


REPUBLIC OF KENYA

MINISTRY OF WATER, SANITATION & IRRIGATION



ATHI WATER WORKS DEVELOPMENT AGENCY

BIDDING DOCUMENT FOR PROCUREMENT OF WORKS CONTRACT

PROCUREMENT OF WORKS FOR AUGMENTATION OF ATHI WATER SUPPLY PROJECTS

Name: LOT 2 - AUGMENTATION OF MURANG'A
COMMUNITY WATER SUPPLY PROJECT

IFB No: AWWDA/GOK/M/W-03/2023-LOT 2

Issued on: 02ND MAY 2023

TABLE OF CONTENTS

BIDDING DOCUMENT FOR PROCUREMENT OF WORKS CONTRACT	1
TABLE OF CONTENTS	2
INVITATION FOR TENDER	6
PART I: TENDERING PROCEDURES	8
SECTION I - INSTRUCTIONS TO TENDERERS	9
SECTION II - TENDER DATA SHEET (TDS)	26
SECTION III – EVALUATION AND QUALIFICATION CRITERIA	30
SECTION IV – TENDERING FORMS	36
PART II – WORKS REQUIREMENTS	68
SECTION V – BILLS OF QUANTITIES	69
BILLS OF QUANTITIES	72
SECTION VI - SPECIFICATIONS	78
General Specifications	79
Section 1. General Requirements	79
1.1. Introduction	79
1.2. Location	79
1.3. Scope of Works	79
1.4. Quality and Approvals	79
1.5. Construction Documents	80
1.6. Operation and Maintenance Manuals	80
1.7. Level Datum	80
1.8. Setting Out of the Works	81
1.9. Boundaries of Works	81
1.10. Work through Private Land	81
1.11. Public Utility Mains and Services	82
1.12. Safeguards to Existing Pipes, Cables, Structures	82
1.13. Record Drawings	82
1.14. Connections to Existing Pipes, Cables and Equipment	83
1.15. Lighting, Watching and Traffic Control	83
1.16. Contractor's Offices	83
1.17. Project Manager's Office	83
1.18. Vehicles for the Project Manager	85
1.19. Contractor's Yards, Stores and Accommodation for Workmen	85
1.20. Water and Electricity Supplies	85
1.21. Contractor's Staff and Workmen	85
1.22. Project Management	86
1.23. Equipment for the Employer	87
1.24. Facilities for Survey and Inspection by the Project Manager	87
1.25. Inspections by the Project Manager during Defects Liability Period	87
1.26. Protective Clothing and Safety Equipment	87
1.27. Notice Boards	87
1.28. Language of Correspondence and Records	87
1.29. Standards and Regulations	88
1.30. Equivalency of Standards and Codes	88
1.31. Quality Control	88
1.32. Units	88
1.33. Inspection and Testing during Manufacture	88
Section 2 - Earthworks, Backfilling and Restoration	90
2.1 Conditions of Site	90
2.2 Site Clearance and Topsoil Removal	90
2.3 Erosion	90
2.4 Ground Levels	91
2.5 Trial Holes	91

2.6	Excavation Generally	91
2.7	Excavation in Excess	91
2.8	Mechanical Excavation	92
2.9	Excavation for Pipelaying	92
2.10	Headings	92
2.11	Excavation for Foundations of Structures	92
2.12	Rock Surfaces under Concrete Structures	93
2.13	Explosives	93
2.14	Excavated Materials Suitable for Re-use	94
2.15	Backfilling of Excavations	94
2.16	Pipe Beddings	94
2.17	Compaction Fraction Test	95
2.18	Selected Backfill Material	96
2.19	Backfilling of Pipe Trenches	96
2.20	Making Good Subsidence after Backfilling	97
2.21	Removal of Timbering from Excavations	97
2.22	Reinstatement of Surfaces	97
2.23	Safety of Excavations in Roads	98
2.24	Temporary Reinstatement of Asphalted Roads	98
2.25	Temporary Reinstatement of Unmade Roads	99
2.26	Permanent Reinstatement of Asphaltic Roads	99
2.27	Forming Banks and Filled Areas	99
2.28	Restoration of Borrow Areas, Spoil Tips and Quarries	100
2.29	Top-soiling and grassing	100
2.30	Free Draining Fill	100
2.31	Hardcore	100
Section 3.	Concrete Works – General	101
3.1	Scope	101
3.2	Concrete	101
3.3	Reinforcement	102
3.4	Formwork	102
3.5	Concreting	103
3.6	Ready Mixed Concrete	103
3.7	Granolithic Concrete	103
3.8	Concrete Benching	103
3.9	Precast Concrete Units	103
Section 4	Pipelines, Pipework	105
Section 4A.	Materials	105
4.1	General	105
4.2	Samples and Storage of Materials	106
4.3	Flanges	107
4.4	Mechanical Couplings	107
4.5	Materials for the Assembly of Flexible Joints	107
4.6	Ductile Iron Pipes	107
4.7	Galvanised Steel Pipes	108
4.8	Steel Pipes	108
4.9	Glass Reinforced Plastic (GRP) Pipes and Fittings	108
4.10	uPVC Sewers and Pressure Pipes and Fittings	109
4.11	Concrete Pipes, Bends and Junctions	109
4.12	Polyethylene Pipes and Fittings	109
4.13	Gate Valves	110
4.14	Butterfly Valves	111
4.15	Air Valves	112
4.16	Non-Return Valves	112
4.17	Flow Control Valves	112
4.18	Pressure Reducing Valves	112

4.19	Ball Float Valves	113
4.20	Constant Flow Valves.....	113
4.21	Surface Boxes and Chamber Covers	113
4.22	Gully Gratings and Frames.....	114
4.23	Manhole Safety Chains.....	114
4.24	Manhole and Chamber Access Covers.....	114
4.25	Manhole Step Irons.....	114
Section 4B.	Pipeline Construction.....	114
4.26	General	114
4.27	Topographic Surveys.....	115
4.28	Handling and Transport of Pipes and Fittings	115
4.29	Stringing and Examination of Pipes Prior to Laying.....	116
4.30	Laying Pipes	116
4.31	Cutting Pipes	118
4.32	Proprietary Joints and Couplings.....	119
4.33	Flanged Joints.....	119
4.34	Steel Pipelines Welded Joints.....	119
4.35	Fixing Valves and Penstocks.....	120
4.36	Thrust and Anchor Blocks.....	120
4.37	Concrete Surround to Pipes	120
4.39	Pressure Rating	120
4.40	Testing of Water Supply Pipelines	120
4.41	Cleansing and Sterilizing of Pipelines.....	121
4.42	Painting.....	122
4.43	Connections to and Diversions to Existing Pipework	123
Section 5.	Building and Structures	125
5.1	Concrete Building Blocks.....	125
5.2	Laying Building Blocks.....	125
5.3	Precast Concrete Units Generally.....	125
5.4	Masonry Using Natural Irregular Stones.....	125
5.5	Screen Walling	125
5.6	Damp-Proof Course.....	125
5.7	Damp-Proof Membrane.....	126
5.8	Composition of Mortars	126
5.9	Mixing of Mortars	126
5.10	Cement Rendering	126
5.11	Tanking to Buried Concrete Surfaces.....	127
5.12	Waterproof Rendering	127
5.13	Grouting in Ironwork.....	127
5.14	Cable Duct Covers and Frames	127
5.15	Fences and Gates	128
5.16	Joint Sealing Compound and Sealants.....	128
5.17	Openings in Walls, Floors and Ceilings	129
5.18	Structural Steelwork	129
5.19	Open Mesh Walkways and Covers.....	129
5.20	Handrailing	129
5.21	Guardrail.....	129
5.22	Chains	130
5.23	Steel Access Covers	130
5.24	Isolation of Aluminum	130
5.25	Galvanising.....	130
5.26	Fixings to Structure, etc.....	130
Section 6.	Roads and Surfacing	131
6.1	Access Tracks.....	131
6.2	Access Roads.....	131
6.3	Precast Concrete Kerbs and Channels	132

6.4	Precast Concreting Edging	132
6.5	Footpaths and Paving	133
6.6	Laying to Grade.....	133
Section 7	Safety, Health and Environment	134
7.1	Introduction	134
7.2	Compliance with Specifications	134
7.3	Failure to Comply with Specifications	135
7.4	General Requirements	136
7.5	Safety Requirements.....	138
7.6	Environmental and Health Requirements.....	146
7.7	Additional Requirements for Work in Public Areas.....	148
7.8	Contractor's Site Check List	150
Section 8.	Environmental Impact Mitigation.....	157
8.1	General	157
8.2	Methods Statements.....	157
8.3	QSE Reporting, Inspections and Audits	157
8.4	Environmental Monitoring and Reporting	157
8.5	Access Requirements for Supervision.....	157
8.6	Conditions of Site.....	157
8.7	Adjoining Property	157
8.8	Landscape.....	157
8.9	Site Clearance.....	158
8.10	Ecosystems and Wildlife.....	158
8.11	Access to Work Sites.....	158
8.12	Dislocation of Existing Access.....	158
8.13	Public Utilities	158
8.14	Wastewater Disposal	159
8.15	Solid Waste Disposal.....	159
8.17	Surface Watercourses	159
8.18	Water Pollution.....	159
8.19	Erosion.....	159
8.20	Risk of Flooding.....	159
8.21	Aggregate, Fill and Spoil Heaps.....	159
8.22	Noise.....	160
8.23	Air Pollution excluding Dust.....	160
8.24	Dust	160
8.25	Storage of Fuel	161
8.26	Oil and Grease	161
8.27	Hazardous Materials.....	161
8.28	Landscape Planting.....	161
8.29	Operations and Maintenance (O&M) Manuals	161
PART III - THE CONDITIONS OF CONTRACT AND CONTRACT	175
SECTION VIII - GENERAL CONDITIONS OF CONTRACT (GCC)	176
Section IX - Special Conditions of Contract.....		235
SECTION X - CONTRACT FORMS		237



**MINISTRY OF WATER, SANITATION AND IRRIGATION
ATHI WATER WORKS DEVELOPMENT AGENCY**

**INVITATION FOR TENDER
NATIONAL COMPETITIVE TENDER**

PROCUREMENT OF WORKS FOR AUGMENTATION OF ATHI WATER SUPPLY PROJECTS.

1. Athi Water Works Development Agency (AWWDA) has received funds from the Government of Kenya and hereby invites sealed tenders for the **Construction works for the Augmentation of Athi Water Supply Projects in 2 Lots as follows;**
 - Augmentation of Kiambu Community Water Supply Project tender no. **AWWDA/GOK/K/W - 02/2023-LOT 1.**
 - Augmentation of Murang'a Community Water Supply Project tender no. **AWWDA/GOK/M/W- 03/2023-LOT 2.**


Each Lot will constitute a Contract.

2. Tendering will be conducted under open competitive tendering method using a standardized tender document and is open to eligible bidders registered in **Category NCA 4** by the National Construction Authority and a **Water Contractor – Class D** by the Ministry of Water, Sanitation and Irrigation. The construction period is Twelve (12) Months.
3. Qualified and interested tenderers may obtain further information and inspect the Tender Documents during office hours from **0800hrs to 1700hrs** local time from Monday to Friday, except during lunch hour (**1300hrs to 1400hrs**), & during weekends and public holidays at the address given below. Tender documents may be viewed and/or downloaded from the website www.awwda.go.ke or www.tenders.go.ke.
4. A complete set of tender documents may be purchased or obtained by paying KES 1,000, in cash or Banker's Cheque. Tender documents obtained electronically will be free of charge.
5. Tender documents obtained from AWWDA website: www.awwda.go.ke or the PPIP portal, www.tenders.go.ke shall be free of charge. Tenderers who download the tender document must forward their particulars immediately to procurement@awwda.go.ke to facilitate any further clarification or addendum/addenda.
6. Each Lot must be accompanied with a bid security in form of an unconditional Bank Guarantee or from an insurance company registered by IRA and approved by PPRA, of **Kshs. 500,000.00 (Kenya Shillings Five Hundred Thousand Only)** valid for thirty (30) days beyond the tender validity period (120 days) submitted by prospective bidders. This shall be in the format provided in the tender document.
7. The Tenderer shall chronologically serialize all pages of the tender documents submitted.
8. Completed tenders must be delivered to the address on or before **23rd May 2023 at 12.00 p.m.** Electronic Tenders **WILL NOT** be permitted.
9. Tenders must be deposited at the Tender Box at the address given below in a sealed envelope clearly

marked for each Lot.

10. Tenders will be opened immediately after the deadline date and time specified above or any deadline date and time specified later. Tenders will be publicly opened in the presence of all bidders' designated representatives who choose to attend.
11. Late tenders will be rejected.
12. The addresses referred to above is:

**Chief Executive Officer,
Athi Water Works Development Agency,
Athi Water Plaza, Muthaiga North Road, Off Kiambu Road
P.O. Box 45283-00100,
Nairobi, Kenya.
Fax: 254-20-2724295;
Tel: +254 715 688272
Email: info@awwda.go.ke, procurement@awwda.go.ke.**



**ENG. MICHAEL M. THUITA
CHIEF EXECUTIVE OFFICER**

PART 1: TENDERING PROCEDURES

SECTION I - INSTRUCTIONS TO TENDERERS

A **GENERAL PROVISIONS**

10 Scope of tender

11 The Procuring Entity as defined in the Appendix to Conditions of Contract invites tenders for Works Contract as described in the tender documents. The name, identification, and number of lots (contracts) of this Tender Document are specified in the TDS.

12 Throughout this tendering document:

- a) The term “in writing” means communicated in written form (e.g. by mail, e-mail, fax, including if specified in the TDS, distributed or received through the electronic-procurement system used by the Procuring Entity) with proof of receipt;
- b) if the context so requires, “singular” means “plural” and vice versa;
- c) “Day” means calendar day, unless otherwise specified as “Business Day”. A Business Day is any day that is an official working day of the Procuring Entity. It excludes official public holidays.

20 Fraud and corruption

21 The Procuring Entity requires compliance with the provisions of the Public Procurement and Asset Disposal Act, 2015, Section 62 “Declaration not to engage in corruption”. The tender submitted by a person shall include a declaration that the person shall not engage in any corrupt or fraudulent practice and a declaration that the person or his or her sub-contractors are not debarred from participating in public procurement proceedings.

22 The Procuring Entity requires compliance with the provisions of the Competition Act 2010, regarding collusive practices in contracting. Any tenderer found to have engaged in collusive conduct shall be disqualified and criminal and/or civil sanctions may be imposed. To this effect, Tenders shall be required to complete and sign the “Certificate of Independent Tender Determination” annexed to the Form of Tender.

23 Tenderers shall permit and shall cause their agents (whether declared or not), subcontractors, sub-consultants, service providers, suppliers, and their personnel, to permit the Procuring Entity to inspect all accounts, records and other documents relating to any initial selection process, pre-qualification process, tender submission, proposal submission, and contract performance (in the case of award), and to have them audited by auditors appointed by the Procuring Entity.

24 Unfair Competitive Advantage - Fairness and transparency in the tender process require that the firms or their Affiliates competing for a specific assignment do not derive a competitive advantage from having provided consulting services related to this tender. To that end, the Procuring Entity shall indicate in the **Data Sheet** and make available to all the firms together with this tender document all information that would in that respect give such firm any unfair competitive advantage over competing firms.

30 Eligible tenderers

31 A Tenderer may be a firm that is a private entity, a state-owned enterprise or institution subject to ITT 3.8, or an individual or any combination of such entities in the form of a joint venture (JV) under an existing agree mentor with the intent to enter in to such an agreement supported by a letter of intent. In the case of a joint venture, all members shall be jointly and severally liable for the execution of the entire Contract in accordance with the Contract terms. The JV shall nominate a Representative who shall have the authority to conduct all business for and on behalf of any and all the members of the JV during the tendering process and, in the event the JV is awarded the Contract, during contract execution. Members of a joint venture may not also make an individual tender, be a subcontractor in a separate tender or be part of another joint venture for the purposes of the same Tender. The maximum number of JV members shall be specified in the **TDS**.

32 Public Officers of the Procuring Entity, their Spouses, Child, Parent, Brothers or Sister. Child, Parent, Brother or Sister of a Spouse, their business associates or ~~agents~~ and firms/organizations in which they have a substantial or controlling Interest shall not be eligible to tender or be awarded a contract. Public Officers are Also not allowed to participate in any procurement proceedings.

- 33** A Tenderer shall not have a conflict of interest. Any tenderer found to have a conflict of interest shall be disqualified. A tenderer may be considered to have a conflict of interest for the purpose of this tendering process, if the tenderer:
- a) Directly or indirectly controls, is controlled by or is under common control with another tenderer;
 - b) Receives or has received any direct or indirect subsidy from another tenderer;
 - c) Has the same legal representative as another tenderer;
 - d) Has a relationship with another tenderer, directly or through common third parties, that puts it in a position to influence the tender of another tenderer, or influence the decisions of the Procuring Entity regarding this tendering process;
 - e) Any of its affiliates participated as a consultant in the preparation of the design or technical specifications of the goods or works that are the subject of the tender;
 - f) Any of its affiliates has been hired (or is proposed to be hired) by the Procuring Entity as a consultant for Contract implementation;
 - g) Would be providing goods, works, or non-consulting services resulting from or directly related to consulting services for the preparation or implementation of the contract specified in this Tender Document;
 - h) Has a close business or personal relationship with senior management or professional staff of the Procuring Entity who has the ability to influence the bidding process and:
 - i) Are directly or indirectly involved in the preparation of the Tender document or specifications of the Contract, and/or the Tender evaluation process of such contract; or
 - ii) May be involved in the implementation or supervision of such Contract unless the conflicts stemming from such relationship has been resolved in a manner acceptable to the Procuring Entity throughout the tendering process and execution of the Contract.
- 34** A tenderer shall not be involved in corrupt, coercive, obstructive or fraudulent practice. A tenderer that is proven to have been involved in any of these practices shall be automatically disqualified
- 35** A Tenderer (either individually or as a JV member) shall not participate in more than one Tender, except for permitted alternative tenders. This includes participation as a subcontractor in other Tenders. Such participation shall result in the disqualification of all Tenders in which the firm is involved. Members of a joint venture may not also make an individual tender, be a sub-contractor in a separate tender or be part of another joint venture for the purposes of the same Tender. A firm that is not a tenderer or a JV member may participate as a subcontractor in more than one tender.
- 36** A Tenderer may have the nationality of any country, subject to the restrictions pursuant to ITT3.9. Tenderer shall be deemed to have the nationality of a country if the Tenderer is constituted, incorporated or registered in and operates in conformity with the provisions of the laws of that country, as evidenced by its articles of incorporation (or equivalent documents of constitution or association) and its registration documents, as the case may be. This criterion also shall apply to the determination of the nationality of proposed sub- contractors or sub-consultants for any part of the Contract including related Services.
- 37** A Tenderer that has been debarred from participating in public procurement shall be ineligible to tender or be awarded a contract. The list of debarred firms and individuals is available from the website of PPRA www.ppra.go.ke.
- 38** A Tenderer that is a state-owned enterprise or a public institution in Kenya may be eligible to tender and be awarded Contract(s) only if it is determined by the Procuring Entity to meet the following conditions, i.e., if it is:
- i) A legal public entity of Government and/or public administration,
 - ii) financially autonomous and not receiving any significant subsidies or budget support from any public entity or Government, and;
 - (iii) Operating under commercial law and vested with legal rights and liabilities similar to any commercial Enterprise to enable it compete with firms in the private sector on

an equal basis.

39 Firms and individuals shall be ineligible if their countries of origin are:

- (a) As a matter of law or official regulations, Kenya prohibits commercial relations with that country;
- (b) By an act of compliance with a decision of the United Nations Security Council taken under Chapter VII of the Charter of the United Nations, Kenya prohibits any import of goods or contracting of works or services from that country, or any payments to any country, person, or entity in that country.

A tenderer shall provide such documentary evidence of eligibility satisfactory to the Procuring Entity, as the Procuring Entity shall reasonably request.

3.10 Foreign tenderers are required to source at least forty (40%) percent of their contract inputs (in supplies, local sub-contracts and labor) from citizen suppliers and contractors. To this end, a foreign tenderer shall provide in its tender documentary evidence that this requirement is met. Foreign tenderers not meeting this criterion will be automatically disqualified. Information required to enable the Procuring Entity determine if this condition is met shall be provided for this purpose in “*SECTION II - EVALUATION AND QUALIFICATION CRITERIA, Item 9*”.

3.11 Pursuant to the eligibility requirements of ITT 3.10, a tender is considered a foreign tenderer, If it is registered in Kenya and has less than 51 percent ownership by nationals of Kenya and if it does not subcontract to foreign firms or individuals more than 10 percent of the contract price, excluding provisional sums. JVs are considered as foreign tenderers if the individual member firms registered in Kenya have less 51 percent ownership by nationals of Kenya. The JV shall not subcontract to foreign firms more than 10 percent of the contract price, excluding provisional sums.

3.12 The National Construction Authority Act of Kenya requires that all local and foreign contractors be registered with the National Construction Authority and be issued with a Registration Certificate before they can undertake any construction works in Kenya. Registration shall not be a condition for tender, but it shall be a condition of contract award and signature. A selected tenderer shall be given opportunity to register before such award and signature of contract. Application for registration with National Construction Authority may be accessed from the website www.nca.go.ke.

3.13 The Competition Act of Kenya requires that firms wishing to tender as Joint Venture undertakings which may prevent, distort or lessen competition in provision of services are prohibited unless they are exempt in accordance with the provisions of Section 25 of the Competition Act, 2010. JVs will be required to seek for exemption from the Competition Authority. Exemption shall not be a condition for tender, but it shall be a condition of contract award and signature. A JV tenderer shall be given opportunity to seek such exemption as a condition of award and signature of contract. Application for exemption from the Competition Authority of Kenya may be accessed from the website www.cak.go.ke.

4.14 A Kenyan tenderer shall be eligible to tender if it provides evidence of having fulfilled his/her tax obligations by producing valid tax compliance certificate or tax exemption certificate issued by the Kenya Revenue Authority.

40 **Eligible goods, equipment, and services**

41 Goods, equipment and services to be supplied under the Contract may have their origin in any country that is not ineligible under ITT 3.9. At the Procuring Entity's request, Tenderers may be required to provide evidence of the origin of Goods, equipment and services.

42 Any goods, works and production processes with characteristics that have been declared by the relevant national environmental protection agency or by other competent authority as harmful to human beings and to the environment shall not be eligible for procurement.

50 **Tenderer's responsibilities**

51 The tenderer shall bear all costs associated with the preparation and submission of his/her tender, and the Procuring Entity will in no case be responsible or liable for those costs.

52 The tenderer, at the tenderer's own responsibility and risk, is encouraged to visit and examine and inspect the Site of the Works and its surroundings and obtain all information that may be necessary for preparing the tender and entering into a contract for construction of the Works. The costs of visiting the Site shall be the tenderer's own expense.

- 53 The Tenderer and any of its personnel or agents will be granted permission by the Procuring Entity to enter upon its premises and lands for the purpose of such visit. The Tenderer shall indemnify the Procuring Entity against liability arising from death or personal injury, loss of or damage to property, and any other losses and expenses incurred as a result of the examination and inspection.
- 54 The tenderer shall provide in the Form of Tender and Qualification Information, a preliminary description of the proposed work method and schedule, including charts, as necessary or required.

B. CONTENTS OF TENDER DOCUMENTS

60 Sections of Tender Document

- 61 The tender document consists of Parts 1, 2, and 3, which includes all the sections specified below, and which should be read in conjunction with any Addenda issued in accordance with ITT 10.

PART 1: Tendering Procedures

Section I – Instructions to Tenderers

Section II – Tender Data Sheet (TDS)

Section III- Evaluation and Qualification Criteria

Section IV – Tendering Forms

PART 2: Works' Requirements

Section V - Bills of Quantities

Section VI - Specifications

Section VII - Drawings

PART 3: Conditions of Contract and Contract Forms

Section VIII - General Conditions (GCC)

Section IX - Special Conditions of Contract

Section X- Contract Forms

- 62 The Invitation to Tender Notice issued by the Procuring Entity is not part of the Contract documents. Unless obtained directly from the Procuring Entity, the Procuring Entity is not responsible for the completeness of the Tender document, responses to requests for clarification, the minutes of a pre-arranged site visit and those of the pre-Tender meeting (if any), or Addenda to the Tender document in accordance with ITT 10. In case of any contradiction, documents obtained directly from the Procuring Entity shall prevail.
- 63 The Tenderer is expected to examine all instructions, forms, terms, and specifications in the Tender Document and to furnish with its Tender all information and documentation as is required by the Tender document.

70 Clarification of Tender Document, Site Visit, Pre-tender Meeting

- 71 A Tenderer requiring any clarification of the Tender Document shall contact the Procuring Entity in writing at the Procuring Entity's address specified in the **TDS** or raise its enquiries during the pre-Tender meeting if provided for in accordance with ITT 7.2. The Procuring Entity will respond in writing to any request for clarification, provided that such request is received no later than the period specified in the **TDS** prior to the deadline for submission of tenders. The Procuring Entity shall forward copies of its response to all tenderers who have acquired the Tender documents in accordance with ITT 7.4, including a description of the inquiry but without identifying its source. If so specified in the **TDS**, the Procuring Entity

Shall also promptly publish its response at the web page identified in the **TDS**. Should the clarification result in changes to the essential elements of the Tender Documents, the Procuring Entity shall amend the Tender Documents following the procedure under ITT 8 and ITT 22.2.

- 72 The Tenderer, at the Tenderer's own responsibility and risk, is encouraged to visit and examine and inspect the site(s) of the required contracts and obtain all information that may be necessary for preparing a tender. The costs of visiting the Site shall be at the Tenderer's own expense. The Procuring Entity shall specify in the **TDS** if a pre-arranged Site visit and/or a pre-tender meeting will be held, when and where. The Tenderer's designated representative is invited to attend a pre-arranged site visit and a pre-tender meeting, as the case may be. The purpose of the site visit and the pre-tender meeting will be to clarify issues and to answer questions on any matter that may be raised at that stage.
- 73 The Tenderer is requested to submit any questions in writing, to reach the Procuring Entity not later than the period specified in the **TDS** before the meeting.
- 74 Minutes of a pre-arranged site visit and those of the pre-tender meeting, if applicable, including the text of the questions asked by Tenderers and the responses given, together with any responses prepared after the meeting, will be transmitted promptly to all Tenderers who have acquired the Tender Documents. Minutes shall not identify the source of the questions asked.
- 75 The Procuring Entity shall also promptly publish anonymized (*no names*) Minutes of the pre-arranged site visit and those of the pre-tender meeting at the web page identified in the **TDS**. Any modification to the Tender Documents that may become necessary as a result of the pre-arranged site visit and those of the pre-tender meeting shall be made by the Procuring Entity exclusively through the issue of an Addendum pursuant to ITT 8 and not through the minutes of the pre-Tender meeting. Non-attendance at the pre-arranged site visit and the pre-tender meeting will not be a cause for disqualification of a Tenderer.
- 80 **Amendment of Tender Documents**
- 81 At any time prior to the deadline for submission of Tenders, the Procuring Entity may amend the Tender Documents by issuing addenda.
- 82 Any addendum issued shall be part of the Tender Documents and shall be communicated in writing to all who have obtained the Tender Documents from the Procuring Entity. The Procuring Entity shall also promptly publish the addendum on the Procuring Entity's website in accordance with ITT 7.5.
- 83 To give Tenderers reasonable time in which to take an addendum into account in preparing their Tenders, the Procuring Entity should extend the dead line for the submission of Tenders, pursuant to ITT 22.2.

C. PREPARATION OF TENDERS

9. Cost of Tendering

The Tenderer shall bear all costs associated with the preparation and submission of its Tender, and the Procuring Entity shall not be responsible or liable for those costs, regardless of the conduct or outcome of the tendering process.

10.0 Language of Tender

The Tender, as well as all correspondence and documents relating to the tender exchanged by the tenderer and the Procuring Entity, shall be written in the English Language. Supporting documents and printed literature that are part of the Tender may be in another language provided they are accompanied by an accurate and notarized translation of the relevant passages into the English Language, in which case, for purposes of interpretation of the Tender, such translation shall govern.

11.0 Documents Comprising the Tender

- 11.1 The Tender shall comprise the following:

- a) Form of Tender prepared in accordance with ITT 12;
- b) Schedules including priced Bill of Quantities, completed in accordance with ITT 12 and ITT 14;
- c) Tender Security or Tender-Securing Declaration, in accordance with ITT 19.1;
- d) Alternative Tender, if permissible, in accordance with ITT 13;
- e) **Authorization:** written confirmation authorizing the signatory of the Tender to commit the Tenderer, in accordance with ITT 20.3;
- f) **Qualifications:** documentary evidence in accordance with ITT 17 establishing the Tenderer's qualifications to perform the Contract if its Tender is accepted;
- g) **Conformity:** a technical proposal in accordance with ITT 16;
- h) Any other document required in the **TDS**.

11.2 In addition to the requirements under ITT 11.1, Tenders submitted by a JV shall include a copy of the Joint Venture Agreement entered into by all members. Alternatively, a letter of intent to execute a Joint Venture Agreement in the event of a successful Tender shall be signed by all members and submitted with the Tender, together with a copy of the proposed JV Agreement. Change of membership and conditions of the JV prior to contract signature will render the tender liable for disqualification.

12.0 Form of Tender and Schedules

12.1 The Form of Tender and Schedules, including the Bill of Quantities, shall be prepared using the relevant forms furnished in Section IV, Tendering Forms. The forms must be completed without any alterations to the text, and no substitutes shall be accepted except as provided under ITT 20.3. All blank spaces shall be filled in with the information requested. The Tenderer shall chronologically serialize all pages of the tender documents submitted.

12.2 The Tenderer shall furnish in the Form of Tender information on commissions and gratuities, if any, paid or to be paid to agents or any other party relating to this Tender.

13. Alternative Tenders

13.1 Unless otherwise specified in the TDS, alternative Tenders shall not be considered.

13.2 When alternative times for completion are explicitly invited, a statement to that effect will be included in the **TDS**, and the method of evaluating different alternative times for completion will be described in Section III, Evaluation and Qualification Criteria.

13.3 Except as provided under ITT 13.4 below, Tenderers wishing to offer technical alternatives to the requirements of the Tender Documents must first price the Procuring Entity's design as described in the Tender Documents and shall further provide all information necessary for a complete evaluation of the alternative by the Procuring Entity, including drawings, design calculations, technical specifications, breakdown of prices, and proposed construction methodology and other relevant details. Only the technical alternatives, if any, of the Tenderer with the Winning Tender conforming to the basic technical requirements shall be considered by the Procuring Entity.

13.4 When specified in the **TDS**, Tenderers are permitted to submit alternative technical solutions for specified parts of the Works, and such parts will be identified in the **TDS**, as will the method for their evaluating, and described in Section VII, Works' Requirements.

14.0 Tender Prices and Discounts

14.1 The prices and discounts (including any price reduction) quoted by the Tenderer in the Form of Tender and in the Bill of Quantities shall conform to the requirements specified below.

14.2 The Tenderer shall fill in rates and prices for all items of the Works described in the Bill of Quantities. Items against which no rate or price is entered by the Tenderer shall be deemed covered by the rates for other items in the Bill of Quantities and will not be paid for

Separately by the Procuring Entity. An item not listed in the priced Bill of Quantities shall be assumed to be not included in the Tender, and provided that the Tender is determined substantially responsive notwithstanding this omission, the average price of the item quoted by substantially responsive Tenderers will be added to the Tender price and the equivalent total cost of the Tender so determined will be used for price comparison.

- 143** The price to be quoted in the Form of Tender, in accordance with ITT 12.1, shall be the total price of the Tender, including any discounts offered.
- 144** The Tenderer shall quote any discounts and the methodology for their application in the Form of Tender, in accordance with ITT 12.1.
- 145** It will be specified in the **TDS** if the rates and prices quoted by the Tenderer are or are not subject to adjustment during the performance of the Contract in accordance with the provisions of the Conditions of Contract, except in cases where the contract is subject to fluctuations and adjustments, not fixed price. In such a case, the Tenderer shall furnish the indices and weightings for the price adjustment formulae in the Schedule of Adjustment Data and the Procuring Entity may require the Tenderer to justify its proposed indices and weightings.
- 146** Where tenders are being invited for individual lots (contracts) or for any combination of lots (packages), tenderers wishing to offer discounts for the award of more than one Contract shall specify in their Tender the price reductions applicable to each package, or alternatively, to individual Contracts within the package. Discounts shall be submitted in accordance with ITT 14.4, provided the Tenders for all lots (contracts) are opened at the same time.
- 147** All duties, taxes, and other levies payable by the Contractor under the Contract, or for any other cause, as of the date 30 days prior to the deadline for submission of Tenders, shall be included in the rates and prices and the total Tender Price submitted by the Tenderer.

150 Currencies of Tender and Payment

- 151** The currency (ies) of the Tender and the currency (ies) of payments shall be the same.
- 152** Tenderers shall quote entirely in Kenya Shillings. The unit rates and the prices shall be quoted by the Tenderer in the Bill of Quantities, entirely in Kenya shillings.
- a) A Tenderer expecting to incur expenditures in other currencies for inputs to the Works supplied from outside Kenya (referred to as “the foreign currency requirements”) shall (if so allowed in the **TDS**) indicate in the Appendix to Tender the percentage(s) of the Tender Price (excluding Provisional Sums), needed by the Tenderer for the payment of such foreign currency requirements, limited to no more than two foreign currencies.
- b) The rates of exchange to be used by the Tenderer in arriving at the local currency equivalent and the percentage(s) mentioned in (a) above shall be specified by the Tenderer in the Appendix to Tender and shall be based on the exchange rate provided by the Central Bank of Kenya on the date 30 days prior to the actual date of tender opening. Such exchange rate shall apply for all foreign payments under the Contract.
- 153** Tenderers may be required by the Procuring Entity to justify, to the Procuring Entity's satisfaction, their local and foreign currency requirements, and to substantiate that the amounts included in the unit rates and prices and shown in the Schedule of Adjustment Data in the Appendix to Tender are reasonable, in which case a detailed breakdown of the foreign currency requirements shall be provided by Tenderers.

16.0 Documents Comprising the Technical Proposal

The Tenderer shall furnish a technical proposal including a statement of work methods, equipment, personnel, schedule and any other information as stipulated in Section IV, Tender Forms, and insufficient detail to demonstrate the adequacy of the Tenderer's proposal to meet the work's requirements and the completion time.

170 Documents Establishing the Eligibility and Qualifications of the Tenderer

- 171** Tenderers shall complete the Form of Tender, included in Section IV, Tender Forms, to establish Tenderer's eligibility in accordance with ITT 4.
- 172** In accordance with Section III, Evaluation and Qualification Criteria, to establish its Qualifications to perform the Contract the Tenderer shall provide the information requested in the corresponding information sheets included in Section IV, Tender Forms.

- 173** If a margin of preference applies as specified in accordance with ITT 33.1, national tenderers, individually or in joint ventures, applying for eligibility for national preference shall supply all information required to satisfy the criteria for eligibility specified in accordance with ITT 33.1.
- 174** Tenderers shall be asked to provide, as part of the data for qualification, such information, including details of ownership, as shall be required to determine whether, according to the classification established by the Procuring Entity, a particular contractor or group of contractor's qualifies for a margin of preference. Further the information will enable the Procuring Entity identify any actual or potential conflict of interest in relation to the procurement and/or contract management processes, or a possibility of collusion between tenderers, and thereby help to prevent any corrupt influence in relation to the procurement process or contract management.
- 175** The purpose of the information described in ITT 17.4 above overrides any claims to confidentiality which a tenderer may have. There can be no circumstances in which it would be justified for a tenderer to keep information relating to its ownership and control confidential where it is tendering to undertake public sector work and receive public sector funds. Thus, confidentiality will not be accepted by the Procuring Entity as a justification for a Tenderer's failure to disclose, or failure to provide required information on its ownership and control.
- 176** The Tenderer shall provide further documentary proof, information or authorizations that the Procuring Entity may request in relation to ownership and control which information on any changes to the information which was provided by the tenderer under ITT 6.4. The obligations to require this information shall continue for the duration of the procurement process and contract performance and after completion of the contract, if any change to the information previously provided may reveal a conflict of interest in relation to the award or management of the contract.
- 177** All information provided by the tenderer pursuant to these requirements must be complete, current and accurate as at the date of provision to the Procuring Entity. In submitting the information required pursuant to these requirements, the Tenderer shall warrant that the information submitted is complete, current and accurate as at the date of submission to the Procuring Entity.
- 178** If a tenderer fails to submit the information required by these requirements, its tender will be rejected. Similarly, if the Procuring Entity is unable, after taking reasonable steps, to verify to a reasonable degree the information submitted by a tenderer pursuant to these requirements, then the tender will be rejected.
- 179** If information submitted by a tenderer pursuant to these requirements, or obtained by the Procuring Entity (whether through its own enquiries, through notification by the public or otherwise), shows any conflict of interest which could materially and improperly benefit the tenderer in relation to the procurement or contract management process, then:
- i) If the procurement process is still ongoing, the tenderer will be disqualified from the procurement process,
 - ii) if the contract has been awarded to that tenderer, the contract award will be set aside depending on the outcome of (iii),
 - iii) The tenderer will be referred to the relevant law enforcement authorities for investigation of whether the tenderer or any other person has committed any criminal offence.
- 17.10** If a tenderer submits information pursuant to these requirements that is incomplete, inaccurate or out-of-date, or attempts to obstruct the verification process, then the consequences of ITT 17.8 will ensue unless the tenderer can show to the reasonable satisfaction of the Procuring Entity that any such act was not material, or was due to genuine error which was not attributable to the intentional act, negligence or recklessness of the tenderer.

18.0 Period of Validity of Tenders

- 18.1.** Tenders shall remain valid for the Tender Validity period specified in the TDS. The Tender Validity period starts from the date fixed for the Tender submission deadline (as prescribed

by the Procuring Entity in accordance with ITT 22). At tender valid for a shorter period shall be rejected by the Procuring Entity as non-responsive.

18.2 In exceptional circumstances, prior to the expiration of the Tender validity period, the Procuring Entity may request Tenderers to extend the period of validity of their Tenders. The request and the responses shall be made in writing. If a Tender Security is requested in accordance with ITT 19, it shall also be extended for thirty (30) days beyond the deadline of the extended validity period. A Tenderer may refuse the request without forfeiting its Tender security. A Tenderer granting the request shall not be required or permitted to modify its Tender.

190 Tender Security

191 The Tenderer shall furnish as part of its Tender, either a Tender-Securing Declaration or a Tender Security as specified in the **TDS**, in original form and, in the case of a Tender Security, in the amount and currency **specified** in the **TDS**. A Tender-Securing Declaration shall use the form included in Section IV, Tender Forms.

192 If a Tender Security is specified pursuant to ITT 19.1, the Tender Security shall be a demand guarantee in any of the following forms at the Tenderer's option:

- i. cash;
- ii. a bank guarantee;
- iii. a guarantee by an insurance company registered and licensed by the Insurance Regulatory Authority listed by the Authority;
- iv. a guarantee issued by a financial institution approved and licensed by the Central Bank of Kenya, from a reputable source, and an eligible country.

193 If an unconditional bank guarantee is issued by a bank located outside Kenya, the issuing bank shall have a correspondent bank located in Kenya to make it enforceable. The Tender Security shall be valid for thirty (30) days beyond the original validity period of the Tender, or beyond any period of extension if requested under ITT 18.2.

194 If a Tender Security or Tender-Securing Declaration is specified pursuant to ITT 19.1, any Tender not accompanied by a substantially responsive Tender Security or Tender-Securing Declaration shall be rejected by the Procuring Entity as non-responsive.

195 If a Tender Security is specified pursuant to ITT 19.1, the Tender Security of unsuccessful Tenderers shall be returned as promptly as possible upon the successful Tenderer's signing the Contract and furnishing the Performance Security and any other documents required in the TDS. The Procuring Entity shall also promptly return the tender security to the tenderers where the procurement proceedings are terminated, all tenders were determined non-responsive or a bidder declines to extend tender validity period.

196 The Tender Security of the successful Tenderer shall be returned as promptly as possible once the successful Tenderer has signed the Contract and furnished the required Performance Security, and any other documents required in the TDS.

197 The Tender Security may be forfeited or the Tender-Securing Declaration executed:

- a) if a Tenderer withdraws its Tender during the period of Tender validity specified by the Tenderer on the Form of Tender, or any extension thereof to provide by the Tenderer; or
- b) if the successful Tenderer fails to:
 - i) sign the Contract in accordance with ITT 47; or
 - ii) furnish a Performance Security and if required in the TDS, and any other documents required in the TDS.

198 Where tender securing declaration is executed, the Procuring Entity shall recommend to the PPRA to debar the Tenderer from participating in public procurement as provided in the law.

199 The Tender Security or the Tender-Securing Declaration of a JV shall be in the name of the JV that submits the Tender. If the JV has not been legally constituted into a legally Enforceable JV at the time of tendering, the Tender Security or the Tender-Securing Declaration shall be in the names of all future members as named in the letter of intent referred to in ITT 4.1 and ITT 11.2.

1910 A tenderer shall not issue a tender security to guarantee itself.

200 Format and Signing of Tender

201 The Tenderer shall prepare one original of the documents comprising the Tender as described in ITT 11 and clearly mark it “ORIGINAL.” Alternative Tenders, if permitted in accordance with ITT 13, shall be clearly marked “ALTERNATIVE.” In addition, the Tenderer shall submit copies of the Tender, in the number specified in the **TDS** and clearly mark them “COPY.” In the event of any discrepancy between the originals and the copies, the original shall prevail.

202 Tenderers shall mark as “CONFIDENTIAL” all information in their Tenders which is confidential to their business. This may include proprietary information, trade secrets, or commercial or financially sensitive information.

203 The original and all copies of the Tender shall be typed or written in indelible ink and shall be signed by a person duly authorized to sign on behalf of the Tenderer. This authorization shall consist of a written confirmation as specified in the **TDS** and shall be attached to the Tender. The name and position held by each person signing the authorization must be typed or printed below the signature. All pages of the Tender where entries or amendments have been made shall be signed or initialed by the person signing the Tender.

204 In case the Tenderer is a JV, the Tender shall be signed by an authorized representative of the JV on behalf of the JV, and so as to be legally binding on all the members as evidenced by a power of attorney signed by their legally authorized representatives.

205 Any inter-lineation, erasures, or overwriting shall be valid only if they are signed or initialed by the person signing the Tender.

D. SUBMISSION AND OPENING OF TENDERS

210 Sealing and Marking of Tenders

211 The Tenderer shall deliver the Tender in a single sealed envelope, or in a single sealed package, or in a single sealed container bearing the name and Reference number of the Tender, addressed to the Procuring Entity and a warning not to open before the time and date for Tender opening date. Within the single envelope, package or container, the Tenderer shall place the following separate, sealed envelopes:

- a) in an envelope or package or container marked “ORIGINAL”, all documents comprising the Tender, as described in ITT 11; and
- b) in an envelope or package or container marked “COPIES”, all required copies of the Tender; and
- c) if alternative Tenders are permitted in accordance with ITT 13, and if relevant:
 - i) in an envelope or package or container marked “ORIGINAL –ALTERNATIVE TENDER”, the alternative Tender; and
 - ii) In the envelope or package or container marked “COPIES- ALTERNATIVE TENDER”, all required copies of the alternative Tender.

The inner envelopes or packages or containers shall:

- a) bear the name and address of the Procuring Entity,
- b) bear the name and address of the Tenderer; and
- c) bear the name and Reference number of the Tender.

212 If an envelope or package or container is not sealed and marked as required, the *Procuring Entity* will assume no responsibility for the misplacement or premature opening of the Tender. Tenders misplaced or opened prematurely will not be accepted.

220 Deadline for Submission of Tenders

221 Tenders must be received by the Procuring Entity at the address specified in the **TDS** and no later than the date and time also specified in the **TDS**. When so specified in the **TDS**, tenderers shall have the option of submitting their Tenders electronically. Tenderers submitting Tenders electronically shall follow the electronic Tender submission procedures specified in the **TDS**.

222 The Procuring Entity may, at its discretion, extend the deadline for the submission of Tenders by amending the Tender Documents in accordance with ITT 8, in which case all rights and

obligations of the Procuring Entity and Tenderers previously subject to the deadline shall thereafter be subject to the deadline as extended.

23.0 Late Tenders

The Procuring Entity shall not consider any Tender that arrives after the deadline for submission of tenders, in accordance with ITT 22. Any Tender received by the Procuring Entity after the deadline for submission of Tenders shall be declared late, rejected, and returned unopened to the Tenderer.

240 Withdrawal, Substitution, and Modification of Tenders

241 A Tenderer may withdraw, substitute, or modify its Tender after it has been submitted by sending a written notice, duly signed by an authorized representative, and shall include a copy of the authorization in accordance with ITT 20.3, (except that withdrawal notices do not require copies). The corresponding substitution or modification of the Tender must accompany the respective written notice. All notices must be:

- a) prepared and submitted in accordance with ITT 20 and ITT 21 (except that withdrawals notices do not require copies), and in addition, the respective envelopes shall be clearly marked “WITHDRAWAL,” “SUBSTITUTION,” “MODIFICATION;” and
- b) received by the Procuring Entity prior to the deadline prescribed for submission of Tenders, in accordance with ITT 22.

242 Tenders requested to be withdrawn in accordance with ITT 24.1 shall be returned unopened to the Tenderers.

243 No Tender may be withdrawn, substituted, or modified in the interval between the deadline for submission of Tenders and the expiration of the period of Tender validity specified by the Tenderer on the Form of Tender or any extension thereof.

25. Tender Opening

251 Except in the cases specified in ITT 23 and ITT 24.2, the Procuring Entity shall publicly open and read out all Tenders received by the deadline, at the date, time and place specified **in the TDS**, in the presence of Tenderers' designated representatives who chooses to attend. Any specific electronic Tender opening procedures required if electronic Tendering is permitted in accordance with ITT 22.1, shall be as specified in the **TDS**.

252 First, envelopes marked “WITHDRAWAL” shall be opened and read out and the envelopes with the corresponding Tender shall not be opened but returned to the Tenderer. No Tender withdrawal shall be permitted unless the corresponding withdrawal notice contains a valid authorization to request the withdrawal and is read out at Tender opening.

253 Next, envelopes marked “SUBSTITUTION” shall be opened and read out and exchanged with the corresponding Tender being substituted, and the substituted Tender shall not be opened, but returned to the Tenderer. No Tender substitution shall be permitted unless the corresponding substitution notice contains a valid authorization to request the substitution and is read out at Tender opening.

254 Next, envelopes marked “MODIFICATION” shall be opened and read out with the corresponding Tender. No Tender modification shall be permitted unless the corresponding modification notice contains a valid authorization to request the modification and is read out at Tender opening.

255 Next, all remaining envelopes shall be opened one at a time, reading out: the name of the Tenderer and whether there is a modification; the total Tender Price, per lot (contract) if applicable, including any discounts and alternative Tenders; the presence or absence of a Tender Security or Tender-Securing Declaration, if required; and any other details as the Procuring Entity may consider appropriate.

256 Only Tenders, alternative Tenders and discounts that are opened and read out at Tender opening shall be considered further for evaluation. The Form of Tender and pages of the Bill of Quantities (to be decided on by the tender opening committee) are to be initialed by the members of the tender opening committee attending the opening.

- 257 At the Tender Opening, the Procuring Entity shall neither discuss the merits of any Tender nor reject any Tender (except for late Tenders, in accordance with ITT 23.1).
- 258 The Procuring Entity shall prepare minutes of the Tender Opening that shall include, as a minimum: -
- a) the name of the Tenderer and whether there is a withdrawal, substitution, or modification;
 - b) the Tender Price, per lot (contract) if applicable, including any discounts;
 - c) any alternative Tenders;
 - d) the presence or absence of a Tender Security, if new as required;
 - e) number of pages of each tender document submitted.
- 259 The Tenderers' representatives who are present shall be requested to sign the minutes. The omission of a Tenderer's signature on the minutes shall not invalidate the contents and effect of the minutes. A copy of the tender opening register shall be distributed to all Tenderers.

E. EVALUATION AND COMPARISON OF TENDERS

26. Confidentiality

- 261 Information relating to the evaluation of Tenders and recommendation of contract award shall not be disclosed to Tenderers or any other persons not officially concerned with the Tender process until information on Intention to Award the Contract is transmitted to all Tenderers in accordance with ITT 43.
- 262 Any effort by a Tenderer to influence the Procuring Entity in the evaluation of the Tenders or Contract award decisions may result in the rejection of its tender.
- 263 Notwithstanding ITT 26.2, from the time of tender opening to the time of contract award, if a tenderer wishes to contact the Procuring Entity on any matter related to the tendering process, it shall do so in writing.

27.0 Clarification of Tenders

- 27.1 To assist in the examination, evaluation, and comparison of the tenders, and qualification of the tenderers, the Procuring Entity may, at its discretion, ask any tenderer for a clarification of its tender, given a reasonable time for a response. Any clarification submitted by a tenderer that is not in response to a request by the Procuring Entity shall not be considered. The Procuring Entity's request for clarification and the response shall be in writing. No change, including any voluntary increase or decrease, in the prices or substance of the tender shall be sought, offered, or permitted, except to confirm the correction of arithmetic errors discovered by the Procuring Entity in the evaluation of the tenders, in accordance with ITT 31.
- 27.2 If a tenderer does not provide clarifications of its tender by the date and time set in the Procuring Entity's request for clarification, its Tender may be rejected.

28.0 Deviations, Reservations, and Omissions

- 28.1 During the evaluation of tenders, the following definitions apply: -
- a) "*Deviation*" is a departure from the requirements specified in the tender document;
 - b) "*Reservation*" is the setting of limiting conditions or withholding from complete acceptance of the requirements specified in the tender document; and
 - c) "*Omission*" is the failure to submit part or all of the information or documentation required in the Tender document.

29.0 Determination of Responsiveness

- 29.1 The Procuring Entity's determination of a Tender's responsiveness is to be based on the contents of the tender itself, as defined in ITT 11.
- 29.2 A substantially responsive Tender is one that meets the requirements of the Tender document without material deviation, reservation, or omission. A material deviation, reservation, or omission is one that, if accepted, would:
- a) Affect in any substantial way the scope, quality, or performance of the Works specified in the Contract;

- b) limit in any substantial way, inconsistent with the tender document, the Procuring Entity's rights or the tenderer's obligations under the proposed contract;
- c) if rectified, would unfairly affect the competitive position of other tenderers presenting substantially responsive tenders.

293 The Procuring Entity shall examine the technical aspects of the tender submitted in accordance with ITT 16, to confirm that all requirements of Section VII, Works' Requirements have been met without any material deviation, reservation or omission.

294 If a tender is not substantially responsive to the requirements of the tender document, it shall be rejected by the Procuring Entity and may not subsequently be made responsive by correction of the material deviation, reservation, or omission.

300 Non-material Non-conformities

301 Provided that a tender is substantially responsive, the Procuring Entity may waive any non-conformities in the tender.

302 Provided that a Tender is substantially responsive, the Procuring Entity may request that the tenderer submit the necessary information or documentation, within a reasonable period of time, to rectify non-material non-conformities in the tender related to documentation requirements. Requesting information or documentation on such non-conformities shall not be related to any aspect of the price of the tender. Failure of the tenderer to comply with the request may result in the rejection of its tender.

303 Provided that a tender is substantially responsive, the Procuring Entity shall rectify quantifiable non-material non-conformities related to the Tender Price. To this effect, the Tender Price shall be adjusted, for comparison purposes only, to reflect the price of a missing or non-conforming item or component in the manner specified **in the TDS**.

310 Arithmetical Errors

311 The tender sum as submitted and read out during the tender opening shall be absolute and final and shall not be the subject of correction, adjustment or amendment in any way by any person or entity.

312 Provided that the Tender is substantially responsive, the Procuring Entity shall handle errors on the following basis: -

- a) Any error detected if considered a major deviation that affects the substance of the tender, shall lead to disqualification of the tender as non-responsive.
- b) Any errors in the submitted tender arising from a miscalculation of unit price, quantity, subtotal and total bid prices shall be considered as a major deviation that affects the substance of the tender and shall lead to disqualification of the tender as non-responsive. and
- c) if there is a discrepancy between words and figures, the amount in words shall prevail

313 Tenderers shall be notified of any error detected in their bid during the notification of award.

32.0 Conversion to Single Currency

For evaluation and comparison purposes, the currency (ies) of the Tender shall be converted in to a single currency as specified in the **TDS**.

330 Margin of Preference and Reservations

331 A margin of preference may be allowed only when the contract is open to international competitive tendering where foreign contractors are expected to participate in the tendering process and where the contract exceeds the value/threshold specified in the Regulations.

332 A margin of preference shall not be allowed unless it is specified so in the **TDS**.

333 Contracts procured on basis of international competitive tendering shall not be subject to reservations exclusive to specific groups as provided in ITT 33.4.

334 Where it is intended to reserve a contract to a specific group of businesses (these groups are Small and Medium Enterprises, Women Enterprises, Youth Enterprises and Enterprises of persons living with disability, as the case may be), and who are appropriately registered as such by the authority to be specified in the **TDS**, a procuring entity shall ensure that the

invitation to tender specifically indicates that only businesses or firms belonging to the specified group are eligible to tender. No tender shall be reserved to more than one group. If not so stated in the Invitation to Tender and in the Tender documents, the invitation to tender will be open to all interested tenderers.

34.0 Nominated Subcontractors

34.1 Unless otherwise stated in the **TDS**, the Procuring Entity does not intend to execute any specific elements of the Works by subcontractors selected/nominated by the Procuring Entity. In case the Procuring Entity nominates a subcontractor, the subcontract agreement shall be signed by the Subcontractor and the Procuring Entity. The main contract shall specify the working arrangements between the main contractor and the nominated subcontractor.

34.2 Tenderers may propose sub-contracting up to the percentage of total value of contracts or the volume of works as specified in the **TDS**. Subcontractors proposed by the Tenderer shall be fully qualified for their parts of the Works.

34.3 Domestic subcontractor's qualifications shall not be used by the Tenderer to qualify for the Works unless their specialized parts of the Works were previously designated so by the Procuring Entity in the **TDS** a scan be met by subcontractors referred to hereafter as 'Specialized Subcontractors', in which case, the qualifications of the Specialized Subcontractors proposed by the Tenderer may be added to the qualifications of the Tenderer.

35. Evaluation of Tenders

35.1 The Procuring Entity shall use the criteria and methodologies listed in this ITT and Section III, Evaluation and Qualification Criteria. No other evaluation criteria or methodologies shall be permitted. By applying the criteria and methodologies the Procuring Entity shall determine the Lowest Evaluated Tender in accordance with ITT 40.

35.2 To evaluate a Tender, the Procuring Entity shall consider the following:

- a) Price adjustment in accordance with ITT 31.1 (iii); excluding provisional sums and contingencies, if any, but including Daywork items, where priced competitively;
- b) Price adjustment due to discounts offered in accordance with ITT 14.4;
- c) Converting the amount resulting from applying (a) and (b) above, if relevant, to a single currency in accordance with ITT 32;
- d) Price adjustment due to quantifiable non-material non-conformities in accordance with ITT 30.3; and
- e) any additional evaluation factors specified in the **TDS** and Section III, Evaluation and Qualification Criteria.

35.3 The estimated effect of the price adjustment provisions of the Conditions of Contract, applied over the period of execution of the Contract, shall not be considered in Tender evaluation.

35.4 Where the tender involves multiple lots or contracts, the tenderer will be allowed to tender for one or more lots (contracts). Each lot or contract will be evaluated in accordance with ITT 35.2. The methodology to determine the lowest evaluated tenderer or tenderers based on a lot (contract) or based on a combination of lots (contracts), will be specified in Section III, Evaluation and Qualification Criteria. In the case of multiple lots or contracts, tenderer will be required to prepare the Eligibility and Qualification Criteria Form for each Lot.

36.0 Comparison of tenders

The Procuring Entity shall compare the evaluated costs of all substantially responsive Tenders established in accordance with ITT 35.2 to determine the Tender that has the lowest evaluated cost.

37.0 Abnormally low tenders and abnormally high tenders

Abnormally Low Tenders

37.1 An Abnormally Low Tender is one where the Tender price, in combination with other elements of the Tender, appears so low that it raises material concerns as to the capability of the Tenderer in regards to the Tenderer's ability to perform the Contract for the offered Tender Price or that genuine competition between Tenderers is compromised.

- 372** In the event of identification of a potentially Abnormally Low Tender, the Procuring Entity shall seek written clarifications from the Tenderer, including detailed price analyses of its Tender price in relation to the subject matter of the contract, scope, proposed methodology, schedule, allocation of risks and responsibilities and any other requirements of the Tender document.
- 373** After evaluation of the price analyses, in the event that the Procuring Entity determines that the Tenderer has failed to demonstrate its capability to perform the Contract for the offered Tender Price, the Procuring Entity shall reject the Tender.

Abnormally high tenders

- 374** An abnormally high tender price is one where the tender price, in combination with other constituent elements of the Tender, appears unreasonably too high to the extent that the Procuring Entity is concerned that it (the Procuring Entity) may not be getting value for money or it may be paying too high a price for the contract compared with market prices or that genuine competition between Tenderers is compromised.
- 375** In case of an abnormally high price, the Procuring Entity shall make a survey of the market prices, check if the estimated cost of the contract is correct and review the Tender Documents to check if the specifications, scope of work and conditions of contract are contributory to the abnormally high tenders. The Procuring Entity may also seek written clarification from the tenderer on the reason for the high tender price. The Procuring Entity shall proceed as follows:
- i) If the tender price is abnormally high based on wrong estimated cost of the contract, the Procuring Entity may accept or not accept the tender depending on the Procuring Entity's budget considerations.
 - ii) If specifications, scope of work and/or conditions of contract are contributory to the abnormally high tender prices, the Procuring Entity shall reject all tenders and may retender for the contract based on revised estimates, specifications, scope of work and conditions of contract, as the case may be.
- 376** If the Procuring Entity determines that the Tender Price is abnormally too high because genuine competition between tenderers is compromised (*often due to collusion, corruption or other manipulations*), the Procuring Entity shall reject all Tenders and shall institute or cause competent Government Agencies to institute an investigation on the cause of the compromise, before retendering.

Unbalanced and/ or front-loaded tenders

- 381** If in the Procuring Entity's opinion, the Tender that is evaluated as the lowest evaluated price is seriously unbalanced and/or frontloaded, the Procuring Entity may require the Tenderer to provide written clarifications. Clarifications may include detailed price analyses to demonstrate the consistency of the tender prices with the scope of works, proposed methodology, schedule and any other requirements of the Tender document.
- 382** After the evaluation of the information and detailed price analyses presented by the Tenderer, the Procuring Entity may as appropriate:
- a) accept the Tender;
 - b) require that the total amount of the Performance Security be increased at the expense of the Tenderer to a level not exceeding a 30% of the Contract Price;
 - c) agree on a payment mode that eliminates the inherent risk of the Procuring Entity paying too much for undelivered works;
 - d) reject the Tender,

Qualifications of the tenderer

- 391** The Procuring Entity shall determine to its satisfaction whether the eligible Tenderer that is selected as having submitted the lowest evaluated cost and substantially responsive Tender, meets the qualifying criteria specified in Section III, Evaluation and Qualification Criteria.
- 392** The determination shall be based upon an examination of the documentary evidence of the Tenderer's qualifications submitted by the Tenderer, pursuant to ITT 17. The determination shall not take into consideration the qualifications of other firms such as the Tenderer's subsidiaries, parent entities, affiliates, subcontractors (other than Specialized Sub-contractors

if permitted in the Tender document), or any other firm(s) different from the Tenderer.

- 393** An affirmative determination shall be a prerequisite for award of the Contract to the Tenderer. A negative determination shall result in disqualification of the Tender, in which event the Procuring Entity shall proceed to the Tenderer who offers a substantially responsive Tender with the next lowest evaluated price to make a similar determination of that Tenderer's qualifications to perform satisfactorily.

400 Lowest evaluated tender

Having compared the evaluated prices of Tenders, the Procuring Entity shall determine the Lowest Evaluated Tender. The Lowest Evaluated Tender is the Tender of the Tenderer that meets the Qualification Criteria and whose Tender has been determined to be:

- a) Most responsive to the Tender document; and
- b) the lowest evaluated price.

41.0 Procuring entity's right to accept any tender, and to reject any or all tenders.

The Procuring Entity reserves the right to accept or reject any Tender and to annul the Tender process and reject all Tenders at any time prior to Contract Award, without there by incurring any liability to Tenderers. Incase of annulment, all Tenders submitted and specifically, Tender securities, shall be promptly returned to the Tenderers.

F. AWARD OF CONTRACT

42.0 Award criteria

The Procuring Entity shall award the Contract to the successful tenderer whose tender has been determined to be the Lowest Evaluated Tender.

430 Notice of Intention to Enter into a Contract/Notification of Award

Upon award of the contract and Prior to the expiry of the Tender Validity Period the Procuring Entity shall issue a Notification of Intention to Enter into a Contract/Notification of award to all tenderers which shall contain, at a minimum, the following information:

- a) the name and address of the Tenderer submitting the successful tender;
- b) the Contract price of the successful tender;
- c) a statement of the reason(s) the tender of the unsuccessful tenderer to whom the letter is addressed was unsuccessful, unless the price information in (c) above already reveals the reason;
- d) the expiry date of the Standstill Period; and
- e) instructions on how to request a debriefing and/ or submit a complaint during the stand still period;

440 Stand still Period

- 441** The Contract shall not be signed earlier than the expiry of a Standstill Period of 14 days to allow any dissatisfied tender to launch a complaint. Where only one Tender is submitted, the Standstill Period shall not apply.

- 442** Where a Standstill Period applies, it shall commence when the Procuring Entity has transmitted to each Tenderer the Notification of Intention to Enter into a Contract with the successful Tenderer.

450 Debriefing by The Procuring Entity

- 451** On receipt of the Procuring Entity's Notification of Intention to Enter into a Contract referred to in ITT 43, an unsuccessful tenderer may make a written request to the Procuring Entity for a debriefing on specific issues or concerns regarding their tender. The Procuring Entity shall provide the debriefing within five days of receipt of the request.

- 452** Debriefings of unsuccessful Tenderers may be done in writing or verbally. The Tenderer shall bear its own costs of attending such a debriefing meeting.

46.0 Letter of Award

Prior to the expiry of the Tender Validity Period and upon expiry of the Standstill Period specified in ITT 42.1, upon addressing a complaint that has been filed within the Standstill Period, the Procuring Entity shall transmit the Letter of Award to the successful Tenderer. The letter of award shall request the successful tenderer to furnish the Performance Security within 21 days of the date of the letter.

47.0 Signing of Contract

47.1 Upon the expiry of the fourteen days of the Notification of Intention to enter in to contract and upon the parties meeting their respective statutory requirements, the Procuring Entity shall send the successful Tenderer the Contract Agreement.

47.2 Within fourteen (14) days of receipt of the Contract Agreement, the successful Tenderer shall sign, date, and return it to the Procuring Entity.

47.3 The written contract shall be entered into within the period specified in the notification of award and before expiry of the tender validity period.

48.0 Performance Security

48.1 Within twenty-one (21) days of the receipt of the Letter of Award from the Procuring Entity, the successful Tenderer shall furnish the Performance Security and, any other documents required in the **TDS**, in accordance with the General Conditions of Contract, subject to ITT 38.2 (b), using the Performance Security and other Forms included in Section X, Contract Forms, or another form acceptable to the Procuring Entity. A foreign institution providing a bank guarantee shall have a correspondent financial institution located in Kenya, unless the Procuring Entity has agreed in writing that a correspondent bank is not required.

48.2 Failure of the successful Tenderer to submit the above-mentioned Performance Security and other documents required in the **TDS** or sign the Contract shall constitute sufficient grounds for the annulment of the award and forfeiture of the Tender Security. In that event the Procuring Entity may award the Contract to the Tenderer offering the next Best Evaluated Tender.

48.3 Performance security shall not be required for contracts estimated to cost less than the amount specified in the Regulations.

49.0 Publication of Procurement Contract

Within fourteen days after signing the contract, the Procuring Entity shall publish the awarded contract at its notice boards and websites; and on the Website of the Authority. At the minimum, the notice shall contain the following information:

- a) name and address of the Procuring Entity;
- b) name and reference number of the contract being awarded, a summary of its scope and the selection method used;
- c) the name of the successful Tenderer, the final total contract price, the contract duration;
- d) dates of signature, commencement and completion of contract;
- e) names of all Tenderers that submitted Tenders, and their Tender prices as readout at Tender opening.

50.0 Procurement related Complaints and Administrative Review

50.1 The procedures for making Procurement-related Complaints are as specified in the **TDS**.

50.2 A request for administrative review shall be made in the form provided under contract forms.

SECTION II - TENDER DATA SHEET (TDS)

The following specific data shall complement, supplement, or amend the provisions in the Instructions to Tenderers (ITT). Whenever there is a conflict, the provisions herein shall prevail over those in ITT.

Reference to ITC Clause	PARTICULARS OF APPENDIX TO INSTRUCTIONS TO TENDERS
A. General	
ITT 1.1	<p>The name of the contract is LOT 2 - AUGMENTATION OF MURANG'A COMMUNITY WATER SUPPLY PROJECT.</p> <p>The reference number of the Contract is AWWDA/GOK/M/W -03/2023-LOT 2.</p> <p>The number and identification of lots (contracts) comprising this Tender are N/A</p>
ITT 2.4	<p>The Information made available on competing firms is as follows: N/A</p>
ITT 2.4	<p>The firms that provided consulting services for the contract being tendered for are: N/A</p>
ITT 3.1	<p>Maximum number of members in the Joint Venture (JV) shall be: N/A.</p>
B. Contents of Tender Document	
ITT 7.1	<p>(a) The Tenderer will submit any request for clarifications in writing at the Address</p> <p style="text-align: center;">Chief Executive Officer, Athi Water Works Development Agency, Athi Water Plaza, Muthaiga North Road, Off Kiambu Road P.O. Box 45283-00100, Nairobi, Kenya. Fax: 254-20-2724295; Tel: +254 715 688272 Email: info@awwda.go.ke,</p> <p style="text-align: center;">to reach the Procuring Entity not later than 16th May 2023</p> <p>(ii) The Procuring Entity shall publish its response at the website www.awwda.go.ke, www.tenders.go.ke and http://supplier.treasury.go.ke.</p>
ITT 7.2	<p>(A) A pre-arranged pretender site visit "shall not" take place.</p> <p>(B) Pre-Tender meeting "shall not" take place.</p>
ITT 7.3	<p>The Tenderer will submit any questions in writing, to reach the Procuring Entity not later than 16th May 2023 before the submission deadline.</p> <p>PE shall reply to any clarifications sought by the tenderer within three (3) working days excluding weekends/public holidays of receiving the request to enable the tenderer to make timely submission of its tender.</p>
ITT 7.5	<p>The Procuring Entity's website where Minutes of the pre-Tender meeting and the pre-arranged pretender will be published is www.awwda.go.ke – N/A</p>
ITT 9.1	<p>For Clarification of Tender purposes, for obtaining further information and for purchasing tender documents, the Procuring Entity's address is:</p> <p style="text-align: center;">Chief Executive Officer, Athi Water Works Development Agency, Athi Water Plaza, Muthaiga North Road, Off Kiambu Road P.O. Box 45283-00100, Nairobi, Kenya. Fax: 254-20-2724295; Tel: +254 715 688272 Email: info@awwda.go.ke or procurement@awwda.go.ke</p>

Reference to ITC Clause	PARTICULARS OF APPENDIX TO INSTRUCTIONS TO TENDERS
C. Preparation of Tenders	
ITT 11.1 (h)	<p>The Tenderer shall submit the following additional documents in its Tender:</p> <ul style="list-style-type: none"> • Copy of Certificate of Registration as as a water and sanitation Contractor under category D by the Ministry of Water, Sanitation and Irrigation and registered in Category NCA4 by the National Construction Authority • Certified Copy of Certificate of Incorporation and a Valid Tax Compliance Certificate, • Bank Statements for the Last 3 years (2020, 2021 & 2022). • Bid Security in form of unconditional Bank Guarantee or from Insurance company registered by IRA and approved by PPRA of KES 500,000
ITT 13.1	Alternative Tenders <i>shall not be</i> considered.
ITT 13.2	Alternative times for completion <i>shall not be</i> permitted.
ITT 13.4	Alternative technical solutions shall be permitted for the following parts of the Works: N/A
ITT 14.5	The prices quoted by the Tenderer shall be fixed .
ITT 15.2 (a)	Foreign currency requirements not allowed .
ITT 18.1	The Tender validity period shall be 120 days.
ITT 18.3	<p>(a) The Number of days beyond the expiry of the initial tender validity period will be 30 days.</p> <p>(b) The Tender price shall be adjusted by the following percentages of the tender price: N/A</p>
ITT 19.1	Tender shall provide a Tender Security valid for thirty (30) days beyond the tender validity period (120 days) submitted by prospective bidders. This shall be in the format provided in the tender document
ITT 20.1	In addition to the original of the Tender, the number of copies is: One <u>(1) original</u> and Two <u>(2) copies</u>
ITT 20.3	<p>The written confirmation of authorization to sign on behalf of the Tenderer shall consist of:</p> <p><i>Written Power of Attorney duly notarized by a commissioner of oaths</i></p>
D. Submission and Opening of Tenders	
ITT 22.1	<p>For <u>Tender submission purposes</u> only, the Procuring Entity's address is:</p> <p>Athi Water Works Development Agency, Athi Water Plaza, Muthaiga North Road, Off Kiambu Road P.O. Box 45283-00100, Nairobi, Kenya. Fax : 254-20-2724295 ; Tel : +254 715 688272 Email : info@awwda.go.ke</p> <p>Date and time for submission of Tenders 23rd May 2023 at 12:00 Pm</p> <p>Tenderers shall not submit tenders electronically.</p>

ITT 25.1	<p>The Tender opening shall take place at the time and the address for Opening of Tenders provided below:</p> <p>Athi Water Works Development Agency, Athi Water Plaza, Muthaiga North Road, Off Kiambu Road P.O. Box 45283-00100, Nairobi, Kenya. Fax : 254-20-2724295 ; Tel : +254 715 688272 Email : info@awwda.go.ke</p> <p>Date and time for Opening of Tenders 23rd May 2023 at 12:00 Pm</p> <p>Tenders shall not be opened electronically.</p>
ITT 25.1	If Tenderers are allowed to submit Tenders electronically, they shall follow the electronic tender submission procedures specified below: N/A
E. Evaluation, and Comparison of Tenders	
ITT 30.3	The adjustment shall be based on the “average” price of the item or component as quoted in other substantially responsive Tenders. If the price of the item or component cannot be derived from the price of other substantially responsive Tenders, the Procuring Entity shall use its best estimate.
TT 32.1	<p>The currency that shall be used for Tender evaluation and comparison purposes only to convert at the selling exchange rate all Tender prices expressed in various currencies into a single currency is: Kenya Shillings.</p> <p>The source of exchange rate shall be: N/A</p> <p>The date for the exchange rate shall be: N/A</p>
ITT 33.2	A margin of preference “shall not” apply.
ITT 33.4	The invitation to tender is extended to the following group that qualify for Reservations. N/A
ITT 34.1	At this time, the Procuring Entity “does not intend” to execute certain specific parts of the Works by subcontractors selected in advance.
ITT 34.2	Contractor's may propose subcontracting: Maximum percentage of subcontracting permitted is: 30% of the total contract amount. Tenderers planning to subcontract more than 10% of total volume of work shall specify, in the Form of Tender, the activity (ies) or parts of the Works to be subcontracted along with complete details of the subcontractors and their qualification and experience.
ITT 34.3	N/A
ITT 35.2 I	Additional requirements apply. These are detailed in the evaluation criteria in Section III, Evaluation and Qualification Criteria.
ITT 48.1	<p>Other documents required in addition to the Performance Security are,</p> <ul style="list-style-type: none"> • Valid Tax Compliance Certificate, • CR 12 • Firm's Bank Account Details

ITT 50.1	<p>The procedures for making a Procurement-related Complaint are detailed in the “Notice of Intention to Award the Contract” herein and are also available from the PPRA Website www.ppra.go.ke or email complaints@ppra.go.ke.</p> <p>If a Tenderer wishes to make a Procurement-related Complaint, the Tenderer should submit its complaint following these procedures, in writing (by the quickest means available, that is either by hand delivery or email to:</p> <p>For the attention: Eng. Michael M. Thuita</p> <p>Title/position: Chief Executive Officer</p> <p>Procuring Entity: Athi Water Works Development Agency</p> <p>Email address: info@awwda.go.ke,</p> <p>In summary, a Procurement-related Complaint may challenge any of the following (among others):</p> <ul style="list-style-type: none"> (i) the terms of the Tender Documents; and (ii) the Procuring Entity’s decision to award the contract.
-----------------	--

SECTION III – EVALUATION AND QUALIFICATION CRITERIA

1. General Provisions

Wherever a Tenderer is required to state a monetary amount, Tenderers should indicate the Kenya Shilling equivalent using the rate of exchange determined as follows:

- a) For construction turnover or financial data required for each year - Exchange rate prevailing on the last day of the respective calendar year (in which the amounts for that year is to be converted) was originally established.
- b) Value of single contract - Exchange rate prevailing on the date of the contract signature.
- c) Exchange rates shall be taken from the publicly available source identified in the ITT 14.3. Any error in determining the exchange rates in the Tender may be corrected by the Procuring Entity.

This section contains the criteria that the Employer shall use to evaluate tender and qualify tenderers. No other factors, methods or criteria shall be used other than specified in this tender document. The Tenderer shall provide all the information requested in the forms included in Section IV, Tendering Forms. The Procuring Entity should use **the Standard Tender Evaluation Document for Goods and Works** for evaluating Tenders.

Evaluation and contract award Criteria

The Procuring Entity shall use the criteria and methodologies listed in this Section to evaluate tenders and arrive at the Lowest Evaluated Tender. The tender that (i) meets the qualification criteria, (ii) has been determined to be substantially responsive to the Tender Documents, and (iii) is determined to have the Lowest Evaluated Tender price shall be selected for award of contract.

2. Preliminary examination for Determination of Responsiveness

The Procuring Entity will start by examining all tenders to ensure they meet in all respects the eligibility criteria and other requirements in the ITT, and that the tender is complete in all aspects in meeting the requirements of “Part 2 – Procuring Entity's Works Requirements”, including checking for tenders with unacceptable errors, abnormally low tenders, abnormally high tenders and tenders that are front loaded. The Standard Tender Evaluation Report Document for Goods and Works for evaluating Tenders provides very clear guide on how to deal with review of these requirements. Tenders that do not pass the Preliminary Examination will be considered irresponsive and will not be considered further.

PRELIMINARY EVALUATION (All Are Mandatory)

1. Attach Copy of Current Valid Tax Compliance Certificate, Business Permit, CR 12 and Certificate of Incorporation/Registration.
2. Form of Tender on stationery with its letterhead clearly showing the Tenderer's complete name and business address which shall include the following Forms:
 - i. Duly completed and signed by the Tenderer.
 - ii. Tenderer's Eligibility- Confidential Business Questionnaire
 - iii. Certificate of Independent Tender Determination
 - iv. Self-Declaration of the Tenderer
3. BOQ duly completed (Bidders are required to fill on the provided BOQ as a Mandatory requirement for Uniformity during Evaluation)
4. All Financial alterations if Any must be countersigned by the bidder
5. Confidential Business Questionnaire must be duly filled.
6. Bank Statements for the Last 3 years (2020, 2021 & 2022).
7. Submit a written Power of Attorney on bidder's letter head for the authorized person to sign the tender on behalf of the bidder.
8. Provide details of any past or current litigation or arbitration proceedings in which the Bidder is/was involved as one of the parties on bidder's letter head.
9. All required information shall be attached to the Original Tender document and neatly bound. Documents submitted as loose papers will be rejected at Preliminary evaluation stage and shall not progress to Technical Evaluation Stage.
10. Submit a Certificate of registration as a water and sanitation Contractor under category D with the Ministry of Water, Sanitation and Irrigation
11. Registration and Contractor's Annual Practicing License in Category NCA 4 by the National Construction Authority

A firm lacking in any of the above details **shall be dropped** at this stage and shall not be progressed to the Technical Evaluation stage/Post qualification and Contract award.

3. Tender Evaluation (Itt 35)

Price evaluation: in addition to the criteria listed in ITT 35.2 (a) – (d) the following criteria shall apply:

- (i) Alternative Completion Times, if permitted under ITT13.2, will be evaluated as follows:
N/A
- (ii) Alternative Technical Solutions for specified parts of the Works, if permitted under ITT 13.4, will be evaluated as follows: N/A
- (iii) Other Criteria; if permitted under ITT 35.2(j): N/A

4. Multiple Contracts: N/A

Multiple contracts will be permitted in accordance with ITT 35.4. Tenderers are evaluated on basis of Lots and a lowest evaluated tenderer identified for each Lot. The Procuring Entity will select one Option of the two Options listed below for award of Contracts.

OPTION 1: N/A

- (i) If a tenderer wins only one Lot, the tenderer will be awarded a contract for that Lot, provided the tenderer meets the Eligibility and Qualification Criteria for that Lot.
- (ii) If a tenderer wins more than one Lot, the tender will be awarded a contract for all won Lots, provided the tenderer meets the aggregate Eligibility and Qualification Criteria for all the won Lots. The tenderer will be awarded only the combinations for which the tenderer qualifies and the others will be considered for award to second lowest the tenderers.

OPTION 2: N/A

The Procuring Entity will consider all possible combinations of won Lots [contract(s)] and determine the combination with the lowest evaluated price. Tenders will then be awarded to the Tenderer or Tenderers in the combination provided the tenderer meets the aggregate Eligibility and Qualification Criteria for all the won Lots.

5. Alternative Tenders (Itt 13.1) N/A

An alternative if permitted under ITT 3.1, will be evaluated as follows:

The Procuring Entity shall consider Tenders offered for alternatives as specified in Part 2 – Works requirements. Only the technical alternatives, if any, of the Tenderer With the Best Evaluated Tender conforming to the basic technical requirements shall be considered by the Procuring Entity.

6. Margin of Preference is not applicable

If the TDS so specifies, the Procuring Entity will grant a margin of preference of fifteen percent (15%) to be loaded on evaluated prices of the foreign tenderers, where the percentage of shareholding of Kenyan citizens is less than fifty- one percent (51%).

Contractors shall be asked to provide, as part of the data for qualification, such information, including details of ownership, as shall be required to determine whether, according to the classification established by the Procuring Entity, a particular contractor or group of contractor's qualifies for a margin of preference.

After Tenders have been received and reviewed by the Procuring Entity, responsive Tenders shall be assessed to ascertain their percentage of shareholding of Kenyan citizens. Responsive tenders shall be classified into the following groups:

- i) *Group A:* tenders offered by Kenyan Contractors and other Tenderers where Kenyan citizens hold shares of over fifty one percent (51%).

- ii) *Group B*: tenders offered by foreign Contractors and other Tenderers where Kenyan citizens hold shares of less than fifty one percent (51%).

All evaluated tenders in each group shall, as a first evaluation step, be compared to determine the lowest tender, and the lowest evaluated tender in each group shall be further compared with each other. If, as a result of this comparison, a tender from Group A is the lowest, it shall be selected for the award of contract. If a tender from Group B is the lowest, an amount equal to the percentage indicated in Item 6.1 of the respective tender price, including unconditional discounts and excluding provisional sums and the cost of day works, if any, shall be added to the evaluated price offered in each tender from Group B. All tenders shall then be compared using new prices with added prices to Group B and the lowest evaluated tender from Group A. If the tender from Group A is still the lowest tender, it shall be selected forward. If not, the lowest evaluated tender from Group B based on the first evaluation price shall be selected.

7. Post qualification and Contract award (ITT 39), more specifically,

- a) In case the tender was subject to post-qualification, the contract shall be awarded to the lowest evaluated tenderer, subject to confirmation of pre-qualification data, if so required.
- b) In case the tender was not subject to post-qualification, the tender that has been determined to be the lowest evaluated tenderer shall be considered for contract award, subject to meeting each of the following conditions.
 - i) The Tenderer shall demonstrate that it has access to, or has available, liquid assets, unencumbered real assets, lines of credit, and other financial means (independent of any contractual advance payment) sufficient to meet the construction cash flow of Kenya Shillings
 - ii) Minimum average annual construction turnover of Kenya Shillings 250 **million** equivalent calculated as total certified payments received for contracts in progress and/or completed within the last 3 years.
 - iii) At least 2 number of contract(s) of a similar nature executed within Kenya, or the East African Community or a broad, that have been satisfactorily and substantially completed as a prime contractor, or joint venture member or sub-contractor between 1st January 2018 and tender submission deadline each of minimum value Kenya shillings 150 million or equivalent.
 - iv) Contractor's Representative and Key Personnel, which are specified below:

Position	Total experience (years)	In similar works (years)	As manager of similar works (years)
Site Agent	8	5	3
Civil/Construction Engineer	8	5	3
Surveyor (2No)	5	3	1
Inspector of Works (2No.)	5	3	1
Foreman water works (2No)	5	3	1
CAD Technician	3	2	1

- v) Contractors' key equipment listed on the table "Contractor's Equipment" below and more specifically listed as

Equipment type and characteristics	Minimum number required
1) 1.5 m ³ or 20-ton Excavator	2
2) 2m ³ Concrete dumpers	2
3) Poker vibrator 20 mm diameter	2
4) Tipper Lorry – 7 Ton	1
5) Tipper Lorry – 10 Ton	1
6) Concrete Mixers 3m ³ including batch weighing	2
7) Air compressor (5,000l/min)	2
8) Generator (15Kva)	2

9) Total station/Geodetic equipment	2
10) Dewatering pumps	2
11) Pick up	2
12) Drilling rig	1

iv) Other conditions depending on their seriousness.

a) History of non-performing contracts:

Tenderer and each member of JV in case the Tenderer is a JV, shall demonstrate that non-performance of a contract did not occur because of the default of the Tenderer, or the member of a JV in the last **3 years**. The required information shall be furnished in the appropriate form.

b) Pending Litigation

Financial position and prospective long-term profit ability of the Single Tenderer, and in the case the Tenderer is a JV, of each member of the JV, shall remain sound according to criteria established with respect to Financial Capability under Paragraph (i) above if all pending litigation will be resolved against the Tenderer. Tenderer shall provide information on pending litigations in the appropriate form.

c) Litigation History

There shall be no consistent history of court/arbitral award decisions against the Tenderer, in the last **3 years**. All parties to the contract shall furnish the information in the appropriate form about any litigation or arbitration resulting from contracts Completed or on going under its execution over the years specified. A consistent history of awards against the Tenderer or any member of a JV may result in rejection of the tender.

QUALIFICATION FORM*

1	2	3	4	5
Item No.	Qualification Subject	Qualification Requirement	Document To be Completed by Tenderer	For Procuring Entity's Use (Qualification met or Not Met)
1	Nationality	Nationality in accordance with ITT 3.6	Forms ELI – 1.1 and 1.2, with attachments	
2	Tax Obligations for Kenyan Tenderers	Has produced a current tax clearance certificate or tax exemption certificate issued by Kenya Revenue Authority in accordance with ITT 3.14.	Attachment	
3	Conflict of Interest	No conflicts of interest in accordance with ITT 3.3	Form of Tender	
4	PPRA Eligibility	Not having been declared ineligible by the PPRA as described in ITT 3.7	Form of Tender	
5	State- owned Enterprise	Meets conditions of ITT 3.8	Forms ELI – 1.1 and 1.2, with attachments	
6	Goods, equipment and services to be supplied under the contract	To have their origin in any country that is not determined ineligible under ITT 4.1	Forms ELI – 1.1 and 1.2, with attachments	
7	History of Non-Performing Contracts	Non-performance of a contract did not occur as a result of contractor default since 1 st January 2020.	Form CON-2	
8	Suspension Based on Execution of Tender/Proposal Securing Declaration by the Procuring Entity	Not under suspension based on-execution of a Tender/Proposal Securing Declaration pursuant to ITT 19.9	Form of Tender	
9	Pending Litigation	Tender's financial position and prospective long-term profitability still sound according to criteria established in a.9 and assuming that all pending litigation will NOT be resolved against the Tenderer.	Form CON – 2	
10	Litigation History	No consistent history of court/arbitral award decisions against the Tenderer since 1 st January 2020.	Form CON – 2	
11	Financial Capabilities	(i) The Tenderer shall demonstrate that it has access to, or has available, liquid assets, unencumbered real assets, lines of credit, and other financial means (independent of any contractual advance payment) sufficient to meet the construction cash flow requirements estimated as Kenya Shillings 200 Million equivalent for the subject contract(s) net of the Tenderer's other commitments.	Form FIN – 3.1, with attachments	

1	2	3	4	5
Item No.	Qualification Subject	Qualification Requirement	Document To be Completed by Tenderer	For Procuring Entity's Use (Qualification met or Not Met)
		<p>(ii) The Tenderers shall also demonstrate, to the satisfaction of the Procuring Entity, that it has adequate sources of finance to meet the cash flow requirements on works currently in progress and for future contract commitments.</p> <p>(iii) The audited balance sheets or, if not required by the laws of the Tenderer's country, other financial statements acceptable to the Procuring Entity, for the last 3 years shall be submitted and must demonstrate the current soundness of the Tenderer's financial position and indicate its prospective long-term profitability.</p>		
12	Average Annual Construction Turnover	Minimum average annual construction turnover of Kenya Shillings 250 million , equivalent calculated as total certified payments received for contracts in progress and/or completed within the last three (3) years , divided by 3 years	Form FIN – 3.2	
13	General Construction Experience	Experience under construction contracts in the role of prime contractor, JV member, sub-contractor, or management contractor for at least the last Five (5) years ,	4. Form EXP – 4.1 Experience	
14	Specific Construction & Contract Management Experience	<p>A minimum number of two (2) similar contracts specified below that have been satisfactorily and substantially completed as a prime contractor, joint venture member, management contractor or sub-contractor between 1st January 2020 and tender submission deadline of minimum value Kenya shillings 200 million or equivalent.</p> <p>The similarity of the contracts shall be based on relation to Laying of water distribution and transmission pipeline of dia. 32mm-315mm HDPE/GI and length of at least 200km with a production rate of at least 10Km per month, River and Road crossings works, water reservoir of capacity of at least 150m³. Experience in Boreholes Equipping and Design and Installation of Electromechanical works involving photovoltaic installation of capacity at least 112kWh</p>	Form EXP 4.2(a)	

SECTION IV – TENDERING FORMS

QUALIFICATION FORMS

FOREIGN TENDERERS 40%RULE- N/A

1. FORM EQU: EQUIPMENT

The Tenderer shall provide adequate information to demonstrate clearly that it has the capability to meet the requirements for the key equipment listed in Section III, Evaluation and Qualification Criteria. A separate Form shall be prepared for each item of equipment listed, or 36rocedure36ing36i equipment proposed by the Tenderer.

Item of equipment		
Equipment information	Name of manufacturer	Model and power rating
	Capacity	Year of manufacture
Current status	Current location	
	Details of current commitments	
Source	Indicate source of the equipment <input type="checkbox"/> Owned <input type="checkbox"/> Rented <input type="checkbox"/> Leased <input type="checkbox"/> Specially manufactured	

Omit the following information for equipment owned by the Tenderer.

Owner	Name of owner	
	Address of owner	
	Telephone	Contact name and title
	Fax	Telex
Agreements	Details of rental / lease / manufacture agreements specific to the project	

2. FORM PER -1 Contractor's Representative and Key Personnel Schedule

Tenderers should provide the names and details of the suitably qualified Contractor's Representative and Key Personnel to perform the Contract. The data on their experience should be supplied using the Form PER-2 below for each candidate.

Contractor's Representative and Key Personnel

1.	Title of position: Contractor's Representative	
	Name of candidate:	
	Duration of appointment:	<i>[insert the whole period (start and end dates) for which this position will be engaged]</i>
	Time commitment: for this position:	<i>[insert the number of days/week/months/ that has been scheduled for this position]</i>
	Expected time schedule for this position:	<i>[insert the expected time schedule for this position (e.g. attach high level Gantt chart)]</i>
2.	Title of position: []	
	Name of candidate:	
	Duration of appointment:	<i>[insert the whole period (start and end dates) for which this position will be engaged]</i>
	Time commitment: for this position:	<i>[insert the number of days/week/months/ that has been scheduled for this position]</i>
	Expected time schedule for this position:	<i>[insert the expected time schedule for this position (e.g. attach high level Gantt chart)]</i>
3.	Title of position: []	
	Name of candidate:	
	Duration of appointment:	<i>[insert the whole period (start and end dates) for which this position will be engaged]</i>
	Time commitment: for this position:	<i>[insert the number of days/week/months/ that has been scheduled for this position]</i>
	Expected time schedule for this position:	<i>[insert the expected time schedule for this position (e.g. attach high level Gantt chart)]</i>
4.	Title of position: []	
	Name of candidate:	
	Duration of appointment:	<i>[insert the whole period (start and end dates) for which this position will be engaged]</i>
	Time commitment: for this position:	<i>[insert the number of days/week/months/ that has been scheduled for this position]</i>
	Expected time schedule for this position:	<i>[insert the expected time schedule for this position (e.g. attach high level Gantt chart)]</i>
5.	Title of position: <i>[insert title]</i>	
	Name of candidate	
	Duration of appointment:	<i>[insert the whole period (start and end dates) for which this position will be engaged]</i>
	Time commitment: for this position:	<i>[insert the number of days/week/months/ that has been scheduled for this position]</i>
	Expected time schedule for this position:	<i>[insert the expected time schedule for this position (e.g. attach high level Gantt chart)]</i>

3. **FORM PER - 2 Resume and Declaration – Contractor’s Representative and Key Personnel.**

Name of Tenderer

Position [#1]: <i>[title of position from Form PER-1]</i>		
Personnel information	Name:	Date of birth:
	Address:	E-mail:
	Professional qualifications:	
	Academic qualifications:	
	Language proficiency: <i>[language and levels of speaking, reading and writing skills]</i>	
Details	Address of Procuring Entity:	
	Telephone:	Contact (manager / personnel officer):
	Fax:	
	Job title:	Years with present Procuring Entity:

Summarize professional experience in reverse chronological order. Indicate particular technical and managerial experience relevant to the project.

Project	Role	Duration of involvement	Relevant experience
<i>[main project details]</i>	<i>[role and responsibilities on the project]</i>	<i>[time in role]</i>	<i>[describe the experience relevant to this position]</i>

Declaration

I, the undersigned *[insert either “Contractor’s Representative” or “Key Personnel” as applicable]*, certify that to the best of my knowledge and belief, the information contained in this Form PER-2 correctly describes myself, my qualifications and my experience.

I confirm that I am available as certified in the following table and throughout the expected time schedule for this position as provided in the Tender:

Commitment	Details
Commitment to duration of contract:	<i>[insert period (start and end dates) for which this Contractor’s Representative or Key Personnel is available to work on this contract]</i>
Time commitment:	<i>[insert period (start and end dates) for which this Contractor’s Representative or Key Personnel is available to work on this contract]</i>

I understand that any misrepresentation or omission in this Form may:

- (a) be taken into consideration during Tender evaluation;
- (b) result in my disqualification from participating in the Tender;
- (c) result in my dismissal from the contract.

Name of Contractor’s Representative or Key Personnel: *[insert name]*

Signature: _____

Date: (day month year): _____

Countersignature of authorized representative of the Tenderer:

Signature: _____

Date: (day month year): _____

4. TENDERERS QUALIFICATION WITHOUT PREQUALIFICATION

To establish its qualifications to perform the contract in accordance with Section III, Evaluation and Qualification Criteria the Tenderer shall provide the information requested in the corresponding Information Sheets included hereunder.

FORM ELI -1.1Tenderer InformationForm

Date: _____ ITT No. and title: _____

Tenderer's name
In case of Joint Venture (JV), name of each member:
Tenderer's actual or intended country of registration: <i>[indicate country of Constitution]</i>
Tenderer's actual or intended year of incorporation:
Tenderer's legal address [in country of registration]:
Tenderer's authorized representative information Name: _____ Address: _____ Telephone/Fax numbers: _____ E-mail address: _____
<p>a. Attached are copies of original documents of</p> <p><input type="checkbox"/> Articles of Incorporation (or equivalent documents of constitution or association), and/or documents of registration of the legal entity named above, in accordance with ITT 3.6</p> <p><input type="checkbox"/> In case of JV, letter of intent to form JV or JV agreement, in accordance with ITT 3.5</p> <p><input type="checkbox"/> In case of state-owned enterprise or institution, in accordance with ITT 3.8, documents establishing:</p> <ul style="list-style-type: none">• Legal and financial autonomy• Operation under commercial law <ol style="list-style-type: none">1. Establishing that the Tenderer is not under the supervision of the Procuring Entity2. Included are the organizational chart, a list of Board of Directors, and the beneficial ownership.

FORM ELI -1.2 Tenderer's JV Information Form

(To be completed for each member of Tenderer's JV)

Date: _____ ITT No. and title: _____

Tenderer's JV name:
JV member's name:
JV member's country of registration:
JV member's year of constitution:
JV member's legal address in country of constitution:
JV member's authorized representative information Name: _____ Address: _____ Telephone/Fax numbers: _____ E-mail address: _____
<p>a. Attached are copies of original documents of</p> <p><input type="checkbox"/> Articles of Incorporation (or equivalent documents of constitution or association), and/or registration documents of the legal entity named above, in accordance with ITT 3.6.</p> <p><input type="checkbox"/> In case of a state-owned enterprise or institution, documents establishing legal and financial autonomy, operation in accordance with commercial law, and that they are not under the supervision of the Procuring Entity, in accordance with ITT 3.5.</p> <p>2. Included are the organizational chart, a list of Board of Directors, and the beneficial ownership.</p>

FORM CON -2 Historical Contract Non-Performance, Pending Litigation and Litigation History

Tenderer's Name: _____

Date: _____

JV Member's Name _____

ITT No. and title: _____

Non-Performed Contracts in accordance with Section III, Evaluation and Qualification Criteria

☐ Contract non-performance did not occur since 1st January *[insert year]* specified in Section III, Evaluation and Qualification Criteria, Sub-Factor 2.1.

☐ Contract(s) not performed since 1st January *[insert year]* specified in Section III, Evaluation and Qualification Criteria, requirement 2.1

☐ Contract(s) withdrawn since 1st January *[insert year]* specified in Section III, Evaluation and Qualification Criteria, requirement 2.1

Year	Non- performed portion of contract	Contract Identification	Total Contract Amount (current value, currency, exchange rate and Kenya Shilling equivalent)
<i>[insert year]</i>	<i>[insert amount and percentage]</i>	Contract Identification: <i>[indicate complete contract name/ number, and any other identification]</i> Name of Procuring Entity: <i>[insert full name]</i> Address of Procuring Entity: <i>[insert street/city/country]</i> Reason(s) for nonperformance: <i>[indicate main reason(s)]</i>	<i>[insert amount]</i>

Pending Litigation, in accordance with Section III, Evaluation and Qualification Criteria

☐ No pending litigation in accordance with Section III, Evaluation and Qualification Criteria, Sub-Factor 2.3.

☐ Pending litigation in accordance with Section III, Evaluation and Qualification Criteria, Sub-Factor 2.3 as Indicated below.

Year of dispute	Amount in dispute (currency)	Contract Identification	Total Contract Amount (currency), Kenya Shilling Equivalent (exchange rate)
		Contract Identification: _____ Name of Procuring Entity: _____ Address of Procuring Entity: _____ Matter in dispute: _____ Party who initiated the dispute: Status of dispute:	
		Contract Identification: _____ Name of Procuring Entity: _____ Address of Procuring Entity: _____ Matter in dispute: _____ Party who initiated the dispute: Status of dispute:	

Litigation History in accordance with Section III, Evaluation and Qualification Criteria

☐ No Litigation History in accordance with Section III, Evaluation and Qualification Criteria, Sub-Factor 2.4.

☐ Litigation History in accordance with Section III, Evaluation and Qualification Criteria, Sub-Factor 2.4 as indicated below.

Year of dispute	Amount in dispute (currency)	Contract Identification	Total Contract Amount (currency), Kenya Shilling Equivalent (exchange rate)
<i>[insert year]</i>	<i>[insert percentage]</i>	Contract Identification: [indicate completecontract name, number, and any other identification] Name of Procuring Entity: <i>[insert full name]</i> Address of Procuring Entity: <i>[insert street/city/country]</i> Matter in dispute: <i>[indicate main issues indispute]</i> Party who initiated the dispute: <i>[indicate “Procuring Entity” or “Contractor”]</i> Reason(s) for Litigation and award decision <i>[indicate main reason(s)]</i>	<i>[insert amount]</i>

Include details relating to potential bid-rigging practices such as previous occasions where tenders were withdrawn, joint bids with competitors, subcontracting work to unsuccessful tenderers, etc.

FORM FIN – 3.1: Financial Situation and Performance

Tenderer's Name: _____

Date: _____

JV Member's Name _____

ITT No. and title: _____

Financial Data

Type of Financial information in _____ (currency)	Historic information for previous _____ years, (Amount in currency, currency, exchange rate*, USD equivalent)				
	Year 1	Year 2	Year 3	Year 4	Year 5
Statement of Financial Position (Information from Balance Sheet)					
Total Assets (TA)					
Total Liabilities (TL)					
Total Equity/Net Worth (NW)					
Current Assets (CA)					
Current Liabilities (CL)					
Working Capital (WC)					
Information from Income Statement					
Total Revenue (TR)					
Profits Before Taxes (PBT)					
Cash Flow Information					
Cash Flow from Operating Activities					

***Refer to ITT 15 for the exchange rate**

Sources of Finance

Specify sources of finance to meet the cash flow requirements on works currently in progress and for future contract commitments.

No.	Source of finance	Amount (Kenya Shilling equivalent)
1		
2		
3		

Financial documents

The Tenderer and its parties shall provide copies of financial statements for **3** years pursuant Section III, Evaluation and Qualifications Criteria, Sub-factor 3.1. The financial statements shall:

- (a) Reflect the financial situation of the Tenderer or in case of JV member, and not an affiliated entity (such as parent company or group member).
 - (b) Be independently audited or certified in accordance with local legislation.
 - (c) Be complete, including all notes to the financial statements.
 - (d) Correspond to accounting periods already completed and audited.
- ☐ Attached are copies of financial statements¹ for the **3** years required above; and complying with the requirements

¹ If the most recent set of financial statements is for a period earlier than 12 months from the date of Tender, the reason for this should be justified.

FORM FIN – 3.2: Average Annual Construction Turnover

Tenderer’s Name: _____
Date: _____
JV Member’s Name _____
ITT No. and title: _____

		Annual turnover data (construction only)	
Year	Amount Currency	Exchange rate	Kenya Shilling equivalent
<i>[indicate year]</i>	<i>[insert amount and indicate currency]</i>		
Average Annual Construction Turnover *			

* See Section III, Evaluation and Qualification Criteria, Sub-Factor 3.2.

FORM FIN – 3.3: Financial Resources

Specify proposed sources of financing, such as liquid assets, unencumbered real assets, lines of credit, and other financial means, net of current commitments, available to meet the total construction cash flow demands of the subject contract or contracts as specified in Section III, Evaluation and Qualification Criteria

Financial Resources		
No.	Source of financing	Amount (Kenya Shilling equivalent)
1		
2		
3		

FORM FIN – 3.4: Current Contract Commitments / Works in Progress

Tenderers and each member to a JV should provide information on their current commitments on all contracts that have been awarded, or for which a letter of intent or acceptance has been received, or for contracts approaching completion, but for which an unqualified, full completion certificate has yet to be issued.

Current Contract Commitments					
No.	Name of Contract	Procuring Entity's Contact Address, Tel,	Value of Outstanding Work [Current Kenya Shilling /month Equivalent]	Estimated Completion Date	Average Monthly Invoicing Over Last Six Months [Kenya Shilling /month]
1					
2					
3					
4					
5					

FORM EXP – 4.1 General Construction Experience

Tenderer's Name: _____

Date: _____

JV Member's Name _____

ITT No. and title: _____

Page _____ of _____ pages

Starting Year	Ending Year	Contract Identification	Role of Tenderer
		Contract name: _____ Brief Description of the Works performed by the Tenderer: _____ Amount of contract: _____ Name of Procuring Entity: _____ Address: _____	

		Contract name: _____ Brief Description of the Works performed by the Tenderer: _____ Amount of contract: _____ Name of Procuring Entity: _____ Address: _____	
		Contract name: _____ Brief Description of the Works performed by the Tenderer: _____ Amount of contract: _____ Name of Procuring Entity: _____ Address: _____	

FORM EXP – 4.2(a) Specific Construction and Contract Management Experience

Tenderer's Name: _____

Date: _____

JV Member's Name _____

ITT No. and title: _____

Similar Contract No.	Information			
Contract Identification				
Award date				
Completion date				
Role in Contract	Prime Contractor <input type="checkbox"/>	Member in JV <input type="checkbox"/>	Management Contractor <input type="checkbox"/>	Sub-contractor <input type="checkbox"/>
Total Contract Amount	Kenya Shilling			
If member in a JV or sub-contractor, specify participation in total Contract amount				
Procuring Entity's Name:				
Address:				
Telephone/fax number				
E-mail:				

FORM EXP – 4.2(a) (cont.) Specific Construction and Contract Management Experience (cont.)

Similar Contract No.	Information
Description of the similarity in accordance with Sub-Factor 4.2(a) of Section III:	
1. Amount	
2. Physical size of required works items	
3. Complexity	
4. Methods/Technology	
5. Construction rate for key activities	
6. Other Characteristics	

FORM EXP – 4.2(b) Construction Experience in Key Activities

Tenderer's Name: _____

Date: _____

Tenderer's JV Member Name: _____

Sub-contractor's Name2 (as per ITT 34): _____

ITT No. and title: _____

All Sub-contractors for key activities must complete the information in this form as per ITT 34 and Section III, Evaluation and Qualification Criteria, Sub-Factor 4.2.

1. Key Activity No One: _

Information				
Contract Identification				
Award date				
Completion date				
Role in Contract	Prime Contractor <input type="checkbox"/>	Member in JV <input type="checkbox"/>	Management Contractor <input type="checkbox"/>	Sub-contractor <input type="checkbox"/>
Total Contract Amount		Kenya Shilling		
Quantity (Volume, number or rate of production, as applicable) performed under the contract per year or part of the year	Total quantity in the contract (i)	Percentage participation (ii)	Actual Quantity Performed (i) x (ii)	
Year 1				
Year 2				
Year 3				
Year 4				
Procuring Entity's Name:				
Address: Telephone/fax number E-mail:				

If applicable

	Information
Description of the key activities in accordance with Sub-Factor 4.2(b) of Section III:	

2. Activity No. Two

3.

5. OTHER FORMS

6. FORM OF TENDER

INSTRUCTIONS TO TENDERERS

- i) *The Tenderer must prepare this Form of Tender on stationery with its letterhead clearly showing the Tenderer's complete name and business address.*
- ii) *All italicized text is to help Tenderer in preparing this form.*
- iii) *Tenderer must complete and sign CERTIFICATE OF INDEPENDENT TENDER DETERMINATION and the SELF DECLARATION OF THE TENDERER attached to this Form of Tender.*
- iv) *The Form of Tender shall include the following Forms duly completed and signed by the Tenderer.*
 - *Tenderer's Eligibility- Confidential Business Questionnaire*
 - *Certificate of Independent Tender Determination*
 - *Self-Declaration of the Tenderer*

Date of this Tender submission: *[insert date (as day, month and year) of Tender submission]* **Request for Tender No.:** *[insert identification]* **Name and description of Tender** *[Insert as per ITT)* **Alternative No.:** *[insert identification No if this is a Tender for an alternative]*

To: *[insert complete name of Procuring Entity]*

Dear Sirs,

1. In accordance with the Conditions of Contract, Specifications, Drawings and Bills of Quantities for the execution of the above named Works, we, the undersigned offer to construct and complete the Works and remedy any defects therein for the sum of Kenya Shillings *[[Amount in figures]* _____ Kenya Shillings *[amount in words]* _____

The above amount includes foreign currency amount (s) of *[state figure or a percentage and currency]* *[figures]* _____ *[words]* _____
 2. We undertake, if our tender is accepted, to commence the Works as soon as is reasonably possible after the receipt of the Architect notice to commence, and to complete the whole of the Works comprised in the Contract within the time stated in the Special Conditions of Contract.
 3. We agree to adhere by this tender until _____ *[Insert date]*, and it shall remain binding upon us and may be accepted at any time before that date.
 4. We understand that you are not bound to accept the lowest or any tender you may receive.
 5. We, the under signed, further declare that:
 - i) No reservations: We have examined and have no reservations to the tender document, including Addenda issued in accordance with ITT 28;
-
- a** *This sum should be carried forward from the Summary of the Bills of Quantities.*
- a** *The percentage quoted above should not include provisional sums, and not more than two foreign currencies are allowed.*
- ii) Eligibility: We meet the eligibility requirements and have no conflict of interest in accordance with ITT 3 and 4;
 - iii) Tender – Securing Declaration: We have not been suspended nor declared ineligible by the Procuring Entity based on execution of a Tender-Securing or Proposal-Securing Declaration in the Procuring Entity's Country in accordance with ITT 19.8;

- iv) Conformity: We offer to execute in conformity with the tendering documents and in accordance with the implementation and completion specified in the construction schedule, the following Works: *[insert a brief description of the Works]*;
- v) Tender Price: The total price of our Tender, excluding any discounts offered in item 1 above is: *[Insert one of the options below as appropriate]*
- vi) Option 1, in case of one lot: Total price is: *[insert the total price of the Tender in words and figures, indicating the various amounts and the respective currencies]*; or
- Option 2, in case of multiple lots:
- (a) Total price of each lot *[insert the total price of each lot in words and figures, indicating the various amounts and the respective currencies]*; and
- (b) Total price of all lots (sum of all lots) *[insert the total price of all lots in words and figures, indicating the various amounts and the respective currencies]*;
- vii) Discounts: The discounts offered and the methodology for their application are:
- viii) The discounts offered are: *[Specify in detail each discount offered.]*
- ix) The exact method of calculations to determine the net price after application of discounts is shown below: *[Specify in detail the method that shall be used to apply the discounts]*;
- x) Tender Validity Period: Our Tender shall be valid for the period specified in TDS 18.1 (as amended, if applicable) from the date fixed for the Tender submission deadline specified in TDS 22.1 (as amended, if applicable), and it shall remain binding upon us and may be accepted at any time before the expiration of that period;
- xi) Performance Security: If our Tender is accepted, we commit to obtain a Performance Security in accordance with the Tendering document;
- xii) One Tender Per Tender: We are not submitting any other Tender(s) as an individual Tender, and we are not participating in any other Tender(s) as a Joint Venture member or as a sub-contractor, and meet the requirements of ITT 3.4, other than alternative Tenders submitted in accordance with ITT 13.3
- xiii) Suspension and Debarment: We, along with any of our subcontractors, suppliers, Engineer, manufacturers, or service providers for any part of the contract, are not subject to, and not controlled by any entity or individual that is subject to, a temporary suspension or a debarment imposed by the Public Procurement Regulatory Authority or any other entity of the Government of Kenya, or any international organization.
- xiv) State-owned enterprise or institution: *[select the appropriate option and delete the other]* *[We are not a state-owned enterprise or institution]*/ *[We are a state-owned enterprise or institution but meet the requirements of ITT 3.8]*;
- xv) Commissions, gratuities, fees: We have paid, or will pay the following commissions, gratuities, or fees with respect to the tender process or execution of the Contract: *[insert complete name of each Recipient, its full address, the reason for which each commission or gratuity was paid and the amount and currency of each such commission or gratuity]*.

Name of Recipient	Address	Reason	Amount

(If none has been paid or is to be paid, indicate "none.")

- xvi) Binding Contract: We understand that this Tender, together with your written acceptance thereof included in your Letter of Acceptance, shall constitute a binding contract between us, until a formal contract is prepared and executed;

- xvii) **Not Bound to Accept:** We understand that you are not bound to accept the lowest evaluated cost Tender, the Most Advantageous Tender or any other Tender that you may receive;
- xviii) **Fraud and Corruption:** We hereby certify that we have taken steps to ensure that no person acting for us or on our behalf engages in any type of Fraud and Corruption; and
- xix) **Collusive practices:** We hereby certify and confirm that the tender is genuine, non-collusive and made with the intention of accepting the contract if awarded. To this effect we have signed the “Certificate of Independent Tender Determination” attached below.
- xx) We undertake to adhere by the Code of Ethics for Persons Participating in Public Procurement and Asset Disposal, copy available from www.ppra.go.ke during the procurement process and the execution of any resulting contract.
- xxi) We, the Tenderer, have completed fully and signed the following Forms as part of our Tender:
- Tenderer’s Eligibility; Confidential Business Questionnaire – to establish we are not in any conflict of interest.
 - Certificate of Independent Tender Determination – to declare that we completed the tender without colluding with other tenderers.
 - Self-Declaration of the Tenderer – to declare that we will, if awarded a contract, not engage in any form of fraud and corruption.
 - Declaration and commitment to the Code of Ethics for Persons Participating in Public Procurement and Asset Disposal.

Further, we confirm that we have read and understood the full content and scope of fraud and corruption as informed in “**Appendix 1 – Fraud and Corruption**” attached to the Form of Tender.

Name of the Tenderer: *[insert complete name of person signing the Tender]

Name of the person duly authorized to sign the Tender on behalf of the Tenderer: **[insert complete name of person duly authorized to sign the Tender]

Title of the person signing the Tender: [insert complete title of the person signing the Tender]

Signature of the person named above: [insert signature of person whose name and capacity are shown above]

Date signed [insert date of signing] day of [insert month], [insert year]

Dated signed _____ day of _____, _____ Notes
* In the case of the Tender submitted by joint venture specify the name of the Joint Venture as Tenderer.
** Person signing the Tender shall have the power of attorney given by the Tenderer to be attached with the Tender.

A. **TENDERER'S ELIGIBILITY-CONFIDENTIAL BUSINESS QUESTIONNAIRE**

(a) **Instruction to Tenderer**

Tender is instructed to complete the particulars required in this Form, *one form for each entity if Tender is a JV*. Tenderer is further reminded that it is an offence to give false information on this Form.

(b) **Tenderer's details**

	ITEM	DESCRIPTION
1	Name of the Procuring Entity	
2	Reference Number of the Tender	
3	Date and Time of Tender Opening	
4	Name of the Tenderer	
5	Full Address and Contact Details of the Tenderer.	1. Country 2. City 3. Location 4. Building 5. Floor 6. Postal Address 7. Name and email of contact person.
6	Current Trade License Registration Number and Expiring date	
7	Name, country and full address (<i>postal and physical addresses, email, and telephone number</i>) of Registering Body/Agency	
8	Description of Nature of Business	
9	Maximum value of business which the Tenderer handles.	
10	State if Tenders Company is listed in stock exchange, give name and full address (<i>postal and physical addresses, email, and telephone number</i>) of state which stock exchange	

General and Specific Details

(c) **Sole Proprietor**, provide the following details.

Name in full _____ Age _____

Nationality _____ Country of Origin _____

(d) **Partnership**, provide the following details.

	Names of Partners	Nationality	Citizenship	% Shares owned
1				
2				
3				

(e) **Registered Company**, provide the following details.

i) Private or public Company _____

ii) State the nominal and issued capital of the Company _____

Nominal Kenya Shillings (Equivalent).....

Issued Kenya Shillings (Equivalent).....

iii) Give details of Directors as follows.

	Names of Director	Nationality	Citizenship	% Shares owned
1				
2				
3				

(f) DISCLOSURE OF INTEREST – Interest of the Firm in the Procuring Entity.

- i) Are there any person/persons in(*Name of Procuring Entity*) who has/have an interest or relationship in this firm? Yes/No.....

If yes, provide details as follows.

	Names of Person	Designation in the Procuring Entity	Interest or Relationship with Tenderer
1			
2			
3			

(g) Conflict of Interest Disclosure

	Type of Conflict	Disclosure YES OR NO	If YES provide details of the relationship with Tenderer
1	Tenderer is directly or indirectly controlling, is controlled by or is Under common control with another tenderer.		
2	Tenderer receives or has received any direct or indirect subsidy from Another tenderer.		
3	Tenderer has the same legal representative as another tenderer		
4	Tender has a relationship with another tenderer, directly or through common third parties, that puts it in a position to influence the tender of another tenderer, or influence the decisions of the Procuring Entity regarding this tendering process.		
5	Any of the Tenderer's affiliates participated as a consultant in the preparation of the design or technical specifications of the works that are the subject of the tender.		
6	Tenderer would be providing goods, works, non-consulting services or consulting services during implementation of the contract specified in this Tender Document.		
7	Tenderer has a close business or family relationship with a professional staff of the Procuring Entity who are directly or indirectly involved in the preparation of the Tender document or specifications of the Contract, and/or the Tender evaluation process of such contract.		
	Type of Conflict	Disclosure YES OR NO	If YES provide details of the relationship with Tenderer

8	Tenderer has a close business or family relationship with a professional staff of the Procuring Entity who would be involved in the implementation or supervision of the such Contract.		
9	Has the conflict stemming from such relationship stated in item 7 and 8 above been resolved in a manner acceptable to the Procuring Entity throughout the tendering process and execution of the Contract.		

(h) Certification

On behalf of the Tenderer, I certify that the information given above is complete, current and accurate as at the date of submission.

Full Name_____

Title or Designation _____

(Signature) _____

(Date) _____

B. CERTIFICATE OF INDEPENDENT TENDER DETERMINATION

I, the undersigned, in submitting the accompanying Letter of Tender to the _____
[Name] respectively:

I certify, on behalf of _____ [Name of Tenderer] that:

1. I have read and I understand the contents of this Certificate;
2. I understand that the Tender will be disqualified if this Certificate is found not to be true and complete in every respect;
3. I am the authorized representative of the Tenderer with authority to sign this Certificate, and to submit the Tender on behalf of the Tenderer;
4. For the purposes of this Certificate and the Tender, I understand that the word “competitor” shall include any individual or organization, other than the Tenderer, whether or not affiliated with the Tenderer, who:
 - a) Has been requested to submit a Tender in response to this request for tenders;
 - b) could potentially submit a tender in response to this request for tenders, based on their qualifications, abilities or experience;
5. The Tenderer discloses that [check one of the following, as applicable]:
 - a) The Tenderer has arrived at the Tender independently from, and without consultation, communication, agreement or arrangement with, any competitor;
 - b) The Tenderer has entered into consultations, communications, agreements or arrangements with one or more competitors regarding this request for tenders, and the Tenderer discloses, in the attached document(s), complete details thereof, including the names of the competitors and the nature of, and reasons for, such consultations, communications, agreements or arrangements;
6. In particular, without limiting the generality of paragraphs (5)(a) or (5)(b) above, there has been no consultation, communication, agreement or arrangement with any competitor regarding:
 - a) prices;
 - b) methods, factors or formulas used to calculate prices;
 - c) the intention or decision to submit, or not to submit, a tender; or
 - d) the submission of a tender which does not meet the specifications of the request for Tenders; except as specifically disclosed pursuant to paragraph (5)(b) above;
7. In addition, there has been no consultation, communication, agreement or arrangement with any competitor regarding the quality, quantity, specifications or delivery particulars of the works or services to which this request for tenders relates, except as specifically authorized by the procuring authority or as specifically disclosed pursuant to paragraph (5)(b) above;
8. The terms of the Tender have not been, and will not be, knowingly disclosed by the Tenderer, directly or indirectly, to any competitor, prior to the date and time of the official tender opening, or of the awarding of the Contract, whichever ever comes first, unless otherwise required by law or as specifically disclosed pursuant to paragraph (5)(b) above.

Name _____ Title _____ Date _____

[Name, title and signature of authorized agent of Tenderer and Date]

C. SELF- DECLARATION FORMS

FORM SD1

**SELF DECLARATION THAT THE PERSON/TENDERER IS NOT DEBARRED IN THE
MATTER OF THE PUBLIC PROCUREMENT AND ASSET DISPOSAL ACT 2015.**

I,, of Post Office Box being a resident
of..... in the Republic of.....do hereby make a statement as
follows: -

1. THAT I am the Company Secretary/ Chief Executive/Managing Director/Principal Officer/Direct or of
..... (*insert name of the Company*) who is a Bidder in respect of **Tender No.**
..... for (*insert tender title/description*) for(*insert
name of the Procuring entity*) and duly authorized and competent to make this statement.
2. THAT the aforesaid Bidder, its Directors and subcontractors have not been debarred from participating in
procurement proceeding under Part IV of the Act.
3. THAT what is deponed to here in above is true to the best of my knowledge, information and belief.

(Title)..... (Signature).....(Date).....

Bidder Official Stamp

FORM SD2

SELF DECLARATION THAT THE PERSON/TENDERER WILL NOT ENGAGE IN ANY CORRUPT OR FRAUDULENT PRACTICE.

I,of P.O. Box..... being a resident of
..... in the Republic ofdo hereby make a statement as follows: -

1. THAT I am the Chief Executive/Managing Director/Principal Officer/Director of
(insert name of the Company) who is a Bidder in respect of **Tender No** for
..... (*insert tender title/description*) for (*insert name of the Procuring entity*) and
duly authorized and competent to make this statement.
2. THAT theafore said Bidder, its servants and/oragents/subcontractorswillnotengageinanycorruptorfraudulent
practice and has not been requested to pay any inducement to any member of the Board, Management, Staff
and/or employees and/or agents of (*insert name of the Procuring entity*) which is the
procuring entity.
3. THAT the aforesaid Bidder, its servants and/or agents /subcontractors have not offered any inducement to any
member of the Board, Management, Staff and/or employees and/or agents of.....(*name
of the procuring entity*).
4. THAT the aforesaid Bidder will not engage /has not engaged in any corrosive practice with other bidders
participating in the subject tender
5. THAT what is deponed to here in above is true to the best of my knowledge information and belief.

(Title).....(Signature).....(Date).....

Bidder's Official Stamp

D. DECLARATION AND COMMITMENT TO THE CODE OF ETHICS

I (person) on behalf of (*Name of the Business/ Company/Firm*)

.....

..... declare that I have read and fully understood the contents of the Public Procurement & Asset Disposal Act, 2015, Regulations and the Code of Ethics for persons participating in Public Procurement and Asset Disposal and my responsibilities under the Code.

I do here by commit to abide by the provisions of the Code of Ethics for persons participating in Public Procurement and Asset Disposal.

Name of Authorized signatory.....

Sign.....

Position.....

Office address.....

Telephone.....

E-mail.....

Name of the Firm/Company.....

Date.....

(Company Seal/ Rubber Stamp where applicable)

Witness

Name.....

Sign.....

Date.....

APPENDIX 1 – FRAUD AND CORRUPTION

(Appendix 1 shall not be modified)

1. Purpose

- 1.1 The Government of Kenya's Anti-Corruption and Economic Crime laws and their sanction's policies and procedures, Public Procurement and Asset Disposal Act (*no. 33 of 2015*) and its Regulation, and any other Kenya's Acts or Regulations related to Fraud and Corruption, and similar offences, shall apply with respect to Public Procurement Processes and Contracts that are governed by the laws of Kenya.

2. Requirements

- 2.1 The Government of Kenya requires that all parties including Procuring Entities, Tenderers, (applicants/proposers), Consultants, Contractors and Suppliers; any Sub-contractors, Sub-consultants, Service providers or Suppliers; any Agents (whether declared or not); and any of their Personnel, involved and engaged in procurement under Kenya's Laws and Regulation, observe the highest standard of ethics during the procurement process, selection and contract execution of all contracts, and refrain from Fraud and Corruption and fully comply with Kenya's laws and Regulations as per paragraphs 1.1 above.

- 2.2 Kenya's public procurement and asset disposal act (*no. 33 of 2015*) under Section 66 describes rules to be followed and actions to be taken in dealing with Corrupt, Coercive, Obstructive, Collusive or Fraudulent practices, and Conflicts of Interest in procurement including consequences for offences committed. A few of the provisions noted below highlight Kenya's policy of no tolerance for such practices and behavior:

- 1) A person to whom this Act applies shall not be involved in any corrupt, coercive, obstructive, collusive or fraudulent practice; or conflicts of interest in any procurement or as set disposal proceeding;
- 2) A person referred to under subsection (1) who contravenes the provisions of that sub-section commits an offence;
- 3) Without limiting the generality of the subsection (1) and (2), the person shall be: -
 - a) disqualified from entering into a contract for a procurement or asset disposal proceeding; or
 - b) if a contract has already been entered into with the person, the contract shall be voidable;
- 4) The voiding of a contract by the procuring entity under subsection (7) does not limit any legal remedy the procuring entity may have;
- 5) An employee or agent of the procuring entity or a member of the Board or committee of the procuring entity who has a conflict of interest with respect to a procurement: -
 - a) Shall not take part in the procurement proceedings;
 - b) shall not, after a procurement contract has been entered in to, take part in any decision relating to the procurement or contract; and
 - c) shall not be a subcontract or for the tender to whom was awarded contract, or a member of the group of tenderers to whom the contract was awarded, but the subcontractor appointed shall meet all the requirements of this Act.
- 6) An employee, agent or member described in subsection (1) who refrains from doing anything prohibited under that subsection, but for that subsection, would have been within his or her duties shall disclose the conflict of interest to the procuring entity;
- 7) If a person contravenes subsection (1) with respect to a conflict of interest described in subsection (5)(a) and the contract is awarded to the person or his relative or to another person in whom one of them had a direct or indirect pecuniary interest, the contract shall be terminated and all costs incurred by the public entity shall be made good by the awarding officer. Etc.

3. In compliance with Kenya's laws, regulations and policies mentioned above, the Procuring Entity:

- a) Defines broadly, for the purposes of the above provisions, the terms 62rocedure below as follows:
 - i) "corrupt practice" is the offering, giving, receiving, or soliciting, directly or indirectly, of

- anything of value to influence improperly the actions of another party;
 - ii) “fraudulent practice” is any act or omission, including is representation, that knowingly or recklessly misleads, or attempts to mislead, a party to obtain financial or other benefit or to avoid an obligation;
 - iii) “collusive practice” is an arrangement between two or more parties designed to achieve an improper purpose, including to influence improperly the actions of another party; “coercive practice” is impairing or harming, or threatening to impair or harm, directly or indirectly, any party or the property of the party to influence improperly the actions of a party;
 - iv) “obstructive practice” is:
 - Deliberately destroying, falsifying, altering, or concealing of evidence material to the investigation or making false statements to investigators in order to materially impede investigation by Public Procurement Regulatory Authority (PPRA) or any other appropriate authority appointed by Government of Kenya into allegations of a corrupt, fraudulent, coercive, or collusive practice; and/or threatening, harassing, or intimidating any party to prevent it from disclosing its knowledge of matters relevant to the investigation or from pursuing the investigation; or
 - acts intended to materially impede the exercise of the PPRA’s or the appointed authority’s inspection and audit rights provided for under paragraph 2.3 e. below.
- b) Defines more specifically, in accordance with the above procurement Act provisions set forth for fraudulent and collusive practices as follows:

“fraudulent practice” includes a misrepresentation of fact in order to influence a procurement or disposal process or the exercise of a contract to the detriment of the procuring entity or the tenderer or the contractor, and includes collusive practices amongst tenderers prior to or after tender submission designed to establish tender prices at artificial non-competitive levels and to deprive the procuring entity of the benefits of free and open competition.
- c) Rejects a proposal for award¹ of a contract if PPRA determines that the firm or individual recommended for award, any of its personnel, or its agents, or its sub-consultants, sub-contractors, service providers, suppliers and/ or their employees, has, directly or indirectly, engaged in corrupt, fraudulent, collusive, coercive, or obstructive practices in competing for the contract in question;
- d) Pursuant to the Kenya’s above stated Acts and Regulations, may recommend to appropriate authority(ies) for sanctioning and debarment of a firm or individual, as applicable under the Acts and Regulations;
- e) Requires that a clause be included in Tender documents and Request for Proposal documents requiring (i) Tenderers (applicants/proposers), Consultants, Contractors, and Suppliers, and their Sub- contractors, Sub-consultants, Service providers, Suppliers, Agents personnel, permit the PPRA or any other appropriate authority appointed by Government of Kenya to inspect² all accounts, records and other documents relating to the procurement process, selection and/or contract execution, and to have them audited by auditors appointed by the PPRA or any other appropriate authority appointed by Government of Kenya; and
- f) Pursuant to Section 62 of the above Act, requires Applicants/Tenderers to submit along with their Applications/Tenders/Proposals a “Self-Declaration Form” as included in the procurement document declaring that they and all parties involved in the procurement process and contract execution have not engaged/will not engage in any corrupt or fraudulent practices.

¹For the avoidance of doubt, a party’s in eligibility to be awarded a contract shall proceed, without limitation, (i) applying for pre-qualification, expressing interest in a consultancy, and tendering, either directly or as a nominated sub-contractor, nominated consultant, nominated manufacturer or supplier, or nominated service provider, in respect of such contract, and (ii) entering into an addendum or amendment introducing a material modification to any existing contract.

^a Inspections in this context usually are investigative (i.e., forensic) in nature. They involve fact-finding activities undertaken by the Investigating Authority or persons appointed by the Procuring Entity to address specific matters related to investigations/audits, such as evaluating the veracity of an allegation of possible Fraud and Corruption, through the appropriate mechanisms. Such activity includes but is not limited to: accessing and examining a firm’s or individual’s financial records and information, and making copies thereof as relevant; accessing and examining any other documents, data and information (whether in hard copy or electronic format) deemed relevant for investigation/audit, and making copies thereof as relevant; interviewing staff and other relevant individuals; performing physical inspections and site visits; and obtaining third party verification of information.

7. FORM OF TENDER SECURITY-[Option 1–Demand Bank Guarantee]

Beneficiary:_____

Request for Tenders No: Date:_____

Guarantor: _____

1. We have been informed that _____ (here inafter called “the Applicant”) has submitted or will submit to the Beneficiary its Tender (here inafter called” the Tender”) for the execution of _____ under Request for Tenders No. _____ (“the ITT”).
2. Furthermore, we understand that, according to the Beneficiary’s conditions, Tenders must be supported by a Tender guarantee.
3. At the request of the Applicant, we, as Guarantor, hereby irrevocably undertake to pay the Beneficiary any sum or sums not exceeding in total an amount of _____ (_____) upon receipt by us of the Beneficiary’s complying demand, supported by the Beneficiary’s statement, whether in the demand itself or a separate signed document accompanying or identifying the demand, stating that either the Applicant:
 - (a) has withdrawn its Tender during the period of Tender validity set forth in the Applicant’s Letter of Tender (“the Tender Validity Period”), or any extension thereto provided by the Applicant; or
 - a) having been notified of the acceptance of its Tender by the Beneficiary during the Tender Validity Period or any extension there to provided by the Applicant, (i) has failed to execute the contract agreement, or (ii) has failed to furnish the Performance.
4. This guarantee will expire: (a) if the Applicant is the successful Tenderer, upon our receipt of copies of the contract agreement signed by the Applicant and the Performance Security and, or (b) if the Applicant is not the successful Tenderer, upon the earlier of (i) our receipt of a copy of the Beneficiary’s notification to the Applicant of the results of the Tendering process; or (ii) thirty days after the end of the Tender Validity Period.
5. Consequently, any demand for payment under this guarantee must be received by us at the office indicated above onor before that date.

[signature(s)]

Note: All italicized text is for use in preparing this form and shall be deleted from the final product.

FORMAT OF TENDER SECURITY [Option 2–Insurance Guarantee]

TENDER GUARANTEE No.: _____

1. Whereas [*Name of the tenderer*] (hereinafter called “the tenderer”) has submitted its tender dated [*Date of submission of tender*] for the [*Name and/or description of the tender*] (hereinafter called “the Tender”) for the execution of under Request for Tenders No. _____ (“the ITT”).
2. KNOW ALL PEOPLE by these presents that WE of [**Name of Insurance Company**] having our registered office at (hereinafter called “the Guarantor”), are bound unto [*Name of Procuring Entity*] (hereinafter called “the Procuring Entity”) in the sum of (Currency and guarantee amount) for which payment well and truly to be made to the said Procuring Entity, the Guarantor binds itself, its successors and assigns, jointly and severally, firmly by these presents.

Sealed with the Common Seal of the said Guarantor this ____ day of _____ 20__.

3. NOW, THEREFORE, THE CONDITION OF THIS OBLIGATION is such that if the Applicant:
 - a) has withdrawn its Tender during the period of Tender validity set forth in the Principal’s Letter of Tender (“the Tender Validity Period”), or any extension thereto provided by the principal; or
 - b) having been notified of the acceptance of its Tender by the Procuring Entity during the Tender Validity Period or any extension thereto provided by the principal; (i) failed to execute the Contract agreement; or (ii) has failed to furnish the Performance Security, in accordance with the Instructions to tenderers (“ITT”) of the Procuring Entity’s Tendering document.

Then the guarantee undertakes to immediately pay to the Procuring Entity up to the above amount upon receipt of the Procuring Entity’s first written demand, without the Procuring Entity having to substantiate its demand, provided that in its demand the Procuring Entity shall state that the demand arises from the occurrence of any of the above events, specifying which event(s) has occurred.

4. This guarantee will expire: (a) if the Applicant is the successful Tenderer, upon our receipt of copies of the contract agreement signed by the Applicant and the Performance Security and, or (b) if the Applicant is not the successful Tenderer, upon the earlier of (i) our receipt of a copy of the Beneficiary’s notification to the Applicant of the results of the Tendering process; or (ii) twenty-eight days after the end of the Tender Validity Period.
5. Consequently, any demand for payment under this guarantee must be received by us at the office indicated above on or before that date.

[Date]

[Witness]

[Signature of the Guarantor]

[Seal]

Note: All italicized text is for use in preparing this form and shall be deleted from the final product.

8. FORM OF TENDER – SECURING DECLARATION

[The Bidder shall complete this Form in accordance with the instructions indicated]

Date:*[insert date (as day, month and year) of Tender Submission]*

Tender No..... *[insert number of tendering processes]*

To:*[insert complete name of Purchaser]*

I/We, the undersigned, declare that:

1. I/We understand that, according to your conditions, bids must be supported by a Tender-Securing Declaration.
2. I/We accept that I/we will automatically be suspended from being eligible for tendering in any contract with the Purchaser for the period of time of [insert number of months or years] starting on [insert date], if we are in breach of our obligation(s) under the bid conditions, because we—(a) have withdrawn our tender during the period of tender validity specified by us in the Tendering Data Sheet; or (b) having been notified of the acceptance of our Bid by the Purchaser during the period of bid validity, (i) fail or refuse to execute the Contract, if required, or (ii) fail or refuse to furnish the Performance Security, in accordance with the instructions to tenders.
3. I/We understand that this Tender Securing Declaration shall expire if we are not the successful Tenderer(s), upon the earlier of:
 - a) Our receipt of a copy of your notification of the name of the successful Tenderer; or
 - b) thirty days after the expiration of our Tender.
4. I/We understand that if I am /we are/ in a Joint Venture, the Tender Securing Declaration must be in the name of the Joint Venture that submits the bid, and the Joint Venture has not been legally constituted at the time of bidding, the Tender Securing Declaration shall be in the names of all future partners as named in the letter of intent.

Signed..... Capacity/title (director or partner or sole proprietor, etc.)

Name Duly authorized to sign
the bid for and on behalf of: *[insert complete name of Tenderer]*

Dated on Day of,..... *[Insert date of signing]* Seal or stamp

Appendix to Tender

Schedule of Currency requirements

Summary of currencies of the Tender for _____ *[insert name of Section of the Works]*

<i>Name of currency</i>	<i>Amounts payable</i>
Local currency: _____	
Foreign currency #1: _____	
Foreign currency #2: _____	
Foreign currency #3: _____	
Provisional sums expressed in local currency	<i>[To be entered by the Procuring Entity]</i>

PART II – WORKS REQUIREMENTS

SECTION V – BILLS OF QUANTITIES

Notes and Sample Items for Preparing a Bill of Quantities

1. These Notes for Preparing a Bill of Quantities are intended only as information for the Procuring Entity or the person drafting the Tender Documents. Priced Bills of Quantities shall be part and parcel of the Contract Documents.
2. The objectives and purpose of the Bills of Quantities are to provide sufficient information on the specifications, descriptions and quantities of Works to be performed to enable tenders to be prepared efficiently and accurately and when a contract has been entered into, to provide a priced Bill of Quantities for use in the periodic valuation of Works executed. In order to attain these objectives, Works should be itemized in the Bill of Quantities in sufficient detail to distinguish between the different classes of Works, or between Works of the same nature carried out in different locations or in other circumstances which may give rise to different considerations of cost. Consistent with these requirements, the layout and content of the Bill of Quantities should be as simple and clear as possible.
3. The Bills of Quantities should be divided generally into the following sections:
 - a) Preambles
 - b) Preliminary items
 - c) Work Items
 - d) Day work Schedule; and
 - e) Provisional items
 - f) Summary.
4. NOTES TO PREPARING PREAMBLES
 - 4.1 The Preambles should include only those items that constitute the cost of the works but would not be priced separately as they are expected to be included in the unit prices. Care should be taken to ensure that these items are not a repetition of the conditions of contract. The Preambles should indicate the inclusiveness of the unit prices and should state the methods of measurement that have been adopted in the preparation of the Bill of Quantities, that are to be used for the measurement of any part of the Works. The units of measurement and abbreviations should be defined and any mandatory national units defined and described. The methods of and procedure for re-measurement should be described in the Preambles.
 - 4.2 Units of Measurement – The following units of measurement and abbreviations shall be used, unless other national units are mandatory in Kenya.

Unit	Abbreviation	Unit	Abbreviation
cubic meter	m ³ or cu m	millimetre	mm
hectare	ha	month	mon
hour	h	number	nr
kilogram	kg	square meter	m ² or sq m
lump sum	ls	square millimeter	mm ² or sq mm
meter	m	week	wk
metric ton	t		

43. The Bills of Quantities shall be read in conjunction with the Instructions to Tenders, General and Special Conditions of Contract, Technical Specifications, and Drawings.
44. The quantities given in the Bills of Quantities are estimated and partly provisional and are given to provide a common basis for tendering. The basis of payment will be the actual quantities of work ordered and carried out, as measured by the Contractor and verified by the Architect and valued at the rates and prices tendered in the priced Bills of Quantities, where applicable, and otherwise at such rates and prices as the Architect may fix within the terms of the Contract.
45. The rates and prices tendered in the priced Bills of Quantities shall, except in so far as it is otherwise provided under the Contract, include all Constructional Plant, labour, supervision, materials, erection, maintenance, insurance, profit, taxes, and duties, together with all general risks, liabilities, and obligations

set out or implied in the Contract.

- 4.6 Arateorprice shall be entered against each item in the priced Bill of Quantities, whether quantities are stated or not. The cost of Items against which the Contractor has failed to enter a rate or price shall be deemed to be covered by other rates and prices entered in the Bill of Quantities.
- 4.7 The whole cost of complying with the provisions of the Contract shall be included in the Items provided in the priced Bills of Quantities, and where no Items are provided, the cost shall be deemed to be distributed among the ratesand prices entered for the related Items of Work.
- 4.8 General directions and descriptions of work and materials are not necessarily repeated nor summarized in the Bills of Quantities. References to the relevant sections of the Contract documents shall be made before entering prices agains teach item in the priced Bills of Quantities.
- 4.9 Provisional Sums and contingency sums included and so designated in the Bills of Quantities shall be expended in whole or in part at the direction and discretion of the Architect in accordance with Sub-Clause13.5 and Clause 13.6 of the General Conditions of contract.
- 4.10 In preparing the Bills of Quantities, notes should be removed as they are intended to guide the person preparing the Tender Documents. The Contractor must allow in his rates for any costs associated with and complying with the requirements in the Preambles.
- 4.11 Should a tenderer/contractor not price any item in any section of the Bills of Quantities including Preliminary items, it will be assumed that he/she has spread its cost in other areas that he/she will have priced. Therefore, the itemor items will be executed without any additional costs or without being treated like variations.

5. NOTES ON PREPARING BILLS OF QUANTITIES

- 5.1 The Preliminary Items should be limited to tangible items that should be priced by the tenderer, are identifiable and can be priced separately and included in the interim valuations precisely. Such items may include such items as site office, notice boards, and other temporary works, otherwise items such as security for the Works which are primarily part of the Contractor's obligations should be included in the Contractor's rates.
- 5.2 The work items in the Bills of Quantities should be grouped into sections to distinguish between those parts of the Works which by nature, location, access, timing, or any other special characteristics may give rise to different methods of construction, or phasing of the Works, or considerations of cost. Such groups could be ground excavations, structures, external works, services, etc. General items common to all partsof the Works may be grouped as a separate section in the Bill of Quantities.
- 5.3 Quantities should be computed net from the Drawings, unless directed otherwise in the Contract, and no allowance should be made for bulking, shrinkage or waste. Quantitiesshouldberoundedupwhereappropriate.
- 5.4 Where the measured items a redeemed not to be exact because of the likelihood that the scope can change during the execution of the works, such items could be subject to re-measurement, the word "**provisional**" should be used to identify such cases. Where whole sections of the work items fall in this class, for example foundations, they should be labelled "Provisional Quantities" or "Provisional Items" so that the Tenderer/Contractor is advised up front that such items are subject to re-measurement to done before such work is cover-up.
- 5.5 All items that have not been measured and therefore not subject tot enders pricing should be listed in the Bills of Quantities as **Provisional Sums** for particular item or class of Work, which may be subject to a nominated subcontract or separate measurements at a later date during the execution of the works. For example, if it is deemed not possible to measure electrical works before going to tender because detail designs are not ready, a provisional sum can be allowed in the Bills of Quantities for "Installation of Electrical Works" to be executed later when actual design details are completed. To the extent not covered above, there should be in the Bills of Quantities a general provision for physical and financial contingencies made as a "Provisional Sum for Contingencies" and "Provisional Sum for Fluctuations".The inclusion of such provisional sums often facilitates budgetary approval by avoiding the need to requestperiodic supplementary approvals as the future need arises.
- 5.6 Provisional sums to cover specialized works normally carried out by Nominated Sub Contractors should be avoided and instead Bills of Quantities of the specialized Works should be included as a section of the main Bills of Quantities to be priced by the Main Contractor. The Main Contractor should be required to indicate the name(s) of the specialized firms he proposes to engage to carry out the specialized Works as his

approved domestic sub-contractors. Only provisional sums to cover specialized Works by statutory authorities should be included in the Bills of Quantities.

- 5.7 A Daywork Schedule should be included if the probability of unforeseen work, outside the items included in the Bill of Quantities, is relatively high. To facilitate checking by the Procuring Entity of the realism of rates quoted by the tenderers, the Daywork Schedule should normally comprise:
- i) A list of the various classes of labor, and materials for which basic.
 - ii) Daywork rates and prices for various categories of labor are to be inserted by the tenderer, together with a statement of the conditions under which the Contractor will be paid for Work executed on a Daywork basis.
 - iii) A percent to be entered by the tenderer against each basic Day work item.
 - iv) Subtotal amount for labor, materials and plant representing the Contractor's profit, overheads, supervision and other charges.
- 5.8 The Summary should contain a tabulation of the separate parts of the Bills of Quantities carried forward, with provisional sums for Daywork, Provisional sums and Contingencies, and provision for Total Costing. The last line should allow for tenderer to indicate any discounts before arriving at a total cost carried forward to the Form of Tender.

BILLS OF QUANTITIES

Preambles

1. The method of measurement of completed work for payment shall be in accordance with *CESMM 3 standards*
2. The Site is situated in Athi water works development Agency area of Jurisdiction, including Nairobi, Kiambu and Murang’a counties.

Any damage caused to the surfaces of access roads shall be made good at the Contractor’s expense. No claim for extras shall be considered on account of lack of knowledge in this respect.

3. The Contractor shall obtain the Architect’s approval on the siting of all temporary buildings, spoil heaps, temporary access path, and storage of materials. The Contractor shall also obtain the Architect approval and direction regarding the use of any materials found on the Site.
4. The drawings used in the preparation of these Bills of Quantities can be inspected at the offices of the Procuring Entity or Procuring Entity’s Representative during normal working hours. Two sets of the Working Drawings shall be provided to the contractor but additional copies shall be provided at a cost to be determined by the Engineer.
5. The Contractor shall allow for the payment of all bank charges in connection with the procurement of Bank Guarantees and stamp charges in connection with this contract Agreement.
6. The Contractor shall carry out the various sections of the Works in such an order as the Architect May direct. The Procuring Entity reserves the right to occupy the Works by sections on completion provided that such occupation is considered to be both practical and reasonable and will not interfere with the Works. The Contractor shall allow any costs associated with such occupation.
7. The main Contractor will be fully responsible for paying his Sub-Contractor but the Procuring Entity reserves the right in very exceptional circumstances to make such payments direct in the interests of the project where the completion thereof might be jeopardized by any dispute or vicariousness between the Contractor and the Sub- Contractor involve.
8. The Contractor shall complete and deliver the Works in the period inserted in the Form of Tender as his time for completion of the Works from the date for Possession, to be agreed with the Engineer. The Contract Period is presumed to have been calculated making due allowance for seasonal inclement weather conditions. No claim for extension of time due to the normal inclement weather for this area shall be entertained.
9. The Contractor shall, upon receiving instructions to proceed with the Works, draw up a Programme and Progress Chart setting out the order in which the Works are to be carried out, with the appropriate dates thereof. This Chart shall be agreed with the Architect and no deviation from the order set out in it will be permitted without the written consent of the Engineer. The Contractor will be responsible for arranging the above programme with all his sub-Contractors and Specialties. The Contractor shall allow in his rates for carrying out this exercise, and for updating it as required.
10. The Contractor shall submit to the Architect on the first day of each week or such longer period

as the Architect from time to time direct, a Progress Report and any information for the proceeding period, showing the progress during the period and the up-to-date cumulative progression all important items of each section or portion of the Works.

11. The Contractor shall arrange for photographs of the Site to be taken by a professional photographer approved by the Engineer. The Photographs shall provide a record of the Site and adjacent areas as prior to the commencement of the Works and shall cover such portion of the works in progress and completion as the Architect shall direct. All prints shall be full plate size, unmounted, and marked on the reverse side with the date of exposure, identification reference and brief description. The copyright of all photographs shall be vested in the Procuring Entity. The negatives and four prints from each negative shall be delivered to the Architect within two weeks of exposure.
12. Figured dimensions are to be followed in preference to dimensions scaled from the Drawings, but whenever possible dimensions are to be taken on the Site or from the buildings. Before any work is commenced by Sub-Contractors or Specialist Firms, dimensions must be checked on the site comparable dimensions shown on the drawings. The Contractor shall be responsible for the accuracy of such dimensions.
13. Prior to commencement of any work the Contractor is to ascertain from the relevant Authorities the exact position, depth and level of all existing electric cables, waterpipes or other services in the area and he shall make whatever provisions may be required by the Authorities concerned for the support and protection of such services. Any damage or disturbance caused to any services shall be reported immediately to the Architect and the relevant Authority and shall be made good to their satisfaction at the Contractor's expense. Where appropriate the Contractor shall open up the ground in advance of the main work by hand digging, if necessary, to locate precisely the position and details of the services which are likely to affect his operations.
14. The Contractor shall include in his prices for the transport of materials, workmen, etc./, to and from the site of the proposed works, at such hours and by such route as are permitted by the Authorities.
15. The Contractor will be required to make good, at his own expense and damage he may cause to the present road surface and pavements within or beyond the boundary of the Site, during the period of the works. All existing paths, storm water channels, etc., that may be destroyed or damaged during the progress of the Works shall be reinstated by the Contractor to the satisfaction of the Engineer.
16. The Contractor is to allow for complying with all instructions and regulations of the Police Authorities.
17. All water shall be fresh, clean and pure, free from earthly, vegetable or organic matter, acid or alkaline substance in solution. The Contractor shall provide at his own risk and cost all water for use in connection with the Works, (including works of sub-contractors). If need be, he shall make arrangements with the Local Water Authority for the installation of a separate meter for all water used by him throughout the Contract and pay all cost and fees in connection therewith. He shall also provide temporary storage tanks and tubing, etc., as may be necessary, and clear away at completion.
18. The Contractor shall provide all artificial lighting and power for his own use on the Works, (including Sub – Contractor's) including all temporary connections, wiring, fittings, etc., and clearing away on completion. The Contractor shall pay all fees and obtain all permits in

connection there with.

19. The Contractor shall constantly keep on the Works a Literate English-speaking Agent or Representative, competent and experienced in the kind of work involved, who shall give his whole time to the superintendence of the works. (Including works of sub – contractors). Such Agent or Representative shall receive on behalf of the Contractor directions and instruction from the Engineer, and such directions and instructions shall be deemed to be given to the contractor in accordance with the Conditions of Contract. The Agent shall not be replaced without the specific approval of the Engineer.
20. The Contractor shall ensure that the safety of his work people and all authorized visitors to the site are protected at all times. In particular, there shall be the proper provision of guard-rails to scaffolding, protection against falling materials, tools on site, dust, nail and other sharp objects. The site shall be kept tidy and clear of dangerous rubbish. The Architect shall be empowered to suspend work on site should it be considered this condition is not being observed and no claim arising from such suspension will be allowed.
21. The areas as available to the Contractor for workyards, offices and other facilities shall be directed by the Architect and any existing features to remain shall be protected from damage throughout the Contract Period and handed back in good condition when they are vacated at the end of the Contract. If additional areas are required, the contractor shall source them at own cost.
22. The Contractor shall give the Architect reasonable notice of the intention to set out or take levels for any part of the Works so that arrangements may be made for checking the work. The accuracy of setting out and leveling shall be within the tolerances specified in the Specifications or on the Drawings. The checking of setting out or leveling by the Architect shall not relieve the Contractor of his duties or responsibilities under the Contract.
23. The Contractor must take steps necessary to safeguard and shall be held fully responsible for any damage caused to existing and adjacent property, including buildings that are not a subject of demolition. He shall make good at his own cost damage to persons and property caused there on, and he shall indemnify the Procuring Entity against any loss or claim that may arise.
24. The Contractor shall take such steps and exercise such care and diligence as to minimize nuisance arising from dust, noise or any other cause to the occupiers of the existing and adjacent property. He must provide such temporary and special screens and tarpaulins or gummy bags, hoarding, barriers, warning signs etc. as he considers necessary and sufficient for the protection of the existing and adjacent property and or prevention of nuisance etc. as directed by Engineer.
25. The Contractor's attention is drawn to the standards levy order which was amended on 15th October 1998. Legal notice No. 154 of 1998. The Contractor is required to pay a monthly level of 0.2% of his factory price of construction works with effect from January 1999. Tenderer shall allow for this in the build-up of his rates.
26. The Contractor shall provide temporary sheds, offices, messrooms, sanitary, accommodation and other temporary buildings for the use of the contractor and sub-contractors, including lighting, furniture, equipment and attendance.
27. Contractor shall provide/build labor camp sites to be agreed with the Engineer. Labor camps shall be complete with sanitary accommodation and fencing gates.

28. The Contractor must provide the necessary toilet facilities to the requirement and satisfaction of the Health Authorities and maintain the same in a thoroughly clean and sanitary condition and pay all conservancy fees during the period of the Works and remove when no longer required.
29. The Contractor shall provide at his own risk and cost all watching and lighting as necessary to safeguard the Works, Plant and materials against damage and theft.
30. The Contractor shall provide all necessary hoists, tackle, plant, equipment, vehicles, tools and appliances of every description for the due and satisfactory completion of the Works and shall remove the same on completion. All such plant, tools and equipment shall comply with all regulations in force throughout the period of the Contract and shall be altered or adopted during the Contract period as may be necessary to comply with any amendments in or additions to such regulations.
31. Provide, erect and maintain all necessary scaffolding, sufficiently strong and efficient for the due performance of the works, including Sub-Contract Works, provide special scaffolding as required by Sub-Contractors, alter and adopt all scaffolding as and when required during the Works, and remove on completion. No scaffolding is measured here in after and the Contractor must allow in his rates for this.
32. The Contractor shall take all necessary precautions such as procedure encing, hoarding fans, planked footways, guard-rails gantries screen, etc., for the safe custody of the Works, materials and public protection and adjacent properties.
33. Cover up all and protect from damage, including damage from inclement weather, all finished work and unfixed materials, including that of Sub-Contractors, etc., to the satisfaction of the Architect until the completion of the Contract.
34. The Contractor shall, after completion of the works, at his own expense, remove and clear away all surplus excavated demolition materials, plant, rubbish and unused materials and shall leave the whole of the Site and Works in a clean and tidy state to the satisfaction of the Engineer, sheds, camps, etc. Particular care shall be taken to leave clean all floors and windows and to move all paint and cement all rubbish and dirt as it accumulates. The Contractor is to find his own dump and shall pay all charges in connection therewith.
35. Concrete test cubes shall be prepared in a set of three, as described including testing fees, labor and materials, making molds, transport, handling, etc. Allow in your rates for making at least four cubes on each occasion, from different batches; the concrete being taken from the point of deposit.
36. The Contractors shall furnish at the earliest possible opportunity before work commences, and at his own cost, any samples of materials and workmanship that may be called for by the Architect for the approval or rejection, and any further samples in the case of rejection, until such samples are approved by the Engineer. Such samples, when approved, shall be the minimum standard for the work to which they apply. The procedure for submitting samples of materials for testing or approval and the method of marking for identification shall be as laid down by the Engineer. The Contractor shall allow in his Tender for such samples and tests, including those in connection with his Sub-Contractors work.
37. The Contractors attention is drawn to the Finance Bill of the year 2000/2001 on withholding tax on contractual payment section 35(7)(i)(ii) which became effective on 1st July 2000. A 3% withholding tax will be applicable to all interim payments exceeding Kshs for work done

in respect of building or civil works.

The contractor shall allow for any costs arising resulting there from in the build-up of rates.

38. Blasting will only be allowed with the express permission of the Architect in writing. All blasting operations shall be carried out at the Contractor's sole risk and cost, in accordance with any Government regulations in force for the time being, and any special regulations laid down by the Architect governing the use and storage of explosives.
39. The National Construction Authority is a state corporation established under the national construction authority Act No.14 of 2011. The broad Mandate of the Authority is to over see the construction industry and coordinate its development. The National Construction Authority Regulations 2014 with an effective date of 6th June 2014, regulation 25, - Allow 0.5% of the tender sum/contract sum for construction levy.
40. The Contractor attention is drawn to Finance Bill of 1993 where VAT was introduced in all contracts for construction services. The tenderer is also drawn to VAT Act Cap 476 clause 19(9). The tenderer must allow for VAT 1.19 as instructed else where.
41. The contractor shall allow and pay for all insurance to cover risks and indemnities required Items 17 and 18 of the Conditions of contract and also specified in the Special Conditions of Contract.

CONSTRUCTION WORKS FOR THE AUGMENTATION OF ATHI WATER SUPPLY PROJECTS IN 2 LOTS: LOT 2 - AUGMENTATION OF MURANG'A COMMUNITY WATER SUPPLY PROJECT CONTRACT NUMBER: AWWDA/GOK/M/W-03/2023-LOT 2		
Bill No.	Description	Amount (KShs)
1	Preliminary and General Items	
2	Augmentation of Kahuti-Gatanga Water Pipelines	
3	Construction of 2No. 50m3, 1No. 100m3 BPTs and 1No. Intake Weir	
4	Equipping, Solarization and Construction of Steel Elevated Tanks	
5	Kandara Bulk System	
6	Fencing Works	
	SUB TOTAL - 1	
	Add 5% Contingency	
	SUB TOTAL - 2	
	Add 16% VAT	
TOTAL CARRIED TO GRAND SUMMARY		

CONSTRUCTION WORKS FOR THE AUGMENTATION OF ATHI WATER SUPPLY PROJECTS IN 2 LOTS: LOT 2 - AUGMENTATION OF MURANG'A COMMUNITY WATER SUPPLY PROJECT CONTRACT NUMBER: AWWDA/GOK/M/W-03/2023-LOT 2					
BILL NO. 1 - PRELIMINARY AND GENERAL ITEMS					
ITEM	DESCRIPTION	UNIT	QUANTITY	RATE (KShs.)	AMOUNT (KShs.)
A	<u>CLASS A: GENERAL ITEMS</u>				
A1	<u>Contractual requirements</u>				
A110	Performance security.	LS	1		
A120	Contractors all risks Insurance	LS	1		
A130	Third Party Insurance.	LS	1		
	<u>Specified requirements</u>				
	<u>Accommodation for the Engineers Staff</u>				
A211	Allow for Engineer's site office.Rate to include for cost of preparation of lease agreement ,contractor's Overheads and profit.	month	12		
A223	2No Rental and fully furnished Residential Housing for Resident Engineer and Assistant Resident Engineer to the satisfaction of the Resident Engineer..	month	12		
	<u>Services for use by Engineer's Staff</u>				
A222-1	Allow a provisional sum for the provision and maintenance of internet services in the Resident Engineers office for the duration of the contract.	month	12		
A42.1	Contractor's Overheads and Profit for item A222-1 above.	%			
	<u>Equipment for use by Engineer's Staff</u>				
A243.1	Allow for monthly maintenance of Engineer's office and equipment (printers, cameras, etc.) for use by the Engineer's staff	month	12		
A243.2	Maintenance of surveying equipment	month	12		
A243.3	Contractor's Overheads and Profit for item A243-1 and A243.2 above.	%			
	<u>Attendance Upon Engineer's Staff</u>				
A251	Drivers, 1 No	month	12		
A252.1	Leveller, 1No	month	12		
	<u>Signboards</u>				
A42	Provide, fix and maintain sign boards at the Site of work as directed by the Resident Engineer and inclusive of removal after completion of maintenance period. Location as directed on site	nr	2		
Total C/F to Collection Page					

BILL NO. 1 - PRELIMINARY AND GENERAL ITEMS					
ITEM	DESCRIPTION	UNIT	QUANTITY	RATE (KShs.)	AMOUNT (KShs.)
Total B/F from Previous Page					
	<u>Method Related Charaes</u>				
A32	Establishment of the Contractor's Camp, Offices, Storate Yard and other facilities including mobilization, demobilization and removal on completion. Include for all equipment, temporary measures, machines, tools, materials, facilities for works, water and electricity supply etc. for execution of the Works for the entire Contract Period.	Sum	1		-
	<u>Other Provisional Sums</u>				
A325	Allow Provisional Sum of Kshs 2,000,000.00 to cover the costs of Hydrogeological Survey, Environmental Impact Assessment, preparation and submission of survey and EIA reports, application of authorization to drill and abstraction permits from Water Resources Authority and EIA permits from NEMA including payments for road crossing application fees to be expended as directed by the Project Manger	PS	1		2,000,000.00
A326	Allow for provisional sum to maintain, fuel, lubricate and servicing of transport vehicles assigned to the project for the contract period (rate to also include the driver's costs)	PS	1	2,000,000.00	2,000,000.00
A27.1	Provision sum for fees requested by various authorities and agencies including road authorities, service providers, etc	PS	1	1,500,000.00	1,500,000.00
A42.2	Allow for Provisional Sum of Kshs.1,000,000 to cover supervision costs of Engineers assigned on the project from the Employer's head office to cover expenses for communications, transport, allowances, etc to be expended as directed by the Project Manager.	PS	1	1,000,000.00	1,000,000.00
Total C/F to Summary Page					

<p align="center">CONSTRUCTION WORKS FOR THE AUGMENTATION OF ATHI WATER SUPPLY PROJECTS IN 2 LOTS: LOT 2 - AUGMENTATION OF MURANG'A COMMUNITY WATER SUPPLY PROJECT CONTRACT NUMBER: AWWDA/GOK/M/W-03/2023-LOT 2</p>					
Bill No. 2: MURANG'A LAST MILE CONNECTIVITY					
ITEM	DESCRIPTION	UNIT	QUANTITY	RATE (KShs.)	AMOUNT (KShs.)
	<p>The proposed works are to be carried out in Murang'a County. Specific conditions in execution of these works are deemed to be included in the Contractor's Rates. The Contractor will be required to submit Method Statement for execution of works under special conditions for approval prior to execution of the works. These include, but are not limited to the following;</p> <p>i) No blasting will be permitted</p> <p>ii) The contractor to maintain uninterrupted continuity of Water Supply in existing Mains</p> <p>iii) Pedestrians and Vehicular access to individual Shops/ Plots, Houses, etc. to be maintained at all times. Where necessary, alternative temporary access to be provided</p> <p>iv) Safety hoarding, lighting, bands, warning signs, etc. to be maintained at all times.</p> <p>v) Immediate Reinstatement of access roads and Stabilization of Slopes upon laying of the Pipeline.</p>				
	<p>The Contractor shall carry out pilot excavations along the pipeline routes to establish locations and alignment of existing visible and buried services, if any, prior to actual trench excavation, all in close liaison with service providers. It shall be deemed that any costs arising from damages and any other interruptions of such services are included in the Contractor's Rates. Any claims thereof SHALL NOT be paid and damages caused on the same as a result of execution of the works shall be the Contractor's liability. These will be duly repaired at the Contractor's cost.</p>				
A	GENERAL ITEMS				
	<i>High Density Polyethylene Pipe manufactured under ISO 4427 standards using virgin PE100 material (Smooth Wall). Fully printed with Technical details and date of manufacture</i>				
	Specified Requirements				
A2	Testing of works				
A261	Pipeline testing and commissioning for the whole work on this line, including all necessary equipment, materials and works necessary for testing, such as thrust blocks, anchor blocks, transportation and use of water, pipe fittings, disposal of used water. Pipe bore n.e 315mm	m	100		
A262	Disinfection of Pipe lines: flushing with clear water, filling with water containing 0.05 g/l calcium hypochlorite, left for 24 hours. This includes supply of all necessary equipment, materials, chemicals and water, measurement of residual chlorine, all as specified. Pipe bore n.e 315mm	m	100		
A290	Set out and prepare construction drawings for all the pipelines under the Contract	item	1		
D	DEMOLITION AND SITE CLEARANCE				
D1	General clearance				
D162	Clearance of Dense bush and thicket. Width n.e 2m Locally disposed.	ha	0.02		
D2	REMOVAL OF TREES AND STUMPS				
D212	Trees of girth: 500 mm - 1 m., locally disposed.	nr	4		
D272	Stumps of diameter: 500 mm - 1m., locally disposed.	nr	8		
D282	Stumps of diameter: exc. 1 m., but not 3 m locally disposed.	nr	6		
I	PIPEWORK - PIPES				
	Supply and Transport to site. Transport from site store, lay and joint pipes in trench, include for excavation, preparation of surfaces, disposal of excavated material, shoring sides of excavation and backfilling. Note:- Trench width and minimum cover to pipes is as per the Specification. The cost shall include for strutting, shuttering, stabilizing the earth faces of trenches and keeping the trenches free of water from whatever source by pumping or other means and cost of use of selected soil from the excavated material for compaction in bed and surround to backfilling of trenches, all as specified.				
Total C/F to Collection Page					

Bill No. 2: MURANG'A LAST MILE CONNECTIVITY					
ITEM	DESCRIPTION	UNIT	QUANTITY	RATE (KShs.)	AMOUNT (KShs.)
	Heavy Duty Galvernized Iron Pipes				
I.18.1	100mm dia.	m	200		
	HDPE pipes PN16				
I.18.2	160mm dia.	m	3,000		
I.18.3	110mm dia.	m	1,500		
I.18.4	90mm dia.	m	1,500		
I.18.5	63mm dia.	m	2,000		
I.18.6	50mm dia.	m	2,000		
I.18.7	32mm dia.	m	2,000		
	HDPE pipes PN12.5				
I.18.8	225mm dia.	m	1,000		
I.18.9	160mm dia.	m	5,000		
I.18.10	110mm dia.	m	1,500		
I.18.11	90mm dia.	m	1,500		
I.18.12	63mm dia.	m	2,000		
I.18.13	50mm dia.	m	2,500		
I.18.14	32mm dia.	m	2,500		
	HDPE pipes PN10				
I.18.15	315mm dia.	m	500		
I.18.16	280mm dia.	m	1,000		
I.18.17	160mm dia.	m	2,000		
I.18.18	110mm dia.	m	1,000		
I.18.19	90mm dia.	m	1,500		
I.18.20	63mm dia.	m	1,500		
	HDPE pipes PN16				
I.18.21	63mm dia.	m	1,000		
I.18.22	50mm dia.	m	1,000		
I.18.23	32mm dia.	m	3,000		
	HDPE pipes PN16				
I.18.24	63mm dia.	m	1,000		
I.18.25	50mm dia.	m	2,500		
I.18.26	32mm dia.	m	2,500		
	HDPE pipes PN16				
I.18.27	63mm dia.	m	2,500		
I.18.28	50mm dia.	m	2,500		
I.18.29	32mm dia.	m	3,000		
	HDPE pipes PN16				
I.18.30	200mm dia.	m	9,000		
	HDPE pipes PN12.5				
I.18.31	280mm dia.	m	800		
I.18.32	200mm dia.	m	500		
I.18.33	160mm dia.	m	1,000		
	HDPE pipes PN16				
I.18.30	63mm dia.	m	10,000		
J	PIPE WORK FITTINGS & VALVES (Supply and Install)				
J3	Saddle Clamp				
J311.1	160mm x 50mm HDPE	nr	20		
J311.2	110mm x 50mm HDPE	nr	18		
J311.3	90mm x 50mm HDPE	nr	20		
J311.4	63mm x 50mm HDPE	nr	15		
J311.5	160mm x 40mm HDPE	nr	18		
J311.6	110mm x 40mm HDPE	nr	18		
J311.7	90mm x 40mm HDPE	nr	20		
J311.8	63mm x 40mm HDPE	nr	20		
J4	Couplings				
J411.1	63mm dia	nr	500		
J411.2	50mm dia	nr	500		
J411.3	32mm dia	nr	500		
Total C/F to Collection Page					

Bill No. 2: MURANG'A LAST MILE CONNECTIVITY					
ITEM	DESCRIPTION	UNIT	QUANTITY	RATE (KShs.)	AMOUNT (KShs.)
J5	Tee				
J511.1	225mm x 160mm	nr	3		
J511.2	160mm x 90mm	nr	37		
J511.3	110mm x 63mm	nr	40		
J511.4	90mm x 63mm	nr	14		
J511.6	63mm x 50mm	nr	6		
J511.7	63mm x 32mm	nr	1		
J6	Reducing Bush				
J611.0	280mm x 200mm	nr	1		
J611.1	225mm x 160mm	nr	5		
J611.2	160mm x 90mm	nr	37		
J611.3	110mm x 63mm	nr	40		
J611.4	90mm x 63mm	nr	14		
J611.5	63mm x 50mm	nr	6		
J611.4	63mm x 32mm	nr	1		
J7	Adaptor				
J711.0	280mm dia.	nr	2		
J711.1	225mm dia.	nr	4		
J711.2	160mm dia.	nr	5		
J711.3	90mm dia.	nr	12		
J711.4	63mm dia.	nr	30		
J711.5	50mm dia.	nr	30		
J711.6	32mm dia.	nr	30		
J8	Sluice Valves				
J8.1	225mm dia. Flanged Sluice Valve	nr	1		
J8.2	160mm dia. Flanged Sluice Valve	nr	10		
J8.3	90mm dia. Flanged Sluice Valve	nr	50		
J8.4	63mm dia. Flanged Sluice Valve	nr	50		
J8.5	50mm dia. Flanged Sluice Valve	nr	50		
J8.6	32mm dia. Flanged Sluice Valve	nr	100		
J9	Double Air - Valves				
J9.1	315mm dia. Double Flanged	nr	1		
J9.2	280mm dia. Double Flanged	nr	1		
J9.3	250mm dia. Double Flanged	nr	2		
J9.4	225mm dia. Double Flanged	nr	3		
J9.5	160mm dia. Double Flanged	nr	3		
J10	Single Air - Valves				
J10.1	160mm dia. Double Flanged	nr	12		
J10.2	110mm dia. Double Flanged	nr	15		
J10.3	90mm dia. Double Flanged	nr	13		
J10.4	63mm dia. Double Flanged	nr	13		
J10.5	50mm dia. Double Flanged	nr	11		
J11	End Cap				
J11.1	110mm dia. End Cap	nr	10		
J11.2	90mm dia. End Cap	nr	10		
J11.3	63mm dia. End Cap	nr	15		
J11.4	50mm dia. End Cap	nr	15		
J11.5	32mm dia. End Cap	nr	20		
J12	Gate Valves				
J12.1	Gate Valve 110mm dia	nr	11		
J12.2	Gate Valve 90mm dia	nr	13		
J12.3	Gate Valve 63mm dia	nr	15		
J12.4	Gate Valve 50mm dia	nr	18		
J12.5	Gate Valve 32mm dia	nr	32		
L	PIPEWORK - SUPPORTS AND PROTECTION, ANCILLARIES TO LAYING AND EXCAVATION				
	Chambers				
	Sluice valve chambers, size 1200 x 1000 mm with lockable cover				
L.1	internal dimensions , depth n.e 2m.	nr	60		
L.2	Air valve chambers, size 1200 x 1000 mm with lockable cover	nr	40		
	internal dimensions , depth n.e 2m.				
L	Concrete Support, Thrust and Anchor Blocks				
Total C/F to Collection Page					

Bill No. 2: MURANG'A LAST MILE CONNECTIVITY					
ITEM	DESCRIPTION	UNIT	QUANTITY	RATE (KShs.)	AMOUNT (KShs.)
L111	Extra for excavation of trenches in rock n.e 2m	m3	600		
L711	Provide and place mass concrete (1:3:6) for anchor blocks in bends etc as per the specification. Rate to include excavation and necessary formwork (Provisional)	M3	40		
	Marker posts				
	Supply and erect pre cast concrete marker posts for the following				
K821	Gate valves	nr	60		
K822	Air Valves	nr	40		
K825	Pipeline	nr	1		
Total C/F to Summary Page					

**CONSTRUCTION WORKS FOR THE AUGMENTATION OF ATHI WATER SUPPLY PROJECTS IN 2 LOTS:
LOT 2 - AUGMENTATION OF MURANG'A COMMUNITY WATER SUPPLY PROJECT
CONTRACT NUMBER: AWWDA/GOK/M/W-03/2023-LOT 2**

BILL NO. 3 COLLECTION PAGE

[illegible]

CONSTRUCTION WORKS FOR THE AUGMENTATION OF ATHI WATER SUPPLY PROJECTS IN 2 LOTS:
LOT 2 - AUGMENTATION OF MURANG'A COMMUNITY WATER SUPPLY PROJECT
CONTRACT NUMBER: AWWDA/GOK/M/W-03/2023-LOT 2

Bill No. 3A: 50M3 BREAK PRESSURE TANK					
ITEM	DESCRIPTION	UNIT	QUANTITY	RATE (KShs.)	AMOUNT (KShs.)
D	DEMOLITION AND SITE CLEARANCE				
D1	General clearance				
D162	Dense bush and thicket Locally disposed.	ha	0.04		
E	EARTHWORKS				
	<u>Excavations for Foundations</u>				
	Excavations shall include for strutting, Shuttering, stabilizing excavated surfaces and keeping excavations free of water bailing out, pumping or other means				
E311	Topsoil, depth n.e 0.25m	m ³	8		
E324	Material other than topsoil or rock depth 0.25-2 m	m ³	10		
E325.2	Extra to excavation in Rock	m ³	10		
E6	FILLING AND COMPACTION				
E614	Hardcore Using excavated Class I material.	m ³	8.00		
F	IN-SITU CONCRETE				
F2	DESIGNED MIX FOR ORDINARY STRUCTURAL CONCRETE FOR CLASS B EXPOSURE USING ORDINARY PORTLAND CEMENT				
	Provide Concrete Grade: 15				
F233	20 mm aggregate	m ³	5.00		
	Provide Concrete Grade: 30				
F263	20mm aggregate	m ³	20.00		
F6	PLACE MASS CONCRETE				
	Place Mass Concrete Blinding				
F611	Thickness 50 - 100 mm	m ³	15.00		
F6	PLACE REINFORCED CONCRETE				
	Flool, Roof slab, Beams and Column				
F622	Thickness: 100 - 250 mm	m ³	20.00		
G	CONCRETE ANCILLARIES				
	Dimensions as per details on drawings. Formwork; Rough Finish				
G143.1	External sides of top and base slab; width <0.4	m ²	6.50		
G243.2	Sides of beam; width <0.4	m ²	13.00		
G244	External sides of column; width 0.4-1.22	m ²	3.50		
G115	Soffit of beams and top slab; width >1.22	m ²	19.00		
G5	REINFORCEMENT				
	High yield steel bars to SSRN 126 or 127				
G522	Diameter: 8mm	kg	85.00		
G523	Diameter: 10mm	kg	1,375.00		
G524	Diameter: 12mm	kg	135.00		
G525	Diameter: 16mm	kg	13.00		
G6	JOINTS				
	Formed surface joint with bondex filler at tank bottom				
G641	Width or depth: not exceeding 0.5 m.	m2	1.00		
G8	CONCRETE ACCESSORIES				
	Finishing of top surfaces				
G812	Steel towel finish	m ²	45.00		
I	PIPEWORK (Provide, lay, join, excavate and backfill excavated materials)				
I.513	Class D, 160 mm dia Upvc	m	30.00		
Total C/F to Next Page					

Bill No. 3A: 50M3 BREAK PRESSURE TANK

ITEM	DESCRIPTION	UNIT	QUANTITY	RATE (KShs.)	AMOUNT (KShs.)
Total B/F from Previous Page					
I	PIPEWORK- FITTINGS AND VALVES - SUPPLY AND INSTALL				
	Inlet Pipe				
J.321.1	150mmX 160mm VJ stepped coupling	nr	1.00		
J.381.1	DN 150 Single flanged c/w puddle flange at 400mm from flanged end, length = 1000mm	nr	1.00		
J.311.1	DN 150 Double flanged long radius bend		3.00		
J.811.1	150mm double flanged Blake borough sluice Valve to BS 5163	nr	1.00		
J.351.1	150mm VJ flanged adaptor	nr	1.00		
J.381.2	DN 150 Single flanged pipe c/w centre puddle flange, length = 600mm	nr	3.00		
J.381.3	150mm double flanged steel spigot pipe (2000mm long)	nr	1.00		
J.381.4	DN 150 Double flanged pipe piece, c/w centre puddle flange l = 600mm	nr	2.00		
J.812	150mm flanged beat equilibrium float valve	nr	1.00		
J.813	DN 150mm single flanged steel spigot pipe (2000mm long)	nr	1.00		
	Outlet Pipe				
J.371	200mm flanged bell mouth	nr	1.00		
J.311.2	200mm X 90 deg double flanged long radius steel bend	nr	1.00		
J.381.5	200mm double flanged spigot steel pipe (3000mm long)	nr	1.00		
J.351.2	150mm VJ flanged adaptor	nr	1.00		
J.321.2	200mm X 200mm all flanged Tee	nr	1.00		
J.811.2	150mm double flanged Blake borough sluice Valve to BS 5163	nr	1.00		
J.321.3	200mm blind flange.	nr	1.00		
J.381.6	150mm plain ended steel spigot pipe (1000mm long)	nr	1.00		
J.331	200mm x 150mm double flanged steel reducer	nr	1.00		
J.321.4	150mmX 160mm VJ stepped coupling	nr	1.00		
	Over flow Pipe Fittings				
J.381.7	150mm single flanged steel pipe with puddle flange (600mm long.)	nr	1.00		
J.311.3	150mm x 90 deg double flanged short radius steel bends.	nr	1.00		
J.381.8	150mm double flanged spigot steel pipe (2000mm).	nr	1.00		
J.311.4	150mm x 45 deg double flanged short radius steel bends.	nr	1.00		
J.381.9	150mm single flanged spigot steel pipe (1500mm long to be cut on site) with bevelled end.	nr	1.00		
	Flushing/Scouring Pipe fittings				
J.381.10	80mm single flanged steel pipe (2300mm long) with puddle flange.	nr	1.00		
J.811.3	80mm double flanged Blake borough sluice Valve to BS 5163	nr	1.00		
J.311.5	80mm single flanged X 90 deg short radius steel bend	nr	1.00		
J.381.11	150mm single flanged steel pipe with puddle flange (600mm long.)	nr	1.00		
J.321.5	150mmX 160mm VJ stepped coupling	nr	3.00		
K	PIPEWORK - MANHOLE AND PIPE ANCILLARIES				
K131.23	Inlet valve chamber, size 2000 x 2000 mm internal dimensions , depth n.e 3.0 m complete with Lockable mild steel sheet metal covers for access manholes (600X600mm)	nr	1.00		
Total C/F to Next Page					

Bill No. 3A: 50M3 BREAK PRESSURE TANK

ITEM	DESCRIPTION	UNIT	QUANTITY	RATE (KShs.)	AMOUNT (KShs.)
Total B/F from Previous Page					
K136.23	Outlet/Overflow/Washout valve chamber size 2000x2000mm internal dimensions including concrete out fall works,depth n.e. 3.0 m. complete with Lockable mild steel sheet metal covers for access manholes (600X600mm)	nr	1.00		
L	PIPEWORK - SUPPORTS AND PROTECTION, ANCILLARIES TO LAYING AND EXCAVATION				
L112	Extras to excavate and backfilling in pipe trenches, excavation of Class III material.	m3	20.00		
L713.1	Concrete Class 15/20 in Stools and Thrust Blocks Nominal bore n.e 200 mm; volume 0.2 0.5 m³	nr	10.00		
N	MISCELLANEOUS METALWORK Rate to include supply and fixing and inclusive of foundations where applicable.				
N231.1	Galvanised mild steel internal ladders with stringers returned to form handrails	m	1.00		
N231.2	Galvanised mild steel external ladders with stringers returned to form handrails	m	1.00		
N9.1	Lockable mild steel sheet metal covers for access manholes as per details on Drg. (600X600mm)	nr	2.00		
N9.2	Step irons.	nr	20.00		
U	BRICKWORK, BLOCKWORK & MASONRY Dense Hard Dressed Quarry Stones				
U522	225 x 225mm composite construction in vertical curved walls	m2	55.00		
	Blockwork ancillaries				
U522	Joint reinforcement using 10mm thick 1:2 cement sand mortar with 3No 10mm dia bars	m	200.00		
V	PAINTING				
V83	Bituminous paint on masonry to grove formed from cement sand mortar at the bottom of the wall	m2	4.00		
W	WATERPROOFING				
W1	Damp proofing				
W154	Using rendering in ordinary cement mortar of curved surfaces less than 10m radius	m2	110.00		
X	MISCELLANEOUS WORK				
X9.1	Provide and fix DN 100 mm GI vent pipes	nr	2.00		
X1	FENCES				
	Concrete post and Chainlink				
X136	Height : 2.50 - 3.00 m	m	100.00		
X2	GATES AND STILES				
X237	Metal field gates, width:3 m.	nr	1.00		
BILL TOTAL FOR 1No. 50M3 BPT TANK					
TOTAL FOR 1No. 50M3 TANKS CARRIED TO BILL NO.3 SUMMARY PAGE					

CONSTRUCTION WORKS FOR THE AUGMENTATION OF ATHI WATER SUPPLY PROJECTS IN 2 LOTS:
LOT 2 - AUGMENTATION OF MURANG'A COMMUNITY WATER SUPPLY PROJECT
CONTRACT NUMBER: AWWDA/GOK/M/W-03/2023-LOT 2

Bill No. 3B: 100M3 BREAK PRESSURE TANK

ITEM	DESCRIPTION	UNIT	QUANTITY	RATE (KShs.)	AMOUNT (KShs.)
D	DEMOLITION AND SITE CLEARANCE				
D1	General clearance				
D162	Dense bush and thicket Locally disposed.	ha	0.08		
E	EARTHWORKS				
	Excavations for Foundations				
	Excavations shall include for strutting, Shuttering, stabilizing excavated surfaces and keeping excavations free of water bailing out, pumping or other means				
E311	Topsoil, depth n.e 0.25m	m ³	16		
E324	Material other than topsoil or rock depth 0.25-2 m	m ³	20		
E325.2	Extra to excavation in Rock	m ³	20		
E6	FILLING AND COMPACTION				
E614	Hardcore Using excavated Class I material.	m ³	16.00		
F	IN-SITU CONCRETE				
F2	DESIGNED MIX FOR ORDINARY STRUCTURAL CONCRETE FOR CLASS B EXPOSURE USING ORDINARY PORTLAND CEMENT				
	Provide Concrete Grade: 15				
F233	20 mm aggregate	m ³	5.00		
	Provide Concrete Grade: 30				
F263	20mm aggregate	m ³	30.00		
F6	PLACE MASS CONCRETE				
	Place Mass Concrete Blinding				
F611	Thickness 50 - 100 mm	m ³	10.00		
F6	PLACE REINFORCED CONCRETE				
	Flool, Roof slab, Beams and Column				
F622	Thickness: 100 - 250 mm	m ³	50.00		
G	CONCRETE ANCILLARIES				
	Dimensions as per details on drawings. Formwork; Rough Finish				
G143.1	External sides of top and base slab; width <0.4	m ²	13.00		
G243.2	Sides of beam; width <0.4	m ²	20.00		
G244	External sides of column; width 0.4-1.22	m ²	7.00		
G115	Soffit of beams and top slab; width >1.22	m ²	40.00		
G5	REINFORCEMENT				
	High yield steel bars to SSRN 126 or 127				
G522	Diameter: 8mm	kg	170.00		
G523	Diameter: 10mm	kg	1,500.00		
G524	Diameter: 12mm	kg	200.00		
G525	Diameter: 16mm	kg	30.00		
G6	JOINTS				
	Formed surface joint with bondex filler at tank bottom				
G641	Width or depth: not exceeding 0.5 m.	m2	4.00		
G8	CONCRETE ACCESSORIES				
	Finishing of top surfaces				
G812	Steel towel finish	m ²	50.00		
I	PIPEWORK (Provide, lay, join, excavate and backfill excavated materials)				
I.513	Class D, 160 mm dia Upvc	m	60.00		
Total C/F to Next Page					

Bill No. 3B: 100M3 BREAK PRESSURE TANK

ITEM	DESCRIPTION	UNIT	QUANTITY	RATE (KShs.)	AMOUNT (KShs.)
Total B/F from Previous Page					
I	PIPEWORK- FITTINGS AND VALVES - SUPPLY AND INSTALL				
	Inlet Pipe				
J.321.1	150mmX 160mm VJ stepped coupling	nr	1.00		
J.381.1	DN 150 Single flanged c/w puddle flange at 400mm from flanged end, length = 1000mm	nr	1.00		
J.311.1	DN 150 Double flanged long radius bend		3.00		
J.811.1	150mm double flanged Blake borough sluice Valve to BS 5163	nr	1.00		
J.351.1	150mm V.J flanged adaptor	nr	1.00		
J.381.2	DN 150 Single flanged pipe c/w centre puddle flange, length = 600mm	nr	3.00		
J.381.3	150mm double flanged steel spigot pipe (2000mm long)	nr	1.00		
J.381.4	DN 150 Double flanged pipe piece, c/w centre puddle flange l = 600mm	nr	2.00		
J.812	150mm flanged beat equilibrium float valve	nr	1.00		
	DN 150mm single flanged steel spigot pipe (2000mm long)	nr	1.00		
	Outlet Pipe				
J.371	200mm flanged bell mouth	nr	1.00		
J.311.2	200mm X 90 deg double flanged long radius steel bend	nr	1.00		
J.381.5	200mm double flanged spigot steel pipe (3000mm long)	nr	1.00		
J.351.2	150mm VJ flanged adaptor	nr	1.00		
J.321.2	200mm X 200mm all flanged Tee	nr	1.00		
J.811.2	150mm double flanged Blake borough sluice Valve to BS 5163	nr	1.00		
J.321.3	200mm blind flange.	nr	1.00		
J.381.6	150mm plain ended steel spigot pipe (1000mm long)	nr	1.00		
J.331	200mm x 150mm double flanged steel reducer	nr	1.00		
J.321.4	150mmX 160mm VJ stepped coupling	nr	1.00		
	Over flow Pipe Fittings				
J.381.7	150mm single flanged steel pipe with puddle flange (600mm long.)	nr	1.00		
J.311.3	150mm x 90 deg double flanged short radius steel bends.	nr	1.00		
J.381.8	150mm double flanged spigot steel pipe (2000mm).	nr	1.00		
J.311.4	150mm x 45 deg double flanged short radius steel bends.	nr	1.00		
J.381.9	150mm single flanged spigot steel pipe (1500mm long to be cut on site) with bevelled end.	nr	1.00		
	Flushing/Scouring Pipe fittings				
J.381.10	80mm single flanged steel pipe (2300mm long) with puddle flange.	nr	1.00		
J.811.3	80mm double flanged Blake borough sluice Valve to BS 5163	nr	1.00		
J.311.5	80mm single flanged X 90 deg short radius steel bend	nr	1.00		
J.381.11	150mm single flanged steel pipe with puddle flange (600mm long.)	nr	1.00		
J.321.5	150mmX 160mm VJ stepped coupling	nr	3.00		
K	PIPEWORK - MANHOLE AND PIPE ANCILLARIES				
K131.23	Inlet valve chamber, size 2000 x 2000 mm internal dimensions , depth n.e 3.0 m complete with Lockable mild steel sheet metal covers for access manholes (600X600mm)	nr	1.00		
Total C/F to Next Page					

Bill No. 3B: 100M3 BREAK PRESSURE TANK

ITEM	DESCRIPTION	UNIT	QUANTITY	RATE (KShs.)	AMOUNT (KShs.)
Total B/F from Previous Page					
K136.23	Outlet/Overflow/Washout valve chamber size 2000x2000mm internal dimensions including concrete out fall works,depth n.e. 3.0 m. complete with Lockable mild steel sheet metal covers for access manholes (600X600mm)	nr	1.00		
L	PIPEWORK - SUPPORTS AND PROTECTION, ANCILLARIES TO LAYING AND EXCAVATION				
L112	Extras to excavate and backfilling in pipe trenches, excavation of Class III material.	m3	40.00		
L713.1	Concrete Class 15/20 in Stools and Thrust Blocks Nominal bore n.e 200 mm; volume 0.2 0.5 m ³	nr	10.00		
N	MISCELLANEOUS METALWORK				
	Rate to include supply and fixing and inclusive of foundations where applicable.				
N231.1	Galvanised mild steel internal ladders with stringers returned to form handrails	m	1.00		
N231.2	Galvanised mild steel external ladders with stringers returned to form handrails	m	1.00		
N9.1	Lockable mild steel sheet metal covers for access manholes as per details on Drg. (600X600mm)	nr	2.00		
N9.2	Step irons.	nr	20.00		
U	BRICKWORK, BLOCKWORK & MASONRY				
	Dense Hard Dressed Quarry Stones				
U522	225 x 225mm composite construction in vertical curved walls	m2	55.00		
	Blockwork ancillaries				
U522	Joint reinforcement using 10mm thick 1:2 cement sand mortar with 3No 10mm dia bars at the center in every course	m	200.00		
V	PAINTING				
V83	Bituminous paint on masonry to grove formed from cement sand mortar at the bottom of the wall	m2	4.00		
W	WATERPROOFING				
W1	Damp proofing				
W154	Using rendering in ordinary cement mortar of curved surfaces less than 10m radius	m2	110.00		
X	MISCELLANEOUS WORK				
X9.1	Provide and fix DN 100 mm GI vent pipes	nr	2.00		
X1	FENCES				
	Concrete post and Chainlink				
X136	Height : 2.50 - 3.00 m	m	100.00		
X2	GATES AND STILES				
X237	Metal field gates, width:3 m.	nr	1.00		
BILL TOTAL FOR 1No. 100M3 BPT TANK					
TOTAL FOR 1No. 100M3 TANK CARRIED TO BILL NO. 3 SUMMARY PAGE					

**CONSTRUCTION WORKS FOR THE AUGMENTATION OF ATHI WATER SUPPLY PROJECTS IN 2 LOTS:
LOT 2 - AUGMENTATION OF MURANG'A COMMUNITY WATER SUPPLY PROJECT
CONTRACT NUMBER: AWWDA/GOK/M/W-03/2023-LOT 2**

Bill No. 3C: WANJERERE INTAKE WEIR- 1.0M HIGH

ITEM No.	DESCRIPTION	UNIT	QUANTITY	RATE (Kshs)	AMOUNT (Kshs)
1	GENERAL EXCAVATION				
1.1	Excavate 200mm top bushes,soil and dispose	m ²	100		
1.2	General excavation depth not exceeding 5m	m ³	88		
1.3	Removal of trees and stumps 500mm - 1m	nr	4		
1.4	Allow for excavation of class 1 material	M ³	5		
2	FILLING AND COMPACTING				
2.1	Backfilling and compacting with Rock fill in dstilling basin	m ³	85		
3	<u>IN-SITU CONCRETE</u> DESIGNED MIX FOR ORDINARY STRUCTURAL CONCRETE FOR CLASS B EXPOSURE USING ORDINARY POZOLLANA CEMENT <u>Provide Concrete Grade: 25</u>				
3.1	for weir walls, retaining walls and inlet chamber walls and slabs <u>Provide Concrete Grade: 15</u>	m ³	100		
3.2	blinding concrete for weir and inlet chamber	m ³	25		
4	<u>PLACE CONCRETE</u>				
4.1	for weir walls, retaining walls and inlet chamber walls and slabs	m ³	100		
4.2	blinding concrete for weir and inlet chamber	m ³	25		
5	FORMWORK-FAIR FINISH				
5.1	allow for formworks to weir walls,retaining walls and inlet chamber walls and slabs including steel towel finish to top slab etc	m2	150		
6	REINFORCEMENT				
6.1	Allow for supply, cut, bend and install reinforcement bars for intake structure of all sizes	kg	1,000		
6.2	Dowels R25-plain drilled 1m into rock	nr	50		
7	CONCRETE ACCESSORIES <u>Finishing of top surfaces</u>				
7.1	steel trowel finish to concrete works	sum	1		
8	<u>SUPPLY AND INSTALL PIPES AND FITTINGS</u>				
8.1	Upvc pipes 315 diameter class C with rubber rings	No.	20		
8.2	GI pipes 300 mm dia. class B flanged, c/w bolts , nuts and r/washers	No.	5		

8.3	Air valve 1" diameter double orifice	No.	2		
8.4	Sluice /sectional valve 12" dia.	No.	1		
8.5	Upvc pipes 160 mm dia. Class C with rubber rings (w/o)	No.	1		
8.6	Sluice valve 6 mm dia. c/w bolts , nuts and r/washers	N0	1		
8.7	Gate valves 1 " dia. peglar	No	1		
8.8	Bends 135 ⁰ upvc 315 mm dia.	No.	1		
	Flanged Adaptors 12 " Diameter c/w bolts , nuts and r/washers	No	1		
	Metal saddle clamps 12" x 6"	No	1		
	Metal saddle clamps 1r2" x 1"	No	1		
	Provide for lockable manhole chambers 1200 x 1050 mm	No	1		
8.9	OD150mm penstock with extension spindle, guid bracket headstock and handwheel	no	2		
10	<u>MISCELLANEOUS METAL WORKS</u>				
10.1	Screen, fine 5-10mm	m ²	5.3		
10.2	Screen, fine 30-50mm	m ²	2.1		
10.3	Handrails	m	15		
10.4	access ladders	no	1		
10.5	Manhole cover size 900x900mm	no	1		
TOTAL 1m High Intake					
Total C/F to Grand Summary Sheet					

**CONSTRUCTION WORKS FOR THE AUGMENTATION OF ATHI WATER SUPPLY PROJECTS IN 2 LOTS:
LOT 2 - AUGMENTATION OF MURANG'A COMMUNITY WATER SUPPLY PROJECT
CONTRACT NUMBER: AWWDA/GOK/M/W-03/2023-LOT 2**

BILL NO. 4 COLLECTION PAGE

[illegible]

**CONSTRUCTION WORKS FOR THE AUGMENTATION OF ATHI WATER SUPPLY PROJECTS IN 2 LOTS:
LOT 2 - AUGMENTATION OF MURANG'A COMMUNITY WATER SUPPLY PROJECT
CONTRACT NUMBER: AWWDA/GOK/M/W-03/2023-LOT 2**

Bill No. 4A: KANDARA BULK

Item	BRIEF DESCRIPTION	UNIT	QTY	RATE (Kshs)	AMOUNT (Kshs)
	CLASS A: GENERAL ITEM				
A25	Testing of works				
A252	Disinfection of Pipe lines: flushing with clear water, filling with water containing 0.05 g/l calcium hypochlorite, left for 24 hours. This includes supply of all necessary equipment, materials, chemicals and water, measurement of residual chlorine, all as specified.	m	38000.0		
A253	Pipeline Flow measurement at intervals of 500m	Nr	76.00		
	CLASS D: DEMOLITION AND SITE CLEARANCE				
2D2	Tree Cutting(Provisional)				
	Cut down trees, grub up roots and cart away to tips				
	Note: Girth shall be measured 1.0 m above the ground				
	Trees of girth 500mm to 1m				
2D21	Girth 0.5 m to 1.0 m	nr	60		
2D22	Girth 1.0 m to 2.0 m	nr	40		
22D53	Clearance of Pipeline wayleaves locally disposed, n.e 300-500 mm				
2D531	Pipeline only	ha	2		
2D62	Removal of rubbish from chambers ,ant and termite hill and nests				
2D622	Ant and termites nests along pipelines routes, excess material-locally disposed.	m3	50		
2D623	Allow for removal of debris, stones and other deleterious materials from valve chambers along the pipelines as may be instructed by the Project Manager	m3	50		
	CLASS E: EARTHWORKS - PIPES				
	<u>Excavate and backfil</u>				
E3	General clearance (1.5m corridor)				
E4	Excavate in trench for washouts pipe diameter 250-300 mm, average depth not exceeding 2.0 m deep, minimum pipe cover to pipes 1.5 m (and backfill extended to the river.)	M	1000		
	CLASS I: PIPE WORK - PIPES				
	Provision of pipes,fittings and valves,complete with jointing material and associated components to site of works				
1521	Draw off washout Pipe Supply (Include providing, jointing and testing the following flexible uPVC Pipes to KS ISO 1452-2:2009. Rates to include for all jointing materials, and cutting wastage)				
	Supply uPVC Pipes (with rubber rings)				
	Outside diameter and Pressure as follows:				
		m	330		

Item	BRIEF DESCRIPTION	UNIT	QTY	RATE (Kshs)	AMOUNT (Kshs)
I521a	OD 315mm, Class D (PN 12.5)	m	500		
I521B	OD 250mm, Class D (PN 12.5)				
I93	STOPLOGS AND PENSTOCKS				
	Installation of new Stop logs				
I939.1	600x600 rectangular penstock stop log with extension spindle guide brackets headstock and handwheel on OD 500mm Cement lined GI pipe at Ichichi sedimentation Overflow Channel.	Nr	1		
I939.2	Penstock for sedimentation tank 3	Nr	1		
1939.3	400x400 rectangular penstock stop log with extension spindle guide brackets headstock and handwheel on OD 200mm pipe	Nr	1		
	<u>CLASS J: PIPE WORK- PIPES, FITTINGS AND VALVES</u>				
	<u>LAYING AND JOINTING</u>				
2J15	Allow for rehabilitation of valves as detailed in the Work Requirements and shall include removal of pebbles and debri trapped at the opening orifices				
	Contractor will be paid on <u>successfully rehabilitating and testing the valves.</u>				
2J155.1	Pressure Reducing Valves in chambers (PRV)	nr	3		
2J152.2	Washout valves in chambers (WO)	nr	10		
2J154.3	Flow regulating Valve in chambers (FRV)	nr	3		
	<u>Installation of new Swab catcher valves</u>				
	Installation of swab catcher on DN 400 and DN 300	nr	3		
2J427	<u>Replacement of Air Release Valves</u>				
2J4276.1	ARI D-070-M1 6" PN 16 AIR VALVE NON SLAM	nr	4		
2J4276.2	ARI D-46 2" PN 16 AIR VALVE NON SLAM	nr	3		
2J4276.3	ARI D-46 4" PN 16 AIR VALVE NON SLAM	nr	10		
2J4276.5	ARI D-46 3" PN 16 AIR VALVE NON SLAM	nr	3		
2J4276.6	ARI D-62 1" PN 25 AIR VALVE NON SLAM	nr	1		
2J4276.7	ARI D-62 3" PN 25 AIR VALVE NON SLAM	nr	1		
2J4276.8	ARI D-62 4" PN 25 AIR VALVE NON SLAM	nr	4		
2J4276.9	ARI D-65 1" PN 40 AIR VALVE NON SLAM	nr	5		
2J4276.10	ARI D-65 2" PN 40 AIR VALVE NON SLAM	nr	5		
2J4276.11	ARI D-65 3" PN 40 AIR VALVE NON SLAM	nr	9		
2J4276.12	ARI D-016 4" PN 64 AIR VALVE NON SLAM	nr	1		

Item	BRIEF DESCRIPTION	UNIT	QTY	RATE (Kshs)	AMOUNT (Kshs)
2J4276.13	ARI D-016 3" PN 64 AIR VALVE NON SLAM	nr	4		
2J429	<u>Replacement of Pressure Reducing Valves</u>				
	<u>Anti-surge, anti-shock airvalves(Vent-O- MAT RBX) or equivalent, complete with isolating gate valves.</u>				
2J429.1	DN300 PRV S300 PN16 in chambers	nr	2		
2J429.1	DN400 PRV S300 in chambers	nr	1		
2J526a	<u>installation of New isolating sluice valve to Airvalve Chambers and associated fittings as per specification</u>				
2J526a.1	Isolating Sluice valve 1"	PC	6		
2J526a.2	Isolating Sluice valve 2"	PC	8		
2J526a.3	Isolating Sluice valve 3"	PC	17		
2J526a.4	Isolating Sluice valve 4"	PC	15		
2J526a.5	Isolating Sluice valve 6"	PC	4		
2J52863	<u>Master Meters (Flanged Electro- magnetic flow meters Ag 3000/Ag 3000p or I Mag 4700 series , with in-built data logger ,internal lithium battery ,PN 16 or equivalent)</u>				
2J52863.1	installation of master meter on DN 500mm pipe and associated fittings	nr	1		
2J52863.2	installation of master meter on DN 300mm pipe and associated fittings	nr	1		
2J52863.3	installation of master meter on DN 280mm pipe and associated fittings	nr	1		
2J52863.4	installation of master meter on DN 250mm pipe and associated fittings	nr	2		
2J52863.5	installation of master meter on DN 150mm pipe and associated fittings	nr	1		
2J526	<u>Installation of New Washout Valves and Associated fittings as per Specifications</u>				
2J526.1	DN 200 in chambers	nr	10		
	<u>CLASS K: PIPE WORK- MANHOLES & PIPE WORK ANCILLARIES</u>				
	<u>Chambers, ducts, culverts, thrust and anchor blocks, reinstatement and others as listed and specified in drawings.</u>				
	<u>Note: Items for work in this class shall include:</u>				
	<u>Excavation, preparation of surfaces, disposal of excavated materials</u>				
	<u>shoring sides of excavation, backfilling and removal of redundant services</u>				
	<u>concrete, reinforcement, formworks, joints and finishes.</u>				
2K173	CONSTRUCTION OF NEW CHAMBERS				

Item	BRIEF DESCRIPTION	UNIT	QTY	RATE (Kshs)	AMOUNT (Kshs)
	<u>Excavation, preparation of surfaces, disposal of excavated materials</u>				
	<u>shoring sides of excavation, backfilling and removal of redundant services</u>				
	<u>concrete, reinforcement, formworks, joints and finishes.</u>				
2K171.1	New Washout chambers size 1200 x 1200 mm with synthetic resin composite access chamber covers of 700 mm x 700 mm dimensions as detailed on drawings with GI vents	nr	10		
2K171.1	New Airvalve chambers size 1200 x 1200 mm with synthetic resin composite access chamber covers of 700 mm x 700 mm dimensions as detailed on drawings with GI vents	nr	50		
	<u>CLASS V: PAINTING WORKS</u>				
	HANDRAILS				
	Prepare Surface Prime and Apply Two Coat Gloss Oil Paint On:				
	Intake Works				
V71.5A	Double handrailing 1m high fabricated from 40x40x1.5mm SHS and painted with one coat of red oxide and two coats of Blue paint	m2	20.00		
	Treatment works				
V71.5B	Double handrailing 1m high fabricated from 40x40x1.5mm SHS and painted with one coat of red oxide and two coats of Blue paint	m2	75.00		
	<u>CLASS W: WATERPROOFING</u>				
W2	Water Proofing				
W27	Water Proofing of sedimentation tank retaining walls to seal the leaking fissures	LS	1.00		
	<u>CLASS X: MISCELLANEOUS WORKS</u>				
X13	Perimeter Wall				
X136	Erecting of a chainlink perimeter fence around the intake works	LS	1		
	<u>CLASS Y: RENOVATION AND ANCILLARY WORKS</u>				
Y67	REHABILITATION OF EXISTING CONCRETE/ MASONRY CHAMBERS				
	Rectangular Chambers Depth not exceeding 1.5m				
Y779.1	Dimensions 1000 mm x 1000 mm ,1200mm x1200mm ,1500mm x1500mm,2000mm x2000 mm	nr	6		
Y65	Rectangular Chambers covers with dimension exceeding 600mm x 600mm				
Y65.1	Provide reinforced concrete covers specific to chamber size as directed by the Engineer.	nr	16		
	<u>BREAK PRESSURE TANKS</u>				
Y8.1	All for rehabilitation of break pressure tanks by Installation of f DN250 ball valves, vermin proofing the tanks and corrosion treatment as detailed in the works specifications.	nr	2		
	Reconstruction of Sedimentation Overflow Chamber Head wall				
	<u>Preparation of surfaces,concrete, reinforcement, formworks, joints and finishes.</u>				

Item	BRIEF DESCRIPTION	UNIT	QTY	RATE (Kshs)	AMOUNT (Kshs)
Y8.2	Extension of the Overflow head wall including reinforcement to level directed by the Engineer	LS	1		
	Contractor will be paid on <u>successfully rehabilitating and testing the Stop logs and overflow Head wall.</u>				
	Desiltation of the intake works				
Y8.3	Desiltation of the intake works including removal silt, logs, boulders etc	LS	1		
Y8.4	Construction of soil retaining wall on the intake steep side, raising of Nappe wall by 0.5m	Ls	1		
Y8.5	Replacement of screens at intake from meshed screens to vertical non-meshed stainless steel screens	Ls	1		
	TOTAL CARRIED TO COLLECTION PAGE				
	COLLECTION PAGE				
	Page 1				
	Page 2				
	Page 3				
	TOTAL CARRIED TO SUMMARY PAGE				

CONSTRUCTION WORKS FOR THE AUGMENTATION OF ATHI WATER SUPPLY PROJECTS IN 2 LOTS:
LOT 2 - AUGMENTATION OF MURANG'A COMMUNITY WATER SUPPLY PROJECT
CONTRACT NUMBER: AWWDA/GOK/M/W-03/2023-LOT 2

Bill No. 4B: ALUM DOSING PLATFORM					
ITEM	ITEM DESCRIPTION	UNIT	QTY	RATE	AMOUNT
No.				(KShs.)	(KShs.)
1	EARTHWORKS				
	Excavation and Earthworks				
	<u>Excavations shall include for strutting, Shuttering, stabilizing excavated surfaces and keeping excavations free of water bailing out, pumping or other means, disposal, trimming</u>				
1.1	Excavate average 150mm deep to remove vegetable soil and cart away	m ²	24		
	Excavate Starting From Stripped Level to Receive :-				
1.2	Foundations and bases of columns and strip wall, depth n.e 1.0 m	m ³	10		
1.3	Ditto - but 1.0 - 2.5 m deep	m ³	5		
1.4	Extra over for Excavating in rock	m ³	5		
	Filling and Compaction				
1.5	Provide and Compact imported approved hardcore 200 mm thick	m ³	7		
1.6	Provide, lay and level out the crushed stone, sand or quarry dust blinding 50mm thick	m ²	14		
1.7	Fill and ram selected excavated materials around foundations and buildings	m ³	14		
	Anti-Termite Treatment				
1.9	Provide and spray approved anti-termite chemical for treatment to column and floor foundations	m ²	14		
	Damp-Proof Membrane				
1.1	Provide & install 500 Gauge polythene sheeting, laid over hardcore in two layers	m ²	14		
2	CONCRETE WORKS:				
	<u>Provide and Place</u>				
	Mass Concrete Class 15/20mm Maximum Aggregate as Described in:-				
2.1	75mm Thick blinding under foundation concrete, column bases or over hardcore	m ²	14		
PAGE TOTAL CARRIED TO BILL COLLECTION SHEET					

ITEM	ITEM DESCRIPTION	UNIT	QTY	RATE	AMOUNT
No.				(KShs.)	(KShs.)
	Concrete Class 25/20mm for				
2.2	Foundation trenches, Footing and column bases	m ³	2		
2.3	150mm thick surface bed	m ³	2.5		
2.4	300mm thick surface bed	m ³	5		
2.5	Roof slab, Suspended slabs, beams and lintels, mixing tank walls, columns and beams	m ³	14		
	Reinforcement				
	Fabric Reinforcement No. A142 Mesh Size 150 x 150mm Weighing 2.22 kgs				
	Per m² , Including Bends, Tying Wire and spacing Blocks:-				
2.6	Fabric reinforcement with minimum 150mm wide side and end laps for ground slab	m ²	16		
	Provide and Fix High Tensile Steel Reinforcement to SRN 127 Including Cutting, Bending, Propping With Spacers and Tying as Specified :-				
2.7	Reinforcement, all diameters	Kg	2500		
	Formwork				
	Provide and Fix Shuttering Including Propping, Strutting and Striking, all as Specified				
	Sawn Formwork - Class F1 Finish:-				
2.8	Vertical sides of column bases, columns, reinforced concrete walls and steps in foundations.	m ²	14		
2.9	Horizontal soffits of suspended floor, beams and landing slabs	m ²	3		
2.10	Sloping soffites of staircases and ramps not exceeding 30 degrees from horizontal	m ²	4		
2.11	Edges of slabs, ramps and risers of steps not exceeding 300mm wide	m	24		
PAGE TOTAL CARRIED TO BILL COLLECTION SHEET					

ITEM	ITEM DESCRIPTION	UNIT	QTY	RATE	AMOUNT
No.				(KShs.)	(KShs.)
	Wrot Formwork - Class F3 Finish-				
2.12	Edges of beds, pavings, plinths and risers of steps not exceeding 300mm wide	m ²	18		
2.13	Vertical sides of tanks, doser and channel walls	m ²	30		
2.14	Horizontal soffites of roof slab, suspended tank slabs and partitions	m ²	27		
2.15	Vertical sides of columns	m ²	12		
2.16	Sides and soffites of beams	m ²	14		
	Other Formwork				
2.17	Form 55mm x 55mm rebate along edges of channels for P.C.C cover slabs	m	3		
3	WALLING				
	Natural Stone Block Walling, Medium Chisel Dressed, Reinforced with 20 swg Hoop Iron at Every Alternate Course, and Bedded, Jointed and Pointed in Cement Mortar (1:3):-				
3.1	200 mm Walling	m ²	32		
	Finishes				
3.2	Extra over exterior wall finish with key pointing of horizontal and vertical joints	m ²	32		
	Precast Concrete Louvre Block Walling :-				
3.3	200mm Thick louvre block walling	m ²	4		
	Damp-Proof Course:				
	Bituminous Felt Damp-Proof Course as Described:-				
3.4	200mm Wide for walls	m	8		
	Plinths.				
3.5	15mm Cement and sand (1:4) render to plinth walls, finished with a wood float	m ²	5		
3.6	Prepare and apply two coats of bituminous paint on rendered plinth walls	m ²	5		
PAGE TOTAL CARRIED TO BILL COLLECTION SHEET					

ITEM	ITEM DESCRIPTION	UNIT	QTY	RATE	AMOUNT
No.				(KShs.)	(KShs.)
	Precast RC Covers on and Setting in Formed Rebate on Top of channels				
3.7	Reinforced concrete cover slab 75mm thick, for channel width n.e. 600 mm	m2	3.5		
4	CARPENTRY				
	Wooden Doors; Solid Timber Door, external				
4.1	Single leaf, standard, 900mm wide	Nr	1		
5	RENDERING				
	12.5mm Thick Cement and Sand Render as Described Externally on :-				
5.1	Blockwork and concrete surfaces	m ²	32		
6	PLASTERING				
	12.5mm Thick 'Gauged' Cement Plaster as described internally on :-				
6.1	Blockwork and concrete surfaces	m ²	32		
6.2	Sloping concrete surfaces	m ²	3		
7	PAINTING AND DECORATING				
	Externally on:-				
	Prepare and Apply Three Coats of approved Exterior High Quality Emulsion Paint:-				
7.1	Fair-faced concrete surfaces	m ²	40		
	<u>Prepare, Provide and apply 3 coats of approved Epoxy Paint on 1 coat Epoxy Primer to:-</u>				
7.2	Floor, Interior surfaces around the Chemical Storage and Mixing areas	m ²	15		
7.3	Exterior and interior surfaces of Chemical Mixing Tanks	m ²	30		
PAGE TOTAL CARRIED TO BILL COLLECTION SHEET					

ITEM	ITEM DESCRIPTION	UNIT	QTY	RATE	AMOUNT
No.				(KShs.)	(KShs.)
8	PIPE WORK				
8.1	Provide and install the pipes and fittings for dosing tanks include overflow & scour pipes connecting to drainage channel and outlet pipework connecting to the doser. Include for all short pipes with puddle flange to be embedded into concrete, sockets and plastic valves. Diameters as per drawings.	sum	1		
8.2	Provide and install OD 90 mm HDPE pipe PN 10 sleeve to house rubber dosing pipes. Include 4 No 90 degree elbows (compression fitting)	m	45		
8.3	Provide and install 25 mm rubber hose pipe for chemical dosing at the inlet chambers of new and old sedimentation tanks	m	60		
8.4	Connect Mixing tank to water supply via existing offtake on raw water mains, use 32 mm HDPE PN 16 pipes. Include purchase and installation of pipes, 3 no. DN 25 mm Brass gate valves and associated pipe fittings	sum	1		
9	MISCELLANEOUS WORK				
9.1	Supply and Fix the following uPVC Windows in small section panes with opening accessories, complete with glazing:-Window size 1800 x 1200 mm	Nr	1		
9.2	CHEMICAL STIRRERS				
	Supply, install, test and commission Mechanical Stirrers in Chemical Mixing Tanks. To comprise of Impeller, shafts, gear box and handle. The shaft and impellers (blades) to be of non-corrosive material - Stainless steel 304 recommended. Include all materials for fixing on Tanks e.g. frame and holding down bolts, etc	Nr	2		
	Percentage adjustment to Purchase Cost for item 9.2	20%			
9.3	Stainless steel chemical mixing tray (950 x 250 mm, 6 mm thick plate) with 25 mm holes grid, 50 mm c/c	Nr	2		
10.0	GRAVITY DOSERS				
10.1	Gravity Dosers (Opados) 100~800 l/h for Alum as directed by Engineer	Nr	2		
10.3	Percentage adjustment to Purchase Cost for item 10.1	20%			
PAGE TOTAL CARRIED TO BILL COLLECTION SHEET					

ITEM	ITEM DESCRIPTION	UNIT	QTY	RATE	AMOUNT
No.				(KShs.)	(KShs.)
BILL COLLECTION SHEET					
ALUM DOSING PLATFORM BUILDING					
ITEM	DESCRIPTION	UNIT	QUANTITY		
	Page Total, Page 1 of 5				
	Page Total, Page 2 of 5				
	Page Total, Page 3 of 5				
	Page Total, Page 4 of 5				
	Page Total, Page 5 of 5				
	GRAND TOTAL				

**CONSTRUCTION WORKS FOR THE AUGMENTATION OF ATHI WATER SUPPLY PROJECTS IN 2 LOTS:
LOT 2 - AUGMENTATION OF MURANG'A COMMUNITY WATER SUPPLY PROJECT
CONTRACT NUMBER: AWWDA/GOK/M/W-03/2023-LOT 2**

BILL NO. 5 COLLECTION PAGE

BILL NO.	DESCRIPTION	AMOUNT (Kshs.)
5A	Equipping of 5No. Boreholes	
5B	Construction of 5No. 24m ³ Tank	
5C	Laying 10km pipelines and Construction of 10No. Water kiosks	
5D	Solarization of 10No. Boreholes	
Total		
TOTAL FOR BILL NO. 5 CARRIED TO SUMMARY PAGE		

CONSTRUCTION WORKS FOR THE AUGMENTATION OF ATHI WATER SUPPLY PROJECTS IN 2 LOTS:
LOT 2 - AUGMENTATION OF MURANG'A COMMUNITY WATER SUPPLY PROJECT
CONTRACT NUMBER: AWWDA/GOK/M/W-03/2023-LOT 2

BILL NO. 5A: EQUIPPING OF 1NO. BOREHOLES					
ITEM NO.	DESCRIPTION	UNIT	QTY	RATE (KSHS)	AMOUNT (KSHS)
301	Allow Provisional Sum of Kshs 1,000,000.00 to provide, install and commission a submersible pump capable of delivering 10m ³ /hr against a head of 265m or as directed by the Project Manager	PS	1	1,000,000.00	1,000,000.00
	NB: Indicate the make of the pump and motor. Size of casing is 152mm.				
	Pump Make :				
	Country of Origin:				
	Make of Motor:				
302	Provide, install and commission a 3 phase, 415Vac, DOL control panel for the above pump comprising of the following:	LS	1		
	a) Appropriate rating contactor				
	b) Appropriate rating thermal overload relay				
	c) Over/under voltage phase failure protection relay				
	d) Voltmeter				
	e) Voltmeter selection switch				
	f) Water level relay				
	g) Appropriate Ammeter				
	h) Appropriate MCCB for the mains				
	i) Appropriate MCCB for the control circuit				
	j) Start, Stop/reset push button (Green marked "START", and Black/Red Marked "STOP/RESET")				
	k) Pilot indicator lights (green marked "PUMP RUN", red marked "OVER LOAD TRIPPED", yellow marked "BOREHOLE LOW, white marked "TANK HIGH" etc				
	l) Hours run counter range 0 - 99999 hours				
	m) Cable looping box of appropriate rating				
303	Enhanced MP204 Blackbox unit to integral circuit	No	1		
	NB: A schematic and control wiring diagram MUST be supplied with the starter.				
304	3" class B G.I rising main pipe c/w pipe locking clamp including connecting to the existing tank and connecting for both water offices and Main House boreholes.	m	300		
305	Supply of 3" crane sockets to the rising main	No.	50		
306	Provide and install one 3" bulk flow meter class B (type and make to be approved by the Project Manager) c/w Non Return Valve at the well head. Rate to include all pipe and fittings at the well head.	No.	1		
307	Electrode cable(pair)	m	440		
308	Electrode pencils (pair)	No.	1		
309	25mm Dipper tube complete	m	240		
310	1.5mm ² Flat cable for float switch	m	100		
311	2"*6" borehole cover c/w sundries	No.	1		
312	1.5mm ² 2-CORE underground armoured cable – Electrodes	m	100		

313	63A switch fuse "MEM" or equivalent	No.	1		
314	Allow a P.C. Sum for electricity supply and connection to the borehole sites. Contractor is responsible for the application of electricity connection; follow up and for prompt supply and connection of electricity by KPLC. Electricity account to be held in the name of the Employer .	PC	1	300,000.00	300,000.00
315	Add a percentage of items 315 for contractor's overheads and profit.	%	10%		
316	Allow a sum for testing and commissioning of the borehole equipping works.	LS	1		
319	Provide for float switch to existing elevated tank and connect to the control panel and pump	sum	1		
320	4 FT Copper earth rod complete with clamp	Set	1		
321	Lead cable 10.0m ² single core (for earthing)	m	10		
322	Submersible cable rubber sheathed 25mm ² 3 core submersible armored cable	m	240		
323	Underground armored cable 25mm ² 3 core	m	95		
	Pump Control House				
333	Construction of a well ventilated pump house 3mx2m internal dimension and 2.2m clear height with concrete roof slab reinforced with Y12 at 150 c/c both directions. Rate to include provision of steel door of gauge 16 (1.5mm thick) metal plates complete with two anti-theft and weather resistant padlocks all to the approval of the project manager. the walls shall be constructed with 225*225mm stone masonry fine dressed. Place hoop iron 3/4" on every course.	LS	1		
	Fencing Works				
334	Construction of borehole area perimeter fence approximately 100m long using 2.1m high chainlink G14 and 65 x 65 x 5mm thick steel angle lines at 2m centre to centre embedded in mass concrete 0.6m deep and diameter strutted at all corners of straight lines	m	100		
335	Provide 6No. Strands of wire G12 and secure the chainlink using blinding wire G16	m	100		
336	Provide and fix hinged and lockable steel grided gate 2m wide with frame of 75mm class B pipes embedded in concrete as shall be directed.	Nr	1		
Total for Equipping 1No. Borehole					
Total for 5No. Boreholes Carried Forward to Bill No. 5 Collection Page					

**CONSTRUCTION WORKS FOR THE AUGMENTATION OF ATHI WATER SUPPLY PROJECTS IN 2 LOTS:
LOT 2 - AUGMENTATION OF MURANG'A COMMUNITY WATER SUPPLY PROJECT
CONTRACT NUMBER: AWWDA/GOK/M/W-03/2023-LOT 2**

BILL NO. 5B: CONSTRUCTION OF 1NO. 24M3 ELEVATED PRESSED STEEL TANKS ON 12M STEEL

ITEM NO.	DESCRIPTION	UNIT	QTY	RATE (KSHS)	AMOUNT (KSHS)
	<u>Excavation</u>				
	<u>Excavation shall include strutting,shuttering,stabllizing excavated surface and keeping excavations free of water bailing out, pumping or other means.</u>				
401	Excavate to reduced levels in top soil for depth not exceeding 0.25	M3	2		
402	Excavate for tank foundation 0.25-0.5m	M3	10		
403	Ditto but in material other than top soil,rock or hard material depth 0.5-1m	M3	10		
404	Ditto but in material other than top soil,rock or artificially hard material depth 1-2m	M3	10		
405	Ditto but in rock depth 1-2m	M3	2		
	<u>Filling</u>				
	<u>Filling to completed structure including compaction as specified.</u>				
406	Fill and compact selected excavated material other than top soil,rock or artificially hard material	M3	20		
	<u>Disposal of Excavated Materials</u>				
407	Dispose excavated materials other than rock as directed by the Engineer	M3	12		
408	Dispose excavated material rock or artificially hard materials on site as directed by the Engineer	M3	2		
	<u>In situ Concrete:Provision and placing.</u>				
	<u>Rate to include for shuttering</u>				
	<u>Mass concrete Class 15/20</u>				
409	Blinding layer 50mm thick	M3	2		
	<u>Reinforced Vibrated Concrete Class 25/30</u>				
410	Footing and stub columns for steel columns	M3	12		
	<u>Reinforcement</u>				
	<u>High yield hot rolled ribbed bars BS4449.Rate to include for Supply,delivering,cutting,bending,supporting and securing in concrete.</u>				
411	High Yield bars	Ton	2		

BILL NO. 5B: CONSTRUCTION OF 1NO. 24M3 ELEVATED PRESSED STEEL TANKS ON 12M STEEL					
ITEM NO.	DESCRIPTION	UNIT	QTY	RATE (KSHS)	AMOUNT (KSHS)
	Presses Steel Tank				
412	Supply and install pressed steel tank 24m ³ capacity complete with roof access hatch,access ladder,float level indicator,pipework and 12m steel Tower frame as per the drawings and specifications.Plate thickness to be 6.0mm for the tank bottom and first level side panels, 4.5mm thick plates for the second and third levels side panels and 2mm for roof. Include for all bolts,joining material, protection paint and any other necessary materials. Tank panels to be wire brushed and painted externally with one coat of grey primer and two coats of silver aluminium paint. Internally the panels are painted with two coats of non-toxic black bituminous paint. Touch up paint to be applied at site after erection to cover any marks	Nr	1		
	Pipework				
	<u>These are pipes in the vicinity of the tank,including connecting the inlet pipe to the pumping main</u>				
413	Supply and fix 38mm diameter GI Class "B" Tank inlet pipe	m	24		
414	Supply and fix 63mm diameter GI Class B Tank	m	60		
415	Supply and fix 63mm diameter GI Class B Tank	m	6		
416	Supply and fix 63mm diameter GI Class B Tank	m	15		
	Valves and fittings				
417	Supply and install DN50 PN10 sluice valve for scou	Nr	1		
418	Supply and install DN38 PN10 Sluice valve for the c	Nr	1		
419	Supply and fix double flanged DN32 90° Short radi	Nr	3		
420	Supply and fix double flanged DN50 -90° Short radi	Nr	8		
421	Supply and fix all flanged DN50X50 Tee	Nr	1		
422	Supply and fix all flanged DN38X38 Tee	Nr	2		
423	DN50 Double flange piece, length 1000mm	Nr	2		
424	DN50 Double flange piece, length 300mm	Nr	2		
425	DN50 Double flange piece, length 500mm	Nr	2		
426	Supply and apply recommended disinfectant and test the tank	Sum	1		
Total for Construction of 1No. Elevated Tank					
Total for 5No. Boreholes Carried Forward to Bill No. 5 Collection Page					

CONSTRUCTION WORKS FOR THE AUGMENTATION OF ATHI WATER SUPPLY PROJECTS IN 2 LOTS: LOT 2 - AUGMENTATION OF MURANG'A COMMUNITY WATER SUPPLY PROJECT CONTRACT NUMBER: AWWDA/GOK/M/W-03/2023-LOT 2					
BILL NO. 5C: LAYING OF 1KM WATER PIPELINES AND CONSTRUCTION OF 1NO. WATER KIOSK					
ITEM NO.	DESCRIPTION	UNIT	QTY	RATE (KSHS)	AMOUNT (KSHS)
	<u>Excavation and backfilling</u>				
501	Excavate pipe trench commencing from ground level to a minimum depth of 1.0 meter. Rate to include general bush clearing, laying the pipe and backfilling	M3	1000		
	<u>Pipe Work - Supply, lay, joint, pressure test</u>				
	<u>Pipes</u>				
502	90mm Dia. HDPE PN 12.5 pipes	M	300		
503	63mm Dia. HDPE PN 12.5 pipes	M	500		
505	50mm Dia. HDPE PN 12.5 pipes	M	200		
	<u>Pipe fittings</u>				
	<u>Couplings</u>				
506	90mm HDPE coupler	No	2		
507	63mm HDPE coupler	No	6		
508	90mm HDPE male adapter coupler	No	2		
509	63mm HDPE male adapter coupler	No	2		
510	90mmx63mm HDPE reduced Tee	No	2		
511	63mm Peglar gate valve	No	2		
512	90mm Sluice valve	No	2		
513	90mm G.I. Threaded flange	No	2		
514	63mm HDPE end caps	No	2		
515	90mm HDPE end caps	No	2		
516	22x2.5 Bolts and Nuts	No	15		
517	32mm Air valve double orifice with isolating gate valve	No	1		
518	32mm Gate valve peglar	No	3		
519	32mm nipple G.I.	No	5		
	<u>Chambers</u>				
521	Masonry chambers for air valves, sluice valves	No	2		
	<u>Water Kiosks</u>				
524	Construction of a standard water kiosk 3mx2m internal dimension and 2.2m clear height with concrete roof slab reinforced with Y12 at 150 c/c both directions. Rate to include provision of steel door of gauge 16 (1.5mm thick) metal plates complete with two anti-theft and weather resistant padlocks all to the approval of the project manager. the walls shall be constructed with 225*225mm naturalstone masonry fine dressed. Place hoop iron 3/4" on every coarse. The cost to include installation of 5,000 litres PVC tank and associated fittings and plumbing works	No	1		
Total for Laying water pipelines and construction of 1No. Water kiosk					
Total for 10No. Reticulation and Water Kiosks Carried Forward to Bill No. 5 Collection Page					

**CONSTRUCTION WORKS FOR THE AUGMENTATION OF ATHI WATER SUPPLY PROJECTS IN 2 LOTS:
 LOT 2 - AUGMENTATION OF MURANG'A COMMUNITY WATER SUPPLY PROJECT
 CONTRACT NUMBER: AWWDA/GOK/M/W-03/2023-LOT 2**

BILL NO. 5D - SOLARIZATION OF BOREHOLES					
ITEM NO.	DESCRIPTION	UNIT	QTY	RATE (KSHS)	AMOUNT (KSHS)
601	Supply and installation of monocrystalline solar modules of 555W capacity capable to power submersible pumps or as directed by the Project Manager	Nr.	52		
602	Solar Inverter/Controller for 18.5kw (Hybrid)	Nr.	1		
603	PV Disconnet Switch 1000/16A	Nr.	1		
604	Changeover Switch	Nr.	1		
605	Enclouser for PV Disconnect and Controller measuring 1000*500*350mm	Nr.	1		
606	Lightening Arrestor	Nr.	1		
607	Earthrod c/w clamp	Nr	1		
608	10MM2X2 SOLAR PV cable	m	100		
609	6MM2X2 SOLAR PV cable	m	100		
610	Solar Module steel support structure 3m above the ground surface with members of the following specifications: Angle line 40x40x3mm frame; SHS 50X50X3mm - horizontal and vertical beams; SHS 75x75x3mm stands; SHS 40x40x3mm bracings and MS plate 6mm thick	LS	1		
Total for Installing 1 No. Solar System					
Total for 10 No. Boreholes Carried Forward to Bill No. 5 Collection Page					

CONSTRUCTION WORKS FOR THE AUGMENTATION OF ATHI WATER SUPPLY PROJECTS IN 2 LOTS:
LOT 2 - AUGMENTATION OF MURANG'A COMMUNITY WATER SUPPLY PROJECT
CONTRACT NUMBER: AWWDA/GOK/M/W-03/2023-LOT 2

BILL NO. 6 - FENCING AROUND THE SOLAR STRUCTURES

Item No	Description	Unit	Quantity	Rate (KSh.)	Amount (KShs)
	Earthworks				
2A.1	General site clearance through undeveloped land over the wayleave, include for any additional clearance required	ha	0.40		
2A.2	Removal of trees, girth 0.5-1m	nr	5		
2A.3	Excavate foundation for Trenches in soft material, as directed by the Engineer.				
	Depth: n.e. 1.5 m	m ³	700		
	1.5 - 2.0 m	m ³	300		
	2.0 - 2.5 m	m ³	150		
	2.5 - 3.0 m	m ³	50		
	Extras to Excavation and Backfilling Trenches (Note: Blasting not allowed for any rock excavation)				
2A.4	Excavation of Rock				
	Depth: n.e. 3.0 m	m ³	400		
	Reinstatement				
2 B.1	Breaking up, temporary and permanent reinstatement of murram roads	m	150		
	Concrete works				
2C.1	Provide and place Mass Concrete Grade 15/20 in 150mm Thick Blinding	m ³	120		
2C.2	Provide and place Structural Reinforced Concrete Grade 25/20 in members as directed by the Engineer	m ³	80		
	Block Works				
3A.1	Provide and place natural stones 225mm wide with cement motor and whoop iron every alternate course as directed by the Engineer.	m ²	3,000		
3A.2	Provide and place machine cut stones 225mm wide with cement motor and whoop iron every alternate course as directed by the Engineer.	m ²	1,500		
	Gate				
3A.3	Provide for fabricate, transport to site and fix a suitable gate as directed by the Engineer.	nr	10		
	Total C/F to Grand Summary Sheet				

SECTION VI - SPECIFICATIONS

SECTION 1	GENERAL REQUIREMENTS
SECTION 2	EARTHWORKS, BACKFILLING AND RESTORATION
SECTION 3	CONCRETE WORKS - GENERAL
SECTION 4	PIPELINES, PIPEWORK
SECTION 5	BUILDINGS AND STRUCTURES
SECTION 6	ROADS AND SURFACING
SECTION 7	SAFETY, HEALTH AND ENVIRONMENT
SECTION 8	GENERAL SPECIFICATION - ENVIRONMENTAL IMPACT MITIGATION
SECTION 9	BOREHOLE CONSTRUCTION

General Specifications

Section 1. General Requirements

1.1. Introduction

These specifications cover the construction of the works as shown on the drawings and listed in the Bills of Quantities and shall be read in conjunction with the Contract Documents as listed in Volume I, Instructions to Tenderers.

All references given are intended solely for the convenience of those using the above documents and shall be in no way exclude the application of the other clauses in the documents which may, in the opinion of the Engineer have any bearing on the point in question.

1.2. Location

The project is located Murang’a County, one of the 47 counties in the Republic of Kenya.

1.3. Scope of Works

The following works are to be carried:

- Construction of Murang’a Lastmile water pipelines - 76km of OD 32-OD 315mm PN 10-PN16 HDPE Pipes
- Construction of Break Pressure Tanks – 3 Nr
- Equipping of 5 no boreholes and Construction of 5 no elevated steel tanks
- Solarizationo of 10 no Boreholes (Photovoltaic System)

1.4. Quality and Approvals

The materials and workmanship shall be the best of their respective kinds and to the approval of the Project Manager. The words “to the approval of the Project Manager” shall be deemed to be included in the description of all items relating to design, construction, installation and materials and workmanship for the due execution of the Works.

The Contractor shall submit all data, details and samples as necessary and as reasonably requested by the Project Manager of all materials that the Contractor proposes to use in the Works. Method statements which adequately demonstrate the Contractor’s proposed method of working, methods of maintaining safety and compliance with the programme shall be submitted for the Project Manager’s approval prior to the commencement of work on any area of the Site.

Where the Contractor is responsible for the preparation of Construction Documents to describe the permanent works such Construction Documents shall be approved prior to the procurement of any materials or commencement of any work to which the documents relate.

No materials, Plant or equipment shall be procured for the Contract and no work, permanent or temporary, shall commence without first obtaining the Project Manager’s approval.

All materials, Plant and equipment supplied shall be designed for operation under the above described conditions.

1.5. Construction Documents

Drawings and Documents which are to be submitted by the Contractor to describe the Permanent Works shall become Construction Documents upon their approval.

All drawings, technical specifications, bill of quantities, schedules, cost estimates; programme and other information to be submitted by the contractor shall be in English and shall be submitted for approval in triplicate. Following approval, the contractor shall supply a further five copies to the Project Manager. Construction Documents shall not be departed from without the approval of the Project Manager.

All drawings and documents submitted by the Contractor shall have been checked, signed and be ready for issue and shall bear:

- Title of the drawing or document;
- Scale;
- Date;
- Work item reference number complying with an approved numbering system;
- Name and references of the Contractor;
- Names of the employer and the Project Manager;
- Date of approval by the Contractor and the signature of the person responsible for approval.

Drawings and documents submitted for approval shall be delivered to the Project Manager’s office as designated by the Project Manager.

Unless otherwise specified the Contractor shall allow a minimum of 21 days, after the date of receipt by the Project Manager for approval of drawings and documents by the Project Manager.

1.6. Operation and Maintenance Manuals

The Contractor shall submit to the Project Manager for approval four copies of the Operation and Maintenance (O&M) Manuals.

The Contractor shall supply the final version of the O&M Manuals prior to the issue of the Taking-Over Certificate for either the whole of the Works or the respective Section or part of the Works. Each set shall be bound together in a stout plastic or other approved cover.

O&M Manuals shall be supplied written in English language, all parts and equipment listings shall be in English.

1.7. Level Datum

Before the commencement of constructional work the Contractor shall establish, in a position to the approval of the Project Manager, steel datum pegs which shall be securely concreted in. The level of these pegs shall be established and agreed with the Project Manager and all levels used in the construction of the Works shall be referred to these established datum points. The correctness of this datum shall be checked at regular intervals

during the construction period as agreed with the Project Manager.

Where possible construction drawings and all levels used for construction shall be referred to the national height datum as defined by the Survey of Kenya. The Contractor shall be responsible for obtaining the location and values of the permanent bench marks. In cases where such bench marks do not exist, the site datum shall be agreed with the Project Manager.

1.8. Setting Out of the Works

The site layout drawings show indicative site layouts. Prior to commencing construction, the Project Manager will agree with the Contractor the basic information supplementary to that shown on the Drawings such as the position of manholes, chambers, centre-lines and base-lines sufficient for the Contractor to locate the Works.

The Contractor shall prepare detailed setting out drawings and data sheets as necessary and submit them to the Project Manager in triplicate for approval. Any modifications to the setting out drawings or data sheets required by the Project Manager shall be made by the Contractor and resubmitted for final approval. Should it be necessary during setting out or during construction for the approved setting out details to be amended, the Contractor shall amend the drawings or data sheets or make new ones for approval as required by the Project Manager.

For pipelines, the Contractor shall in the presence of the Project Manager set-out the pipeline alignments in accordance with the indicative alignments shown on the drawings taking into account physical features on the ground, any existing services, any requirements of relevant Authorities and any changes deemed necessary by the Project Manager, confirming the locations of all valves, air valves, washouts, hydrants and bends.

The Contractor shall prepare and submit to the Project Manager, at an approved scale, plans of the pipeline route and profiles of ground levels after any initial clearing of the wayleave or easement showing the proposed pipe invert levels and precise chainages for all valves and fittings for approval. Following approval the Contractor shall submit to the Project Manager two copies of the agreed alignment and profiles.

1.9. Boundaries of Works

The Employer shall provide the Site upon which the Permanent Works are to be constructed. Where a drain or pipeline is to be within an existing road or track reservation or is otherwise located in land designated Public Domain the Site width will be restricted to the limit of the public land. The existing boundary fences and walls shall not be disturbed without prior approval of the Project Manager and, unless road diversions and closure notices are approved and posted, carriageways shall be left available for the safe passage of traffic.

The Contractor shall not enter upon or occupy with men, tools, equipment or materials any land other than the site without the written consent of the owner of such land.

On occupation of the Site or other land the Contractor shall provide such fencing, as required.

1.10. Work through Private Land

In order that the necessary parts of the Site which are on private land may be obtained the Contractor shall supply the Project Manager with full information of his programme sufficiently in advance of the dates upon which the Contractor proposes to enter upon each areas of the Site. The Contractor shall where required, in consultation with the Project Manager, programme the Works to designate the areas of the Site to which the

Contractor is to be given possession and the sequence of taking possession.

The Contractor shall obtain written approval before entering upon any private land or cutting through ditch, bank, hedge, wall, fence or any other form of boundary marking and he shall carry out all reasonable requirements as approved by the Project Manager in the matter of reinstatement.

1.11. Public Utility Mains and Services

Where the Contract indicates the positions of existing services or apparatus the positions shown are believed to be correct but no warranty is given as to the accuracy or completeness of the information.

It shall be the responsibility of the Contractor to obtain all information available from the Public Utility Authorities regarding the position of existing mains and services and he shall copy this information to the Project Manager as soon as he obtains it.

The Contractor shall carry out excavation works in a manner which safeguards any existing services, including hand excavation as necessary and shall be responsible for the cost of any repair work necessitated by damage caused by him to any main or service and for any costs arising from the disruption.

The Contractor shall obtain all information and assistance from the Public Utility Authorities for the locating of the mains and services and shall agree with the Project Manager any trial excavation which may be necessary to confirm or establish these locations.

The Contractor shall be responsible for locating all existing services, whether known to the Public Utility Authorities or not, and shall conduct his own survey as necessary to accurately locate all services. All efforts to identify these existing services shall be carried out in advance of conducting excavation for the permanent works. Any temporary or permanent diversion of mains and services shall be agreed with the appropriate Authority.

1.12. Safeguards to Existing Pipes, Cables, Structures

It shall be the Contractor's responsibility to safeguard by means of temporary or permanent supports or otherwise all existing sewers, pipes, cables, structures or other things which would be liable to suffer damage if such precautionary measures were not taken.

Safeguards shall be to the approval of the Project Manager and of the undertaker or owner concerned.

1.13. Record Drawings

At all sites and any locations where the Contractor executes work under the Contract, including locations where the Contractor undertakes repair or rehabilitation work, the Contractor shall record the location and nature of all water supply and wastewater works including their ancillaries and any associated services.

Where instructed by the Project Manager for the purpose of producing Record Drawings, the Contractor shall undertake such surveys and investigations to determine the location of existing services. Such surveys and investigations shall be additional to those surveys and investigations undertaken by the Contractor for the purpose of determining the location of services prior to excavation.

The Contractor shall where necessary utilize appropriate equipment and where instructed by the Project

Manager excavate trial pits to confirm the location and determine the size and nature of the buried services.

For sites where the Contractor undertakes permanent works Record Drawings shall be submitted to the Project Manager, for approval, in the form of As Built Drawings. In the case of repairs and rehabilitation the Record Drawings shall be submitted for approval within a period of 21 days following execution of the work.

Record Drawings shall be prepared to an approved format, and scale in line with the construction drawing.

1.14. Connections to Existing Pipes, Cables and Equipment

The Contractor shall be responsible for joining up and making connections between pipes and cables laid by him and existing pipes and cables. The Contractor shall submit to the Project Manager a drawing showing the details of the connection, and shall state the date on which the particular connection is required, and the work shall not proceed until the Project Manager's approval has been given.

The Contractor shall be responsible for ensuring the compatibility of new pipes and cables with existing pipework, cables, tubing and equipment.

1.15. Lighting, Watching and Traffic Control

Where necessary for safety of the public or where required by the Project Manager, the Works shall be properly fenced and signed. In addition, the Works shall be lighted from half an hour before sunset until half-an-hour after sunrise and at other times when visibility is poor. The position and number of the lamps shall be such that the extent and position of the Works are clearly defined. Each Site shall be provided with watchmen as required.

1.16. Contractor's Offices

The Contractor shall provide and maintain offices for the use of his representative and staff to which written instructions by the Project Manager can be delivered. Any instructions delivered to such offices shall be deemed to have been delivered to the Contractor.

Offices shall be located to give convenient access to the Works and shall be subject to the approval of the Project Manager. The Contractor shall be responsible for obtaining the land on which to establish any temporary site offices.

1.17. Project Manager's Office

The offices of the Project Manager shall comprise reception area, two offices, a meeting room, kitchen and separate WC. They shall be served with electric lighting power, telephone line, potable water, networked broadband internet connection, heating and air conditioning. The broadband connection shall be networked throughout the office allow up to six computers to access the network. A wireless network is acceptable.

The Contractor shall make adequate provision for the drainage rainwater, sink waste (grey water) and foul sewage. Fly screens shall be fitted on every opening window and steps shall be provided where the entrance is elevated above ground level. The Contractor shall arrange for the regular cleaning of the facilities and the removal of the solid waste. He shall maintain all equipment in working order throughout the duration of the contract and arrange for the supply of all consumables including mobile phone vouchers, stationery, etc.

Each of the two offices, office 1 and office 2 shall have a minimum covered floor area of 12 m² and 20 m²

respectively and each shall contain the following:

Office 1	Office 2
1 x double pedestal desk	2 x double pedestal desks
3 x chairs	6 x chairs
1 x 4 drawer lockable filing cabinet	2 x 4 drawer lockable filing cabinet
1 x 5 tier shelving unit to take A4 files	2 x 5 tier shelving unit to take A4 files
1 x plan table	1 x plan table
1 x telephone unit	2 x telephone units.

The meeting room shall have a minimum covered floor area of 20m² and shall contain the following:

- 1 x table (or tables of the same size) to accommodate 8 persons
- x chairs
- 1 x wall mounted pin board, 2m x 1m
- 1 x wall mounted white melamine board, 2m x 1m
- 1 x AO size vertical plan chest
- 1 x A3/A4 printer/photocopier/scanner/fax
- 1 x A4 colour photo printer
- 1 x telephone unit

The kitchen shall be equipped with a sink, a 4 burner gas cooker, electric kettle and fridge together with appropriate work surfaces.

The separate WC shall be equipped with a low level WC suite with dual flush. Automatic air ventilation shall be provided where there is no opening window.

Other equipment to be supplied for the sole use of the Project Manager shall include:

- x Toshiba Satellite P105 laptops or equivalent
- 1 x Desktop computer of at least equivalent specification
- 1 x 5 Megapixel Digital Camera
- x mobile phones
- 1 x automatic level + tripod
- 1 x 3 m survey staff
- x 5 m tapes
- x 50 m tape
- x 100 m tape
- x survey books
- 2 x waterproof rubber torches with batteries
- x safety helmets
- x pair rubber boots (sizes to be advised)
- x high visibility vests.

The Contractor shall provide adequate space and facilities at a convenient location for meetings between the Project Manager and Contractor.

The Project Manager’s office shall be in a well-lit, surfaced, fenced and secure compound with sufficient dedicated parking for 6 vehicles. The compound shall be provided with 24 hour manned gate security to the approval of the Project Manager.

1.18. Vehicles for the Project Manager

The Contractor shall provide and maintain for the duration of the Contract vehicles for the use of the Project Manager. At the conclusion of the Contract the vehicles will be handed over to the Employer in a fully serviced and roadworthy condition, free from defects. Selection of vehicles shall be agreed with the Project Manager at the commencement of the contract.

1.19. Contractor’s Yards, Stores and Accommodation for Workmen

The Contractor shall be responsible for obtaining the land and for the provision of all temporary yards, stores, workshops, offices, mess rooms, shelters and for all services in connection therewith. The location of all such facilities shall be agreed beforehand with the Project Manager and shall be such as to avoid obstruction and nuisance to the public.

The Contractor shall construct secure storage compounds and storage building where he shall store at his own risk all equipment and Plant awaiting erection. The Contractor shall also provide secure covered storage for all samples submitted to the Project Manager for approval. Storage building shall be weatherproof and shall be of sufficient size to accommodate all items requiring covered storage.

The Contractor shall provide and maintain suitable and sufficient shelters and mess rooms for his workmen and supervisory staff as are customary and necessary. The Contractor shall provide sufficient closets or latrines to the satisfaction of the relevant authority. They shall be properly screened and maintained in a clean and sanitary state at all times. The Contractor shall be responsible for making all arrangements for the proper disposal of waste.

1.20. Water and Electricity Supplies

The Contractor shall make all arrangements for and provide adequate supply of potable water to each site as necessary for the execution and testing of the Works and for use by his workmen.

The Contractor shall make arrangements for and provide any electricity supply required for the execution of the Works, including the Tests on Completion.

1.21. Contractor’s Staff and Workmen

The Contractor shall agree to employ Kenyan workers to the maximum extent possible. The Contractor shall provide a competent Site Agent to the approval of the Project Manager to be in charge of the work who shall not be changed except with the consent of the Project Manager.

The Contractor agrees that his workmen and employees shall be considered for all purposes in his direct pay and employ and under his supervision and control. He shall be directly and personally responsible for discharging all obligations, financial or other, which may be or becoming owing to any such workman or employee or to his successors, assignees or personal representatives. There shall be no contractual or legal relations of any kind whatsoever between the Employer and any such workman, employee or any person employed in the performance of the Contractor’s obligations under this Contract.

The Project Manager may request and the Contractor agrees to accept the request for the immediate removal from the site of any employee or worker of the Contractor adjudged by the Project Manager to be incompetent, disorderly, and unreliable or of bad character. Such employee shall not again be employed on the Works.

1.22. Project Management

1.22.1. Project Control

The Contractor shall provide within his site organization a project management capability to advise and be directly responsible to the Site Agent. (Contractor’s chief site representative) The duties of the section shall include the following:

- a) Planning and programme preparation particularly in relation to the requirements of the Employer and the public authorities, and the requirements to maintain water supply and waste water disposal services where careful detailed arrangements have to be made and adhered to.
- b) Planning the execution of the Works in a manner which minimizes disruption to the water supply system and will permit the efficient and effective commissioning of the water supply system and their respective components.
- c) Ensuring adequate potable water supplies and wastewater disposal services are maintained to all consumers.
- d) Continuous surveillance of progress and anticipation of factors likely to affect the timely performance of the Contract.
- e) Making proposal for modification to forward planning and to the programme at an early stage in the light of factors resulting from (d) above.
- f) Continuous appraisal of the Contractor’s methods and routines particularly as to their effect on the community and property.
- g) Forward planning for resource requirements taking due account of possible shortages and delays in the arrival on site of materials, equipment, plant and personnel and their mobilization for effective usage.
- h) Acquisition and process of up-to-date information for progress meetings with the Project Manager. The preparation of monthly progress reports including an update of the detailed programme and cash flow forecast which shall include progress photographs as directed by the Project Manager.

The Contractor’s project management staff shall be of adequate ability and experience. Programmes shall be based upon Critical Path Management (CPM) networks in precedence format and shall be prepared using a suitable PC-based project management software package approved by the Project Manager.

Reporting shall be in a manner compatible with the Employers project management procedures and shall use the Earned Value (EV) Technique and shall monitor the actual gross value of work completed against the predicted value.

1.22.2. Monthly Statements and Certificates

Monthly statements and certificates shall be submitted in an approved manner and format. In addition to the statements submitted in hard copy the Contractor shall submit a computer copy using data base software as prescribed by the Project Manager. The statements and certificates shall detail the measured value of the work completed on each item of the Works in such detail that the Project Manager can identify location and measurement of each item. A location shall constitute a single structure such as a reservoir, pump station or section of a pipeline or a component of a system such as a pipeline valve complex.

Each item shall be uniquely identified in accordance with the numbering system as instructed by the Project Manager.

1.22.3. Progress Meetings

The Contractor shall provide a suitable venue, near the vicinity of the Site, and arrange progress review meetings to be chaired by the Project Manager at monthly intervals to coincide with submission of monthly progress submissions. The Contractor shall allow for attendance by the Project Manager and up to 4 representatives of the Project Manager’s or Employer. The meetings shall be attended by the Contractor’s senior representatives, Site Agent and other members of his senior staff as may be deemed necessary.

1.23. Equipment for the Employer

The Contractor shall hand over to the Employer on completion of the Works a complete set of tools and equipment together with spare parts and fittings to facilitate the maintenance and operation of the installed works.

1.24. Facilities for Survey and Inspection by the Project Manager

The Contractor shall make available technicians and such labour, materials and safety equipment as the Project Manager may require for inspections and survey work in connection with the Works. The Contractor shall provide all necessary tackle, test equipment, access, labour, staff and any other thing the Project Manager may reasonably require in order that he may safely, conveniently and quickly carry out such inspections as he deems necessary at anytime during the execution of the Works and during the Defects Liability Period. The Project Manager, his representative and assistants, shall not inspect any area of the Works where they deem the safety provision to be inadequate and the Contractor shall undertake any work required by the Project Manager in order to make it safe.

1.25. Inspections by the Project Manager during Defects Liability Period

The Project Manager will give the Contractor due notice of his intention to carry out any inspections during the Defects Liability Period and the Contractor shall thereupon arrange for a responsible representative to be present at the times and dates named by the Project Manager. This representative shall render all necessary assistance and shall record all matters and things to which his attention is directed by the Project Manager.

1.26. Protective Clothing and Safety Equipment

The Contractor shall provide for the Project Manager, his Representative and assistants any additional protective clothing and safety equipment necessary for the proper discharge of their duties on the Site. The Contractor shall provide any necessary protective clothing and safety equipment for the use of authorized visitors to the site including the Employer and his staff and representatives and those of any relevant authority who have reason to visit the Site.

1.27. Notice Boards

The Contractor shall provide and erect sign boards at the Sites where works are being executed, giving information to the public on the Project and the Employer and further details as will be prescribed by the Employer. The location of the sign boards at the sites will be indicated by the Project Manager. The Contractor shall maintain, alter, move or adapt the sign boards from time to time as may be instructed by the Project Manager. The display of any named Sub-contractors or any other information associated with the Works shall be to the approval of the Project Manager.

1.28. Language of Correspondence and Records

All communications from the Contractor to the Project Manager shall be in the English language. All books, timesheets, records, notes, drawings, documents, specifications and manufacturers’ literature shall be in the English language. If any of the aforementioned is in another language a certified translation in English shall be submitted to the Project Manager.

1.29. Standards and Regulations

Each and every part of the Works shall be designed, constructed, manufactured, tested and installed in accordance with an internationally recognized standard, Code of Practice, or Regulation applicable to that part of the Works.

Such standards and codes shall include:

- a) British Standard Specification last published.
- b) International Electromechanical Commission, where available (IEC).
- c) International Organization for Standardization (ISO).

The Contractor shall provide and keep permanently on site copies of such standards as may be directed by the Project Manager and shall make them available to the Project Manager as required.

1.30. Equivalency of Standards and Codes

Wherever reference is made in the Contract, including Specifications, Drawings and Bill of Quantities, to specific standards and codes to be met by the goods and materials to be furnished, and work performed or tested, the provisions of the latest current edition or revision of the relevant standards and codes in effect shall apply, unless otherwise stated in the Contract. Where such standards and codes are national, or relate to a particular country or region, other authoritative standards that ensure a substantially equal or higher quality than the standards and codes specified will be accepted subject to the Project Manager’s prior review and written consent. In the event the Project Manager determines that such proposed deviations do not ensure substantially equal or higher quality, the Contractor shall comply with the standards specified in the Contract.

1.31. Quality Control

The Contractor shall be responsible for his own quality control and shall provide sufficient competent personnel for supervising the Works, taking and preparing samples and for carrying out all necessary tests.

1.32. Units

The International System of (metric) Units as set out in ASTM E380 shall be used throughout the Contract except where otherwise provided.

1.33. Inspection and Testing during Manufacture

The performance of each item of Plant or Pipe shall be tested in accordance with the Specification to the requirements of the Project Manager. Test certificates in triplicate shall be submitted by the Contractor to the Project Manager within 2 weeks of the date of the tests. Type tests are not acceptable. Test certificates shall be supplied for tests carried out on the actual Plant being supplied.

Plant shall not be dispatched from the manufacturer’s works until it has passed the specified tests and approval been given by the Project Manager.

The Project Manager shall at his discretion witness tests of individual items of Plant at the manufacturer’s works. The Project Manager shall be given three weeks notice in writing before such tests are to take place.

The acceptance by the Project Manager of any item of Plant or equipment after testing at the manufacturer's works shall in no way relieve the Contractor of his responsibility for the correct performance.

Section 2 - Earthworks, Backfilling and Restoration

2.1 Conditions of Site

Before carrying out work on any Site, the Site shall be inspected by the Contractor in conjunction with the Project Manager to establish its general condition which shall be agreed and recorded in writing and by means of digital photography.

Details recorded shall include the location of all boundary and survey beacons, the condition of buildings, surface, terracing (if any), ditches, watercourses, roads, tracks, fences and other information relating to the Site and elsewhere which may be affected by the works.

In the case of way leaves for pipelines the boundaries of the way leave will be defined by the Employer and the contractor shall where directed provide erect and maintain in position, from commencement to the final completion of the Works, in every section substantial timber stake or similar approved markers not less than 1.5 m high indicating the position of the boundary at 100m or other such intervals as the Project Manager may direct. In the event of any boundary or survey mark established for the purpose of land title being disturbed or displaced the Contractor shall forthwith replace the beacon. Where necessary the Contractor shall employ the services of an approved licensed surveyor for the purpose of setting out boundaries.

2.2 Site Clearance and Topsoil Removal

Site clearance shall be carried out over the areas to be occupied by the Permanent Works before beginning excavation or filling or other work, and shall include the clearance of all trees, stumps, bushes and other vegetation and the removal of all boulders between 0.01 and 0.2m³ volumes. Boulders located within 1m of any pipe centreline shall be removed where directed by the Project Manager.

Before beginning clearance in any area, the Contractor shall give seven days written notice of his intention to the Project Manager who will determine the extent and limits of such clearance.

Topsoil shall mean the surface layer of soil which by its humus content supports vegetation and is unsuitable, as a formation to roads and concrete structures or as a backfill or bedding material. The extent and depth of topsoil that needs removal shall be agreed with the Project Manager. Topsoil shall be set aside for re-use or disposal as directed by the Project Manager.

Trees to be removed shall be uprooted or cut down as near to the ground level as possible. Bushes, undergrowth, small trees stumps and tree roots shall, where directed by the Project Manager, be grubbed out. All holes left by the stumps or roots shall be backfilled with suitable material in a manner approved by the Project Manager.

The Project Manager may require that individual trees, shrubs and hedges are preserved; the Contractor shall take all necessary precautions to prevent their damage.

In the case of wayleaves for pipelines and the like, the Contractor shall preserve as far as practicable all grass and other vegetation outside the limits of trenches and permanent works and shall not necessarily destroy crops or any vegetation whose removal would not be essential to his operations.

2.3 Erosion

The Contractor shall take care at all times to prevent erosion on every site and elsewhere on land which may be affected by his operations and the Project Manager may impose such reasonable limitations and restrictions

upon the method of clearance and upon the timing and season of the year when clearance is carried out as the circumstances warrant.

2.4 Ground Levels

Before commencement of any earthworks or demolition the sites shall be surveyed, as necessary, in conjunction with the Project Manager to establish existing ground levels. These agreed ground levels shall form the basis for the calculation of any subsequent excavation and filling.

2.5 Trial Holes

The Contractor shall excavate refill and restore in advance of his programme such trial holes as he may require for determining the nature of the subsoil and the location of existing underground services and obstructions.

2.6 Excavation Generally

Excavations shall be made in open cutting unless tunnelling or heading is specified or approved by the Project Manager and shall be taken out as nearly as possible to exact dimensions and levels so that minimum of infilling will afterwards be necessary. The Contractor shall ensure the stability and safety of excavations and shall take all measures necessary to ensure that no collapse or subsidence occurs.

Except where described in the Contract or permitted under the Contract excavation shall not be battered. The sides of all excavations shall be kept true and shall where necessary be adequately supported by means of timber, steel or other type struts, walling, poling boards, sheeting, bracing and the like.

Excavations shall be kept free from water and it shall be the Contractor's responsibility to construct and maintain temporary diversion and drainage works and to carry out pumping and to take all measures necessary to comply with this requirement.

In the event of soft or otherwise unsuitable ground being encountered at formation level or if the formation is damaged or allowed to deteriorate the Contractor shall forthwith inform the Project Manager, shall excavate to such extra depth and refill with compacted granular or other approved fill or C15 concrete (minimum compressor strength 15N/mm²) as the Project Manager may require. With respect to the side face of any excavation against which concrete or other work will be in contact the Project Manager may require that the net dimensions of the work be increased.

The Contractor shall be responsible for the disposal of Surplus excavated material off site, which shall be to a location approved by the Project Manager. No excavated material suitable for re-use shall be removed without the approval of the Project Manager.

The Contractor shall not deposit excavated materials on public or private land except where directed by the Project Manager or with the consent in writing of the relevant authority or of the owner or responsible representative of the owner of such land and only then in those places and under such conditions as the relevant authority, owner or responsible representative may prescribe.

2.7 Excavation in Excess

If any part of any excavation is in error excavated deeper and/or wider than is required the extra depth and/or width shall be filled with Grade C15P concrete or compacted granular or other approved fill to the original formation level and/or dimensions as the Project Manager directs.

In pipe trenches where the pipe is not bedded on or surrounded with concrete, excess excavation shall be filled with compacted granular material. Excess excavation in rock trenches shall be filled with concrete (15N/mm² compressive strength) up to 150mm below the pipe invert.

2.8 Mechanical Excavation

Mechanical excavation shall be employed only if the subsoil is suitable and only in such manner which will allow adequate support of the excavations. The Contractor shall ensure that there are no pipes, cables, mains or other services or property which may be disturbed or damaged by its use.

2.9 Excavation for Pipelaying

The width of trench excavation shall be the minimum required for efficient working after allowance has been made for any timbering and strutting, and shall not exceed the widths described in the Contract. At any one spread the maximum length of open trench shall not, without the prior approval of the Project Manager, exceed 100 metres.

Trenches in rock for pipes up to 100mm bore shall be excavated to provide a minimum clearance of 100 mm around the outside of the pipe and joints. For pipes exceeding 100mm bore the minimum clearance shall be increased to 150mm.

Where the trench is in rock or rocky ground the Contractor shall excavate the pipe trench to a depth of 150mm below the invert of the pipe and refill with compacted granular fill.

The materials for re-use excavated from trenches shall be stockpiled at the sides of the trench except where this would obstruct any road or footpath and prevent the passage of traffic or pedestrians. In such cases the Contractor shall excavate the trench in such lengths and stockpile the excavated materials at such places as the Project Manager may require.

Where excavation for pipe laying is carried out behind thrust blocks on existing pipelines the Contractor shall provide adequate support arrangements to transfer thrusts to the surrounding ground.

2.10 Headings

Excavation for pipes in heading shall be carried out to the approval of the Project Manager and to dimensions which will permit a proper inspection to be made. The heading shall be properly and securely timbered. The pipe shall be laid on a minimum thickness of 150mm of concrete. After the pipe has been laid, jointed and tested the heading shall be filled in short lengths not exceeding 1 metre with Grade C15P concrete or as directed. The heading shall be completely filled with concrete and hard filling shall then be rammed into the concrete at the crown of the heading.

Special precautions shall be taken to prevent a slump in the concrete and to ensure that no slips or falls of the heading or in the ground above or in the shafts can take place.

2.11 Excavation for Foundations of Structures

The Contractor shall give sufficient notice to the Project Manager to enable him to inspect and approve foundations in advance of placement of the permanent works. The Project Manager may withdraw his approval if work is not commenced within 48 hours or the formation is subsequently allowed to deteriorate.

If the Project Manager directs a bottom layer of excavation of not less than 75mm thickness shall be left undisturbed and subsequently taken out by hand immediately before concrete or other work is placed.

Formations which are to receive concrete blinding or a drainage layer shall be covered with such blinding or

layer immediately the excavation has been completed, inspected and approved by the Project Manager.

Surfaces against which permanent works are to be placed shall be kept free of oil, water, mud or any material.

No concrete or other materials shall be placed until formations have been approved. Adequate notice shall be given to the Project Manager to enable him to examine the formation.

2.12 Rock Surfaces under Concrete Structures

2.12.1 Concrete Placed Directly on Rock

Rock under concrete structures shall be prepared by picking, barring and wedging or other methods which will leave the rock in as sound a condition as may reasonably be expected according to the rock quality.

Rock surfaces shall be thoroughly cleaned by compressed air and water jet or such means as the Project Manager may direct before concrete is placed.

2.12.2 Concrete Placed on Capping Layer

Where instructed the rock excavation shall be taken down to a depth of 1.0m below the underside of the structure and the excavation backfilled with capping materials to the required formation level. Capping material shall be granular material. The material shall be compacted in 150mm layers to achieve a density of not less than 95% maximum dry density at optimum moisture content + 5% to 2% as determined by the BS heavy compaction tests to BS 1377.

2.13 Explosives

The Contractor shall at all times take every possible precaution and comply with the Explosives Laws of Kenya and regulations relating to the handling, transportation, storage and use of explosives and shall at all times when engaged in blasting operations post sufficient warning flagmen to the full satisfaction of the Project Manager's Representative.

The Contractor shall also provide a special proper store for explosives in accordance with local regulations and shall provide experienced men with valid blasting licences, for handling explosives to the satisfaction of the Project Manager and the authorities concerned.

The Contractor shall at all times make full liaison with and inform well in advance and obtain such supervision and permission as is required from the Police and all Government Authorities, public bodies and private parties whosoever concerned or affected by blasting operations.

Blasting shall only be carried out on those sections of the Works for which permission in writing shall have been given by the Project Manager and the relevant authorities and shall be restricted to such hours and conditions as may be prescribed. Blasting within 10 metres of existing water mains will not be permitted.

Blasting shall be carried out so as not to weaken existing structures or the foundations or ground adjacent to the existing and proposed works. The Contractor shall take all necessary precautions to prevent loss, injury or accident to persons or property and shall be entirely liable for any accident or damage that may result from the use of explosives.

The Contractor shall submit to the Project Manager for his approval a method statement including details of the intended drilling patterns, depths of holes, the amounts of explosives at each location and the method or

sequence of setting off that he proposes to use.

2.14 Excavated Materials Suitable for Re-use

In so far as they are suitable and comply with the Specification, materials arising from excavations shall be re-used in the Works.

During excavation, the Contractor shall ensure that all material suitable for re-use are kept separate and set aside and protected as necessary to prevent loss or deterioration.

The materials forming the surface and foundations of roads, road verges, tracks and footways shall when excavated, and if required for further use, be carefully separated. All hard materials shall be kept free from soil or other excavated materials.

During excavation of pipe trenches the Contractor shall ensure that all granular or other approved material suitable for filling around and over pipes shall be kept separate and re-used for this purpose.

Paving slabs, bricks and similar surfaces shall be carefully removed and stacked. Prior to the commencement of excavation the number of badly broken and unsuitable paving slabs, bricks etc. on the line of the excavations shall be agreed with the Project Manager.

In verges and other grass surfaces the grass and top soil shall be stripped and separately stacked.

2.15 Backfilling of Excavations

Backfilling shall be thoroughly compacted in layers not exceeding 150mm compacted thickness and by means which will not damage the Works.

Backfilling of reinforced concrete structures shall be with suitable material approved by the Project Manager.

“Granular material” as backfill is defined as unconsolidated quarry dust, gravel, sand or similar in which the clay or silt content is not predominant. The use of angular crushed stone shall not be permitted.

2.16 Pipe Beddings

Unless otherwise specified granular material for beddings shall consist of aggregate to BS EN 12620 and shall conform to the following grading.

Pipe Nominal Diameter (mm)	Max Size (mm)	Grading (mm)
<50	sand	N/A
50	10	10 single-size
80	10	10 single-size
100	10	10 single-size
150	15	10 or 14 single-size or 14 to 5 graded
200 to 500	20	10, 14 or 20 single-sized or 14 to 5 graded or 20 to 5 graded
<500	40	10, 14 20 or single-size crushed rock or 14 to 5 graded

or 20 to 5 graded
or 40 to 5 graded

Granular bedding material where specified shall have a Compaction Fraction not greater than 0.3 as ascertained by the test method described below.

Aggregates for flexible pipes shall consist of sub-rounded or rounded material which will not cause damage to or penetrate the pipe material.

Sand bedding material shall consist of approved local sand which material shall have a Compaction Fraction ascertained by the test method described below of not greater than 0.3.
Class A bedding shall consist of Grade C15P concrete bed and surround.

Class A1 bedding shall comprise a 120 degrees cradle of Grade C15P insitu un-reinforced concrete under the pipe with selected backfill material to a depth of 300mm above the crown of the pipe.

Class B bedding shall comprise a 180 degrees bed of single-size granular material in accordance with the above table, with selected backfill material to a depth of 300mm above the crown of the pipe.

Class S bedding shall comprise a complete surround of granular material in accordance with the above table to a depth of 150mm above the crown of the pipe.

Class D bedding shall comprise a hand-trimmed natural bottom to the trench with selected backfill material placed around and over the pipe to a depth of 300mm above the crown of the pipe.

Granular bedding and selected backfill material, placed around and to a thickness of 300mm above the crown of the pipes shall be placed simultaneously on both sides of the pipe in layers not exceeding 150mm thickness and compacted by the use of hand rammers taking particular care to compact the material under barrel of the pipe and around joints.

In trenches where there is a continuous accumulation of groundwater, the trench shall after obtaining the approval of the Project Manager, be over-excavated by 150mm and shall be backfilled using compacted granular material in accordance with the above table.

If the quantity of suitable material which can be obtained from the excavations is insufficient, the Contractor shall either screen the excavated material or transport suitable material from other excavated or borrow pits on the Site. In cases where insufficient material exists on the Site, the Contractor shall import suitable material after obtaining the written approval of the Project Manager.

2.17 Compaction Fraction Test

2.17.1 Apparatus required:

- 1) Open-ended cylinder 250 mm long and 150mm \pm 5mm internal diameter (150mm diameter pipe is suitable);
- 2) Metal hammer with striking face 38 mm diameter and weighing 1 kg.
- 3) Rule.

2.17.2 Method

Obtain a representative sample, more than sufficient to fill the cylinder (viz. about 10kg). It is important that

the moisture content of the sample should not differ from that of the main body of material at the time of its use in the trench.

Place the cylinder on a firm flat surface and gently pour the sample material into it, loosely and without tamping. Strike off the top surface level with the top of the cylinder and remove all surplus material. Lift the cylinder up clear of its contents and place on a fresh area of flat surface. Place about one quarter of the material back in the cylinder and tamp vigorously until no further compaction can be obtained. Repeat with the second quarter, tamping as before, and so on for the third and fourth quarters, tamping the final surface as level as possible.

Measure down from the top of the cylinder to the surface of the compacted material. This distance in millimetres divided by the height of the cylinder (250mm) is the Compaction Fraction of the material under test.

To obtain a representative sample about 50kg of the proposed material should be heaped on a clear surface and divided with the spade down the middle into two halves. One of these should then be similarly divided, and so on until the required weight sample is left.

2.18 Selected Backfill Material

Backfill in contact with the pipes shall be selected material and shall not contain large stones, rocks, tree roots or similar objects which through impact or by concentrating imposed loads might damage the pipes. The material shall be capable of being compacted without the use of heavy rammers and should be free of clay lumps or other material larger than 75mm or stones larger than the maximum particle size specified for pipe bedding.

2.19 Backfilling of Pipe Trenches

The trench above pipe bedding level (300mm above the crown of the pipe) shall be filled with the approved back fill material obtained from the trench excavations, free from clay lumps, boulders and rock fragments larger than 150mm.

If the quantity of material which can be obtained from the pipe trench excavation is insufficient, the Contractor shall either screen the excavated material or transport suitable material from other excavations or borrow pits on the Site. In cases where insufficient material exists on the Site, the Contractor shall import suitable material after obtaining the written approval of the Project Manager.

The material shall be placed in layers not exceeding 150mm thickness and compacted by the use of rammers to achieve a density of not less than 95% maximum density at optimum moisture content +5% to -2% as determined by the BS Heavy Compaction Test to BS 1377.

For trenches in fields and open areas where agreed by the Project Manager the trench backfill shall be compacted to obtain a density of not less than 85% maximum dry density at optimum moisture content +5% to -2% as determined by the BS Heavy Compaction Test to BS 1377.

The density of the compacted fill shall be determined by the Contractor using the “sand replacement” method as directed by the Project Manager.

Before backfilling trenches the Contractor shall obtain approval from the Project Manager of the methods he proposes to use and shall demonstrate by means of tests that the specified compaction can be achieved. The method of compaction shall at all times be to the approval of the Project Manager.

Where ground water conditions are such that the bedding material would be likely to act as a carrier for ground water from higher or lower ground, the Project Manager may instruct flow barriers of suitable selected earth or concrete to be inserted in lieu of bedding material. Such barriers to be erected at reasonable intervals close to flexible joints in the pipe.

2.20 Making Good Subsidence after Backfilling

Backfilling, whether in foundations or in pipe trenches, shall be thoroughly compacted by ramming and any subsidence due to consolidation shall be made up with extra compacted material.

Should subsidence occur after any surface reinstatement has been completed the surface reinstatement shall first be removed, the hollows made up, and then the surface reinstatement re-laid.

Any subsidence that occurs adjacent to the Site of the Works which is attributable to the Contractor's activities shall be reinstated to the full satisfaction of the Project Manager.

2.21 Removal of Timbering from Excavations

Timbering shall be removed from the excavations before or during the process of backfilling except in so far as this removal of timber would be likely to cause damage to adjacent property, structures or structure foundations in which event the Contractor shall leave in the excavation such timbering as he considers necessary or as may be ordered by the Project Manager.

2.22 Reinstatement of Surfaces

All surfaces whether public or private that are affected by the Works shall be reinstated temporarily in the first instance and when the ground has consolidated fully the Contractor shall reinstate the surfaces permanently.

Temporary reinstatement and permanent reinstatement of all surfaces, affected by the operations of the Contractor shall be carried out and maintained to the satisfaction of the Project Manager and the responsible authority or owner.

Temporary reinstatement shall be carried out immediately the trenches are backfilled. Permanent reinstatement shall not be carried out until the ground has consolidated completely. The Contractor shall inform the Project Manager before carrying out this work. In the event of further settlement occurring after completion of the permanent reinstatement the Contractor shall forthwith make good the reinstatement to the approval of the Project Manager or responsible authority.

For the purpose of temporary and permanent reinstatement in bitumen and surfaced roads the surface width of trenches shall be increased by 150mm on each side of the trench for a depth of 75mm to provide a solid abutment for the surfacing material.

Reinstatement of surfaced roads shall be carried out to the approval of the relevant authority.

The responsible authority shall have the right to carry out permanent reinstatement at the Contractor's expense. Trenches in open ground shall be reinstated to the condition in which the ground was before excavation was commenced. The final surface of the trench shall be flush with the surrounding ground.

In verges and other grass surfaces and after the backfilling had been thoroughly consolidated the topsoil shall be re-laid rolled and planted with grass or other vegetation as directed by the Project Manager as may be necessary and watered until the grass has become well established. Should the planting fail it shall be replanted as required until satisfactory growth is obtained. If at any time any reinstatement deteriorates the Contractor shall restore it to a proper condition immediately.

Should the Contractor not remedy the defect to the Project Manager's satisfaction forthwith any remedial work considered necessary may be undertaken by the Employer and/or the responsible authority at the Contractor's expense.

All trees, shrubs and plants shall be carefully transplanted and shall be returned to their original location after the refilling of the excavations. Return of old or mature trees may be waived in cases where the age of the tree makes return impracticable, and approved tree seedlings shall be planted in their place. Topsoil shall be carefully set aside and replaced at the surface of the backfilling.

The trenches shall be refilled and rammed solid as specified in the Contract and shall not be topped up above the original surface level to allow settlement.

If any trench becomes dangerous the Project Manager may call upon the Contractor for its reinstatement at three hours' notice and failing this to have the work done by others at the Contractor's expense.

In the case of footpaths the trench shall be refilled and rammed as specified to within 125mm of the surface. A foundation layer of 100mm compacted thickness of approved crushed limestone shall then be laid and compacted. The surface shall be cleaned and primed and the footpath surfacing shall be temporarily reinstated with 25mm compacted thickness of 14 mm nominal size dense wearing course macadam laid and compacted so as to achieve a dense, smooth and even course surface using a roller of 750 to 3000kg mass. Any kerbs shall be reinstated to their original condition.

The trench surface shall be thus maintained until the end of the Period of Maintenance or permanent reinstatement is ordered by the Project Manager. Where permanent reinstatement is ordered by the Project Manager the temporary surface and part of the foundation shall be removed to 50mm depth to permit the construction of a tiled or paved surface to match the original surface. An approved tiled or paved surface shall then be laid and bedded on sand or mortar to an even finish.

2.23 Safety of Excavations in Roads

Where the surface of the road (other than that which lies immediately above the trench) is damaged either by the concentration of traffic caused by an open trench, by subsidence or other causes arising from the operations of the Contractor, he shall permanently reinstate the whole of the surface so damaged to its original condition. The Contractor shall ensure that trenches and reinstatement are maintained in a safe condition and shall take immediate action to remedy any deterioration which renders the works unsafe. If in the opinion of the Project Manager any excavation or reinstatement is in a dangerous condition the Contractor shall immediately remedy the defect. Should the Contractor fail to carry out the reinstatement promptly the work any be carried out by others at the Contractor's expense.

2.24 Temporary Reinstatement of Asphalted Roads

In all asphalted or bitumen sprayed roads the trenches shall be refilled and compacted to the underside of the original road surface. A sub-base layer shall then be laid consisting of approved free drainage granular material conforming to the following grading limits:

100% by weight passing 50mm sieve
75-95 by weight passing 25.4mm sieve
40-75 by weight passing 9.51mm sieve
30-60 by weight passing 4.75mm sieve
20-45 by weight passing 2.0mm sieve
15-30 by weight passing 425mm sieve
5-15 by weight passing 72mm sieve.

A base layer shall then be laid consisting of approved crushed limestone material conforming to the following grading limits.

100%	by weight	passing 50mm sieve
60% - 80%	by weight	passing 20mm sieve
25% - 40%	by weight	passing 5mm sieve

The materials shall have a plasticity index of not exceeding 6%. The materials forming the sub-base and foundation shall be laid in layers, brought to optimum moisture content and compacted to 95% of the maximum dry density as determined by Part 4 Clauses 3.3/3.4 BS 1377:1990.

Prior to application of the temporary reinstatement the surface of the road foundation shall be cleared of all dust, debris and other deleterious matter and shall then be primed with one application of prime coat MC-70 or similar approved. All joints with adjacent road surfacing shall be cut straight and vertical and primed.

The road surfacing shall be temporarily reinstated with 25mm finished thickness of asphaltic concrete. The asphaltic concrete shall be laid and compacted so as to achieve a dense smooth and even surface using a roller of not less than 12 tonne mass.

The surface shall be maintained until the end of the period of Maintenance or until instructions are given for the permanent reinstatement to be carried out. The surface shall not be topped up above the original surface level to allow for settlement.

2.25 Temporary Reinstatement of Unmade Roads

In all unmade roads the trenches shall be refilled and compacted as specified in the Contract to within 150mm of the surface.

The trench shall be surfaced with 150mm compacted thickness of base layer material as specified above.

The surface shall be maintained until the end of the Period of Maintenance and shall not be topped up above the level of the original surface to allow for settlement.

2.26 Permanent Reinstatement of Asphaltic Roads

Where instructions are given that permanent reinstatement is to be carried out then the temporary asphaltic concrete surface and part of the foundation layer shall be removed to a minimum depth of 200mm and the surface of the foundation shall be rolled, all dust and debris removed, joints cut straight and vertical.

The permanent reinstatement shall comprise crushed limestone material to a total compacted thickness of 150mm and the wearing course 50mm compacted thickness of 14 mm nominal size dense wearing course asphaltic concrete. The laying and finishing of the coated macadam shall be carried out so as to achieve a dense, smooth and even surface using a roller of not less than 12 tonnes mass.

2.27 Forming Banks and Filled Areas

The filling to be used in the embankments and filled areas shall be material selected from that arising from surplus excavation (unless otherwise defined in the Particular Specification), the material being placed according to its nature as shall be directed by the Project Manager. The fill shall be placed in layers not exceeding 150mm thick, each layer being thoroughly compacted by an approved roller to the satisfaction of the Project Manager.

2.28 Restoration of Borrow Areas, Spoil Tips and Quarries

Any spoil tips, quarries or other borrow area developed by the Contractor for the purpose of the Works shall be finished to safe and fair slopes to the approval of the Project Manager.

2.29 Top-soiling and grassing

Where required surfaces shall be soiled with fine sifted soil or silt not less than 100 mm compacted thickness which shall be raked and brought to a fine tilth.

Surfaces required to be grassed shall be planted with approved local grass at a spacing of 200mm x 200mm. The grassed area shall be replanted if the first or subsequent operation is unfruitful or if for any reason the grass is destroyed. Grassed areas shall be watered and attended until the grass has become well established.

The soiling and planting of the grass in slopes shall be carried out immediately the slope is formed and the grass shall be kept weeded and cut until the work is accepted at the time of the Certificate of Completion.

The Contractor shall supply attendance during the Defects Liability Period to ensure that all planted grass is kept weeded and cut, and if necessary watered.

2.30 Free Draining Fill

Free draining fill for use as backing to wall shall consist of sound hard stone or broken rock or concrete derived from demolition of structures. The particles shall be roughly cubiform and shall be between 75mm and 25mm in size. All smaller particles, Dust, rubbish and organic matter shall be excluded.

2.31 Hardcore

Hardcore shall consist of sound hard stone or broken rock or concrete derived from excavations or demolition of structures and shall be graded from 150mm to 50mm in size, except that sufficient but not excessive blinding materials of smaller sizes may be permitted at the discretion of the Project Manager.

Section 3. Concrete Works – General

3.1 Scope

This Specification applies to structural concrete in small structures such as manholes, chambers and superstructure elements of small building works. This specification also applies to concrete in thrust blocks, blinding, supports, fill etc

3.2 Concrete

3.2.1 Classes

This Specification includes 4 grades of concrete

Grade C15

Grade C20

Grade C25

Grade C30

The grade refers to the 28 day characteristic strength in N/mm²

3.2.2 Composition

The concrete composition shall generally conform to the requirements of the prescribed mix design, as set out in BS 5328 Tables 1 and 2. Small quantities of concrete may with the approval of the Project Manager be batched in accordance with the Table 3.1 of Nominal Mixes

Table 3.1 Nominal Mixes

Grade of concrete	Approx. volume of Aggregate m ³ per m ³ of concrete		Approx. cement per m ³ finished concrete in bags (each 50 kg)	Remarks
	Fine	Coarse		
C15	0.450	0.900	5	Aggregate max. size to be 20 mm. Fine aggregate to Zone M of BS 882 Water not to exceed 28 litres per 50kg of Cement
C20	0.400	0.875	6	
C25	0.375	0.825	8	
C30	0.350	0.725	11	

3.2.3 Structural Concrete

Structural concrete shall be Grade C20, C25 or C30, as shown on the drawings. The cement content shall not be less than 320 kg per cubic metre and the water/cement ratio shall not exceed 0.55 (27.5 litres per 50 kg of cement). The slump shall be 50 mm +/- 15mm when tested to BS 1881.

Unless otherwise approved by the Project Manager, the fine aggregate shall comply with Zone M or Zone F of BS 882. Coarse aggregate shall be 20 mm max size. The proportions of the mix shall be approximately as shown in the Tables 1 and 2 of BS 5328 but these proportions may be varied to obtain the specified strength requirements. Admixtures may not be used in ordinary structural concrete. A trial mix of the concrete to be used shall be made in the presence of the Project Manager's Representative sufficiently in advance of the commencement of concreting to permit the 28 day compression test result of the cubes taken from the mix to be approved by the Project Manager's Representatives. 28 day compression cube tests shall be carried out taking one sample for each 20 m³ of concrete placed with a minimum of one sample per day. Three cubes are to be cast from each sample. If more than 5% of test results fall below the specified characteristic strength when

tested to BS 1881, adjustments to the mix shall be made in order to obtain the strength required and the Project Manager may require concrete already placed to be made good as described in this Specification.

3.2.4 Cement

Cement for normal concrete shall be Ordinary Portland or Rapid Hardening cement to BS 12 or shall be CEMI-32.5, CEMII-32.5 or CEMIV-32.5 or higher strength grade in accordance with Kenya Standard KS 1725 Part 1 and Part 2. Cement for sulphate resisting concrete shall be sulphate resisting cement to BS 4027. Cement which is not fresh and dry before mixing shall not be used in the Works.

3.2.5 Water

Water shall be potable

3.2.6 Aggregates

Fine aggregate shall be clean natural sand. Coarse aggregate shall be crushed stone, washed gravel or other inert granular material as approved by the Project Manager.

All aggregates shall comply with the requirements of BS 882 and grading curves shall be provided for all aggregates used.

3.3 Reinforcement

Reinforcement shall comply with BS 4449 and shall be bent in accordance with BS 4466. Fabric reinforcement shall be made from cold-drawn high tensile steel and shall comply with BS 4483. Reinforcement which is rusted shall be wire brushed before use to remove mill scale.

3.4 Formwork

3.4.1 Requirements

Formwork shall be accurately formed and shall be of sufficient strength and rigidity as to carry the weights and pressures of the concrete without deformation. It shall be tight so as to avoid the loss of grout and shall be clean and free from damage.

"Rough Finish Formwork" shall consist of sawn boards or sheet metal panels and shall only be used where specified in the Bill to produce a rough finish.

"Fair Finish Formwork" shall produce a high standard of finish. Where not otherwise specified in the Bill of Quantities this formwork shall be used throughout the Works. It shall consist of wrought timber boarding 40 mm thick tongued and grooved, or framed plywood, and arranged in a uniform pattern.

3.4.2 Striking and Removal of Formwork

Striking of formwork shall be carried out having regard for the climatic conditions prevailing, and shall be 'undertaken at the sole risk of the Contractor. Where premature removal of formwork takes place and deformation is apparent, with or without distress in the concrete, the work shall be made good as described in this Specification. The following striking' times are included as a guide for normal conditions and shall be treated as a minimum requirement:

Suspended Slabs	(props left under)	5 days
Ditto	(props removed)	10 days
Beam soffits	(props left under)	9 days
Ditto	(props removed)	19 days

Sides of beams, walls and columns

1 day

All exposed concrete arrises are to have 20mm x 20mm chamfer unless otherwise shown on the drawings.

3.5 Concreting

3.5.1 Requirements

The finished concrete shall be dense durable and free from cracks and honeycombing.

3.5.2 Mixing, Transporting and Placing

All concrete shall be made in a mechanical mixer. Concrete shall be placed within 30 minutes of completing the mixing or agitation. Mixing may be continued in the mixer or agitator up to a maximum period of 90 minutes and for not less than the period required to achieve an even consistency of the mix. All concrete shall be compacted by a mechanical vibrator and a slump test shall be carried out on each batch mixed, unless otherwise approved by the Project Manager's Representative.

3.5.3 Concreting in difficult weather conditions

Concreting during hot or cold weather conditions shall comply with the established requirements of good practice. During wet weather adequate covering shall be provided to both materials and concrete.

3.5.4 Curing

All concrete shall be properly cured for 7 days, by wetting or by use of an approved curing membrane.

3.5.5 Finishes to Concrete

All exposed faces of concrete shall be hard, smooth and free from honeycombing and other blemishes. All projections shall be rubbed down with carborundum stone. The normal finish to slabs and screeds, unless otherwise specified, shall be formed by wood floating the accurately levelled or screeded surface.

3.5.6 Making Good

Any section of the work which, in the opinion of the Project Manager, does not conform to the requirements or clear intent of this Specification, or to the requirements of established good practice, shall be made good or removed and replaced as directed by the Project Manager at the expense of the Contractor.

3.6 Ready Mixed Concrete

Ready mixed concrete shall comply with the requirements of this Specification and to those other requirements of BS 5328 which do not conflict with the Specification.

3.7 Granolithic Concrete

Granolithic concrete shall conform to the recommendations laid down in the "Specification for Granolithic floor toppings laid on in-situ concrete" as published by the Cement and Concrete Association with special reference to monolithic construction.

3.8 Concrete Benching

Concrete benching shall consist of structural concrete, as herein specified, placed to a low workability and finished while still green with 50 mm Grade C25 fine concrete using a maximum aggregate size of 10 mm and steel trowelled to a smooth dense finish to the concrete contours.

3.9 Precast Concrete Units

3.9.1 Requirements

Precast concrete units, unless otherwise stated, shall be obtained from an approved manufacturer and shall be

true to dimension and shape with true arrisses and with perfectly smooth exposed faces free from surface blemishes, air holes, crazing and other defects, whether developed before or after building-in. They shall comply with the appropriate BS. In addition, the following requirements particular to the various units shall be complied with:

3.9.2 Kerbs

Precast concrete kerb shall conform to BS 340, except that coarse aggregate shall conform to BS 882. Fine aggregate shall consist of sand resulting from the natural disintegration of rock. Approved air-entraining agents may be permitted to be used providing those approved adjustments are made to the mix with regard to water and fine aggregate proportions. In such cases the moisture absorption limits set out in BS 340 may be neglected subject to the concrete satisfying an approved freeze-thaw test based on thirty cycles of exposure.

3.9.3 Flags

Flags shall conform to BS 368

3.9.4 Other Blocks

Blocks used for building work shall conform to BS 6073/2028.

Section 4 Pipelines, Pipework

Section 4A. Materials

4.1 General

4.1.1 Equivalency of Goods, Materials and Plant

Wherever reference is made in the Contract, including Specifications, Drawings and Bill of Quantities, to specified manufacturers or suppliers for the supply of goods, materials and plant for the Works, goods, materials and plant from alternative manufacturers and suppliers will be permitted, unless otherwise expressly stated in the Contract, providing these other goods, materials and plant are substantially equal or of a higher quality than those of the specified manufacturer or supplier and are approved in writing by the Project Manager. Differences between the specified goods, materials or plant and the proposed alternative shall be described in writing by the Contractor and submitted to the Project Manager, together with such manufacturers or supplier’s technical literature and samples as the Project Manager may reasonably require. At least 28 days prior to the date when the Contractor desires the Project Manager’s consent. In the event the Project Manager determines that such proposed alternative goods, materials or plant do not ensure substantially equal or higher quality, the Contractor shall obtain the goods, materials or plant from the manufacturer or supplier specified in the Contract.

4.1.2 Materials

Any material which will come into contact with potable water or water to be used for potable supply shall comply with the UK regulations on the use of materials for potable water supply. Water Supply (Water Quality) Regulations 1989 and 15th Statement of the Department of Environment Committee on Chemical and Materials of Construction for use in public water supplies and swimming pools, published by the Department of the Environment, UK or national standards adopted for use in Kenya.

4.1.3 Approval

As soon as possible after commencement of the Contract, the Contractor shall submit to the Project Manager for his approval a list of his proposed suppliers, sources of materials and proposed standards. No materials, plant or equipment shall be procured for the Contract without first obtaining the Project Manager’s approval. Samples of materials shall be submitted to the Project Manager for approval as required by the Project Manager. Materials subsequently supplied shall conform to the quality of the samples which have been approved by the Project Manager. No standards, method of manufacture or specification shall be changed without the approval of the Project Manager. Where possible, plant shall be supplied to the same standards or to compatible standards.

The Contractor shall provide secure storage for all samples submitted to the Project Manager.

4.1.4 Dimensions

Plant and materials shall be supplied to the general arrangements and dimension, or to suit the dimensions, shown on the Drawings or otherwise indicated in the Contract. Where no such dimensions are shown the Contractor shall be responsible for sizing the Plant. Any redesign, extra design, additional construction or any other costs resulting from the use of Plant to other arrangements or to other dimensions shall be the responsibility of the Contractor.

4.1.5 Packaging and Protections

All items shall be adequately crated or packaged to withstand damage and prevent deterioration due to shipping, handling and storage. The methods of protection and shipping shall be to the approval of the Project Manager.

4.1.6 Marking

All Plant shall be marked in accordance with Clause 5 of BS EN 545 and Clause 37 of BS 5163. Before shipping, all items shall be clearly marked. Crates or packages shall be marked on two sides with indelible paint with the name of the project, the Employer and the Contract number shall bear marks indicating the contents.

4.1.7 Receipt, Storage, Handling and Transportation

Plant, equipment and materials shall be stored in such a manner as to preserve its quality and condition to the standards required by the Contract. The Project Manager shall refuse to accept or shall reject any materials of Plant that in his opinion is defective or otherwise fails to comply with the standards required by the Contract. All such defective items shall be removed from the Site as directed by the Project Manager. Repairs shall be carried out in accordance with procedures approved by the Project Manager and shall be completed to the Project Manager's satisfaction.

4.1.8 Manufacturer's Certificates

The Contractor shall furnish the Project Manager with a manufacturer's certificate conforming compliance to the specification in respect of all items of Plant, equipment and materials. The original and one copy of the manufacturer's certificate shall be delivered to the Project Manager not later than 14 days prior to the intended date of delivery of the item to Site.

4.1.9 Proprietary Materials

Proprietary materials shall be supplied in suitable containers and in appropriate batch sizes for the work to be undertaken. The containers shall be marked with the following information:

- i. Storage instructions
- ii. The manufacturer's name
- iii. Shelf life and dates of manufacture
- iv. Material identification
- v. Batch reference number
- vi. Net weight
- vii. Mixing instructions
- viii. Any warnings or precautions concerning the contents and their safe use.

The Contractor shall supply with each consignment of proprietary material delivered to the Site, certificates furnished by the manufacturer or his agent stating:

- i. The manufacturer's name and address
 - ii. The agent's name and address where applicable
 - iii. Material identification
- Batch reference numbers, size of each batch and the number of containers in the consignment
- v. Date of manufacture.

4.1.10 Rejected Materials

Should any item of plant, materials or manufactured articles be in the judgment of the Project Manager, unsound or of inferior quality or in any way unsuited for the purpose in which it is proposed to employ them, such items, materials or manufactured articles shall not be used upon the Works but shall be branded, if in the opinion of the Project Manager this is necessary, and shall forthwith be removed from the Site.

4.2 Samples and Storage of Materials

Where required by the Project Manager the Contractor shall submit to the Project Manager for approval samples of pipes, fittings and materials prior to procurement. The Contractor shall only store pipe, fittings and other material at places approved by the Project Manager and shall at all times provide adequate supervision and watchmen to prevent theft or damage. Any loss or damage incurred will be the Contractor's responsibility.

Pipes shall not be stacked higher than recommended by the manufacturer. The area on which the pipes are to be stacked shall be free draining, the grass or other vegetation shall be kept cut and suitable timber cradles shall be provided on which the pipes shall be laid. End stops to all stacks shall be provided.

Fittings and valves shall not be stacked more than one tier high and they shall be supported off the ground by suitable timbers.

Air valves, rubber joint rings, gaskets, bolts and similar fittings and materials shall be kept in approved locked premises and such fittings and materials shall not be distributed to the trench side until immediately prior to laying, fitting, jointing or assemble thereof. All rubber joint rings and gaskets must be stored in a cool damp location and all fittings and materials shall at all times be stored in the shade under cover and protected from the weather to the satisfaction of the Project Manager.

4.3 Flanges

Flanges shall be faced and drilled to conform to the dimensions specified in BS 4504. Flanges shall be compatible with the pressure rating of the adjacent pipework or as stated on the drawings. Bolts, nuts and washers (two washers per bolt) shall be to BS EN 1092-3; 2003. No bolt shall project less than two full threads beyond its nut after tightening. In no circumstances shall the shortening of excessively long bolts by cutting be allowed.

Gaskets shall comply with replaced by BS EN 1514 (1997) and replaced by BS EN 681-2 (200) and BS 681-1 (1996) Type W. Flanges shall be painted with two coats of epoxy resin paint. Puddle flanges shall be fitted to all pipework passing through water-retaining structures and manholes greater than 2.5m deep.

4.4 Mechanical Couplings

Unless otherwise specified or shown in the Drawings pipes and fittings shall be supplied with flexible joints. Mechanical couplings shall be of the Dresser, Viking Johnson type without a centre register. Joints rings used shall be of the ethylene propylene rubber (EPDM) or other material approved by the Project Manager. All mechanical couplings and flange adapters including nuts, bolts and washers shall be supplied with 'Rilsan' nylon thermoplastic polyamide applied by fluidized bed dipping or similar approved.

4.5 Materials for the Assembly of Flexible Joints

Lubricant shall be of a kind not conducive to the growth of bacteria and shall have no deleterious effects on either the joint rings or pipes. Lubricants for water supply shall not impart to water, taste, colour, or any effect known to be injurious to health.

4.6 Ductile Iron Pipes

4.6.1 General

Ductile iron pipes and fittings for water supply shall comply with BS EN 545 (1995). Pipes and fittings shall have spigot and socket joints unless otherwise specified. Pipes shall be class K9. Spigot and socket flexible joints shall be of the push-fit type with gaskets of ethylene propylene rubber (EPDM). The Contractor shall supply 5% of the straight pipes suitable for cutting on site and these shall be clearly marked.

4.6.2 Corrosion Protection

Pipes and fittings shall be protected externally with an extruded polyethylene or polyurethane coating complying

with DIN 30674 Part 1. Pipes and fittings shall be lined internally with centrifugally applied cement mortar and complying with DIN 30674. Joint areas shall be coated with epoxy or polyurethane to DIN 30674. All lining and coating materials shall be approved for contact with potable water by an internationally recognized body like the Drinking Water Inspectorate of UK.

4.7 Galvanised Steel Pipes

Galvanised steel pipes shall be medium duty manufactured to BS 1387.

4.8 Steel Pipes

4.8.1 General

Steel pipes shall be manufactured to BS EN 10224 or AWWA C200 and shall be suitable for the pressure ratings required by the Contract. Fittings shall conform dimensionally to BS EN 10224, AWWA 208-59 or AWWA M11. Unless otherwise specified or necessary to meet the requirements of the Contract steel pipes shall be manufactured as follows:

DN300mm and below shall be manufactured to minimum of Grade L235 or API 5L Grade B

DN350mm and above shall be manufactured to a minimum of Grade L275 or API 5L Grade X42.

The pipes and fittings of diameter 600mm or less shall be supplied with push-fit spigot and socket type joints with integral gasket of EPDM rubber or similar to BS EN 10224 or BS CP 2010. Pipes greater than 600mm shall be supplied with ends cut square suitable for use with flexible couplings and the external weld ground back sufficiently.

The Contractor shall supply 5% of the straight pipes as half length pipes (not exceeding 6m).

Each pipe shall be supplied complete with a coupling for jointing.

4.8.2 Corrosion Protection

Steel pipes and fittings shall be protected externally at the manufacturer's works with fusion bonded epoxy resin in accordance with AWWA C213. Pipes greater than 600mm and all fittings shall also be lined internally with fusion bonded epoxy to AWWA C213. Pipes 600mm or less shall be lined with cement mortar to AWWA C205 or BS EN 10298. All lining and coating materials shall be approved for contact with potable water by an internationally recognized body like the Drinking Water Inspectorate of UK.

Where required by the Bills of Quantities, the Supplier shall also price for the provision of an alternative 3LPE coating to DIN 30670 or AWWA C215 of a triple wrap system of fusion bonded or sprayed epoxy primer, an intermediate polymer adhesive layer and an extruded high density polyethylene coating in general conformance with ISO/DIS 21809-1 Class B as appropriate.

4.9 Glass Reinforced Plastic (GRP) Pipes and Fittings

Glass reinforced plastic (GRP) pipes and fittings for sewers shall be high stiffness and shall comply with the relevant provision of BS 5480. The minimum pipe stiffness shall be 5,000 N/m².

Pipes and fittings shall be marked in accordance with Clause II g. BS 5480.

Pipes shall only be cut by techniques which can be shown not to impair the pipes pressure regression performance. Where any pipe is cut the exposed fibres at the cut pipe end shall be resealed to prevent potential long-term degradation. Methods of cutting and resealing exposed fibres shall be submitted to the Project Manager for Approval. Elastomeric sealing rings and foils shall comply with BS EN 681.

On delivery to site and immediately prior to installation each pipe shall be visually inspected both externally, and where possible, internally for damage such as star cracking of the gel coat layer. Where any damage extends through the pipe wall the pipe shall be rejected or the damaged section cut out and replaced in accordance with repair methods approved by the Project Manager. If in the Project Manager's opinion, the pipe is not suitable for repair it shall be rejected and removed from site.

4.10 uPVC Sewers and Pressure Pipes and Fittings

Unplasticised PVC pipes and fittings for water supply pressure pipes shall comply with British Standards 3505 current but also superseded by BS EN 1452 and 4346. They shall be obtained from an approved manufacturer and shall be minimum pressure rated (14 bar) unless otherwise stated.

Unplasticised PVC pipes and fittings for gravity sewers and drains shall comply with British Standards 4660 or 5481 and shall be obtained from an approved manufacturer. Restrained rubber ring type push fit flexible joints shall be used unless otherwise stated. Solvent weld joints will not normally be permitted. Pipes and fittings shall be protected from the direct rays of the sun at all times by means of reflective cover sheets.

4.11 Concrete Pipes, Bends and Junctions

Concrete pipes, bends and junctions for use in sewers shall be made with sulphate-resisting cement. Pipes, bends and junctions shall conform to the requirements of BS 5911 for the particular class of pipe required to be used. The internal dimensions shall be true and regular and the internal surface smooth and free from surface blemish. The actual diameter of the pipe shall be not less than the nominal diameter. All joints shall be of the gasket type with flexible spigot and socket approved by the Project Manager. Gaskets shall be elastomeric complying with BS EN 681.

The main pipe and branches of all junctions shall be of the same strength classification and shall have the same internal dimensions as the pipes with which they are to be used.

The pipes, bends and junctions delivered to the Site shall be certified by the pipe manufacturer to have complied with BS 5911, or other approved standard and one copy of the certificate shall be delivered to the Project Manager before the goods are unloaded.

Unless otherwise specified pipes are required to be of Extra Strength; they may, unless otherwise specifically called for, be reinforced either with cast-in steel or by an external wrapping of fibre glass and resin, applied by an approved manufacturer.

The Contractor shall provide all facilities for and shall carry out jointly with the Project Manager (if so required) a full visual inspection of all pipes, bends and junctions for manufacturer's defects and other faults or damage. Before any pipe, bend or junction is laid it shall again be carefully examined and sounded with a wooden mallet. Any pipe found to be cracked or otherwise defective shall not be used on the Works.

Concrete pipes shall be internally coated with a 100 percent solids coal tar epoxy lining 70 percent minimum epoxy content. Coat thickness 300 micron minimum.

4.12 Polyethylene Pipes and Fittings

4.12.1 General

Polyethylene pipes up to nominal size 63mm for below ground use shall be coloured blue and comply with the relevant provisions of BS 6572. Polyethylene pipes for use in nominal diameters greater than 63mm shall be coloured blue High Density Polyethylene (HDPE) suitable for a working pressure of 14 bar.

The pipes shall be clearly and indelibly marked to show the name of the manufacturer, diameter, pressure class and date of manufacture.

House connection pipework downstream of the manifold shall be PE80, all other HDPE pipework shall be PE100.

4.12.2 Joints

Unless otherwise specified or approved by the Project Manager polyethylene pipes shall be electrofusion welded. Joints between polyethylene pipes supplied from different manufactures or not manufactured from the same grade of polymer shall only be jointed by electrofusion or by push fit mechanical couplings. Mechanical couplers and compression type fittings shall incorporate a serrated internal liner to support the pipe against compression loads exerted by the fitting and to prevent pullout under axial load.

Butt or socket fusion joint techniques shall only be applied between pipes supplied from single source and manufactured from the same grade of base polymer. Fusion welding of polyethylene pipes shall only be undertaken by skilled operatives using appropriate specialized tooling. Pipes to be jointed shall be free from contamination and care shall be used to protect fusion jointing operations from wind and against the effects of inclement weather. Mechanical jigs or other approved methods shall be used to ensure correct alignment of the pipe when making butt fusion joints. Details of fusion welding procedures including details of tools, operatives, materials and method statements shall be submitted to the Project Manager for approval prior to any jointing.

Steel and iron pipe fittings shall comply with the relevant provision of BS EN 545 (1995) replaced by BS EN 10224 but also current.

4.13 Gate Valves

4.13.1 General

Valves for normal duty on water pipelines with pressure ratings up to PN25 shall be key operated cast iron flanged gate valves for waterworks purposes generally complying with the requirements of BS 5163 (Type B). All Gate Valves shall be supplied with a 10 year manufacturer's warranty.

Cast iron gate valves for pressure ratings to PN14 shall be cast iron flanged valves complying with BS 5150 replaced by BS EN 1171 (both BS 5150 and BS 5151) or cast iron parallel slide valves complying with BS 5151.

Butterfly valves for pressure ratings of up to PN14 shall be double flanged wafer type butterfly valves complying with BS 5155.

Unless otherwise specified valves for use on steel pipes shall be flanged, where butt-weld ends are specified valves shall comply with BS EN 1984, or BS EN 13709.

4.13.2 Wedge Gate Valves for Manual Operation

Valves up to and including DN 300 shall be of the resilient seal type and valves larger than DN 300 shall have metal seals.

Spindles shall be of the non-rising type and screwed so as to close the valves when rotated in the clockwise direction. The direction of closing shall be clearly cast on the valve cap or hand wheel as appropriate. The valves shall be constructed of the following materials:

body	-	cast iron;
spindle	-	forged bronze or stainless steel;
metal faces and seal	-	gunmetal.

The valves shall be suitable for the unbalanced head as specified or indicated in the schedules.

Suitable gearing and anti-friction devices such as ball bearing thrust collars shall be provided as necessary to enable opening and closing by manual operation at the pressure stated, using an effort no greater than 26kg on the tee key or hand wheel supplied. Handwheels shall not exceed 500mm diameter. A bypass with gate valve forming an integral part of the valve shall be provided where recommended by the valve manufacturer for the pressures specified.

Gearing on valves of DN 300 and less shall be enclosed in a sealed gearbox suitable for buried installation and operated with a tee key. Except where shown in the Drawings, all valves exceeding DN 300 shall be provided with bevel gearing and handwheels. Valves to be used for washouts and isolating air valves shall have screwed seats.

Extension spindles shall be galvanized or stainless steel adequately supported with cast iron brackets, and of sufficient diameter to prevent any whiplash effect through twisting when being used to operate the valves. The spindles shall be capped for key operation. Valve caps shall be fitted with hexagonal set screws.

Valves shall be coated with an approved epoxy complying with DIN 30674. Keys for valve operation shall be of sufficient length so that the valves can be operated by a man standing, but shall not exceed 1.2m in length, and shall have a detachable cross bar.

4.14 Butterfly Valves

4.14.1 General

Butterfly valves shall conform to BS EN 593. All Butterfly Valves shall be supplied with a 10 year manufacturer's warranty.

4.14.2 Construction

Butterfly valves shall have a high grade cast iron body to BS EN 1561 designed to the specified working and test pressures. The pressure rating valve shall be cast in the valve body. The disc shall be of high grade cast iron to BS EN 1561 or nodular cast iron to BS 2789 to the defined working and test pressures. It shall have a convex shape designed to achieve low head loss characteristics. The valve shafts shall be of stainless steel operating in self lubricating bushes in the body.

The valve seat shall be of gunmetal to BS 1400. The sealing ring shall be a renewable Ethylene Propylene Diene Monomer (EPDM) rubber attached to the disc edge by a sectional bronze retaining ring to form a resilient and durable seal.

The valves shall be fitted with hand wheel actuators not exceeding 500mm diameter incorporating gearing to allow opening and closing by manual operation at the pressure stated using an effort no greater than 36kg on the hand wheel supplied.

In all cases the gearing shall be designed to close the valve, from fully open to fully closed in a period of not less than ten minutes with this effort. Actuators shall be designed so as to close the valves when the hand wheel is turned in a clockwise direction; the direction of closing shall be clearly cast on the hand wheel. Position indicators shall be fitted to all actuators.

Where required valves shall be electrically actuated with a manual override. Remote actuation shall be provided with a visual indication of valve open, valve closed and percentage opening together with fault indication.

4.14.3 Valve Performance

A performance curve, relating percentage valve travel, open area and discharge coefficient shall be submitted to the Project Manager. The head loss coefficient with valve fully open shall be defined.

4.14.4 Testing

All valves shall be tested in accordance with BS EN 593 and pressure and material test certificates shall be submitted to the Project Manager for approval.

4.15 Air Valves

Air valves shall be either:

Single (small) orifice valves (SAV), for the discharge of air during the normal operation of the pipeline.

Double orifice valves (DAV), consisting of a large orifice and a small orifice. These shall permit the bulk discharge of air from the main during filling and air inflow when emptying in addition to the discharge of small quantities of air during normal operating conditions.

Air valves shall be supplied with an independent isolating butterfly valve (DAV) or cock (SAV) which permits the complete removal of the air valve from the main, without affecting the flow of water in the main.

Each air valve assembly shall be suitable for connection to a flange on the pipeline.

At the connection between the air valve and its isolating valve a BSP tapping shall be made suitable for fitting of a pressure gauge. All tappings shall be sealed by a brass plug and copper compression ring gasket.

Air valves shall operate automatically and be constructed so that the operating mechanism will not jam in either the open or closed positions.

4.16 Non-Return Valves

4.16.1 Swing Check Valves

Non-return valves shall be suitable for waterworks purposes and shall be manufactured to comply with the general requirements of BS EN 12334. They shall be double flanged type, non-slamming and recoilless on flow reversal.

Valves of DN 700 and larger shall be of the multi-disc type or tilting disc type. The valves shall have a high-grade cast-iron body and cover to BS EN 1561 Grade 220/260 with gun metal nickel bronze alloy door seating. The hinge pin shall be of stainless steel carried on non-corrodible bearings.

4.16.2 Nozzle Check Valves

Nozzle check valves shall be slam free closing with a streamlined cross section as manufactured by Mannesmann Demag or similar.

4.17 Flow Control Valves

Flow controls unless otherwise specified shall be butterfly valves. They shall be installed complete with a headstock and position indicator showing the degree of opening.

4.18 Pressure Reducing Valves

Pressure reducing valves shall automatically reduce a higher inlet pressure to a steady lower downstream pressure regardless of changing flow rate or varying inlet pressure. The valve shall be a hydraulically operated pilot-controlled diaphragm type, globe or angle valve.

The main valve shall have a single removable seat and a resilient disc.

4.19 Ball Float Valves

Ball float valves which are to be installed within reservoirs shall be the delayed action type to eliminate inflow at small valve openings. They shall be fitted with a stilling chamber, auxiliary float valve and inlet bellmouth with regulating valve. The main valve shall be fitted with a long actuating lever to provide a long float travel for slow valve closure.

Valves shall be of the right angle pattern type with flanged inlet and have a resilient synthetic rubber disc which forms a drop tight seal against a removable seat insert. Valves shall be free of cavitation and vibration under the specified working conditions. Flanged tapers shall be provided on the inlets as necessary to suit the size of valves proposed.

Valves shall be capable of withstanding the maximum static pressure and of passing the maximum flow rate shown. Orifice plates shall be provided as necessary to absorb excess working pressure at the initial flow rates indicated.

The pressure rating of the valve shall be cast into the body of the valve.

4.20 Constant Flow Valves

Constant flow valves shall maintain a constant rate of flow regardless of fluctuations in upstream pressure.

Valves shall be hydraulically operated, diaphragm actuated globe pattern. They shall have a resilient synthetic rubber disc which forms a drop tight seal against a removable seat insert. The diaphragm assembly and valve stem shall be fully guided at both ends by bearings in the valve cover and valve seat. The diaphragm shall consist of nylon fabric bonded with synthetic rubber. Packing glands and stuffing boxes are not permitted and there shall be no pistons operating the valve or pilot controls.

The pilot control shall be direct acting diaphragm valve designed to close when the actuating differential increases beyond the spring setting. The actuating differential pressure shall be produced by a thin edged orifice plate installed in an orifices flange downstream of the valve.

Any necessary repairs to the valve shall be accomplished without removing the valve from the main.

Valves shall be sized to pass the maximum continuous flow stated on the drawings at the working pressure given. The pressure rating of the valve shall be cast into the body of the valve.

4.21 Surface Boxes and Chamber Covers

Surface boxes and chamber covers shall be either cast iron or ductile iron and coated with black bituminous solution. Surface boxes over gate valves shall be hinged and chained and shall generally comply with BS 5834. In roads, tracks, verges: Heavy duty with 150 x 150mm nominal clear opening.

In fields and areas subjected to light wheeled or pedestrian traffic: Medium duty with 150 x 150 mm nominal clear opening.

Surface boxes for hydrant chambers shall have a 150 x 150mm clear opening and shall comply with BS 750 and shall be suitable for heavy traffic loading.

Covers to air valve and other chambers shall be to the dimensions and loading requirements shown on the Drawings or as stated in the Bill of Quantities.

Covers shall be suitable for the following maximum safe centre static loads:

Light duty	- 250kg
Medium duty	- 1500kg
Heavy duty	- 5000kg

Where applicable, covers shall comply with BS EN 124 or other appropriate Standard.

Lifting keys shall be provided for each type surface box or cover supplies. One set of keys shall be provided for every ten surface boxes or covers subject to a minimum of ten sets of keys or the actual number of covers if less than ten.

4.22 Gully Gratings and Frames

Road gully gratings and frames shall be of approved type and manufacture in cast Grey Ductile Iron and shall be of Heavy Duty Non-rocking Pattern designed for wheel load of 11.5 tonne and generally in accordance with BS EN 124. Single gullies of nominal size 1050mm x 750mm. Inlet gratings of other plan dimensions shall have a minimum water way area of 49% of the total inlet grating area.

Gully frames shall be set in cement mortar and haunched with Class C25 concrete. It shall be the Contractor's responsibility to establish the finished road levels from the appropriate authority and fix the gratings accordingly.

4.23 Manhole Safety Chains

Mild steel chain shall be 8 mm nominal size Grade M (4) non-calibrated chain, Type 1, complying with BS withdrawn. After manufacture, mild steel safety chains shall be hot dip galvanized in accordance with BS EN 124.

4.24 Manhole and Chamber Access Covers

The manhole and chamber access covers shall comply with BS 497 Part 1 and be obtained from an approved manufacturer and shall be to the internal minimum clear opening as detailed in the Contract.

All manhole and chamber access covers in road shall be to an approved Heavy Duty pattern and in footpaths shall be medium/heavy duty unless otherwise specified. The frame and lid shall have key holes formed with sealed pockets underneath to prevent ingress of sand, grit and surface water and shall be of an approved non-rocking pattern. The covers and frames shall have accurate seating faces to prevent rocking and the ingress of sand or water, and it shall be tight fitting to resist overflow conditions or unauthorized removal. The seating faces shall be coated with graphite grease before installation of the cover.

A supply of keys for use with every type of manhole cover and surface box shall be handed over by the Contractor at the completion of the Contract on the basis of one set of keys for each 50 covers or part thereof.

Manhole and chamber cover frames shall be set in cement mortar and haunched with Class C30/10 concrete and shall be set to the camber or fall of the finished road surface. It shall be the Contractor's responsibility to establish the finished road surface levels from the appropriate authority and to fix the covers accordingly.

4.25 Manhole Step Irons

Manhole step irons shall be of galvanized malleable iron and shall conform in all particulars to BS EN 13101.

Section 4B. Pipeline Construction

4.26 General

The requirement of this section shall apply to the construction of potable and raw water pipelines and pipework.

Within this section ‘Plant’ refers to pipe fittings, valves, surface boxes and chamber covers, and other such materials required for pipelines, mains and pipework at reservoirs and elevated tanks.

All Plant shall be suitable for waterworks purposes for the conveyance of potable water in the climatic conditions prevailing in Kenya and in particular at the location of the Works.

The Project Manager shall provide details of each pipeline diameter, pressure rating, hydraulic characteristics and the approximate alignment. The Contractor shall, in consultation with the Project Manager set out the proposed pipeline alignments, making any changes that the Project Manager may deem necessary, confirming also the exact locations of all manholes, valves, air valves, washouts, hydrants, and the like.

4.27 Topographic Surveys

Topographic surveys along pipeline routes shall be either:-

Plan and profile surveys, or

Line and level traverse surveys,

as instructed by the Project Manager.

Plan and profile surveys shall cover a strip of 10.0m wide centrally on the proposed centre line of the pipeline. Line and level surveys shall comprise a traverse line along the centre line of the pipeline as established by the Project Manager.

4.28 Handling and Transport of Pipes and Fittings

The loading, transporting, unloading and handling of pipes and fittings shall be carried out such that no damage is caused. All in accordance with the recommendations of the manufacturer and to the approval of the Project Manager. The use of lifting hooks is not permitted. Pillows shall be provided between lashing (ropes, wires or chains) and the pipes. All cradles and lashings shall be of such widths as to prevent damage to the coating of the pipe, or distortion of the pipes.

Valves and fittings shall be transported in timber packing and where possible in the manufacturer’s original packaging.

Protective cover and other protective materials provided by the manufacturer shall not be permanently removed until immediately prior to installation.

In the event of any damage being caused to a pipe, the Project Manager shall determine whether damaged piece shall be replaced or repaired. Repair to coating only shall be allowed and shall be as directed by the Project Manager.

In all instances when along trench sides, ferrous pipes shall be supported within 1 metre of either end on sand filled bags such that no part of the wall of the pipe touches the ground, and in the case of pipes over 6 metres long with additional central sand bags.

When pipes are being loaded into vehicles care shall be taken to avoid their coming into contact with any sharp corners such as cope irons, loose nail heads, etc. Whilst in transit, pipes shall be well secured over their entire length and not allowed to project unsecured over the tailboard of the lorry.

Pipes may not be offloaded from lorries by rolling them, suitable carnage shall be used. Pipes shall not be rolled or dragged along the ground.

4.29 Stringing and Examination of Pipes Prior to Laying

All DI and Steel Pipes and their coatings and linings shall be carefully inspected on Site prior to laying.

Inspection of the pipe will be made by the Project Manager after delivery and again immediately prior to laying. Any pipe shall be subject to rejection at any time on account of failure to meet any of the Specification requirements, even though pipes may have been accepted as satisfactory at the place of manufacture. Pipe rejected after delivery shall be marked for identification and shall immediately be removed from the site.

All pipe or fittings shall be examined before laying and no piece shall be installed which is found to be defective. Any damage to the pipe linings or coatings shall be repaired as directed by the Project Manager. Handling and laying of pipe and fittings shall be in accordance with the Manufacturer's written instructions and as specified herein.

Before lowering into the trench or placing in position each ductile iron pipe or casting shall be slung and sounded with a mallet to test for hair cracks. Pipes that do not ring true will be discarded.

All cement mortar linings shall be visually inspected for defects such as cracking or spalling and crack widths shall be measured to confirm that width is such that natural re-sealing will occur once put into service; otherwise cracks as well as any spalling shall be made good before laying in accordance with the manufacturer's written instructions.

All epoxy linings and all coatings shall be subjected to holiday detection tests, in accordance with NACE RP 0490, the voltage of the holiday detector being selected appropriate for the material and its thickness. No pipe shall be laid having failed the holiday tests until the defective area is made good in accordance with the manufacturer's written instructions and retested satisfactorily before use.

All pipe and fittings shall be thoroughly cleaned before laying, and shall be kept clean until they are used in the work, and when laid, shall conform to the lines and grades required. Pipe shall not be laid unless the trench is free of water and in a satisfactory condition. Ductile iron pipe and fittings shall be installed in accordance with the requirements of AWWA C600 except as otherwise provided herein. If any defective pipe is discovered after it has been laid, it shall be removed and replaced with a sound pipe in a satisfactory manner by the Contractor, at his own expense.

When laying is not in progress, including any work break exceeding 30 minutes, the open ends of the pipe shall be closed by watertight plugs or other approved means. Good alignment shall be preserved in laying. The deflection at joints shall not exceed that recommended by the Manufacturer. End caps shall not be removed until such time as the pipe is to be inspected and laid.

Where the pipeline crosses roads, tracks or any other access or where directed by the Project Manager, the Contractor shall place the pipes so that access to the public is not in any way prohibited.

Shortly before laying or fixing any valve, pipe or fitting, the Contractor shall examine each valve, pipe and fitting to ascertain that there is no damage or defect. The Contractor shall give the Project Manager not less than 48 hours notice of his intention to undertake such examination. The Contractor shall not lay such pipes and fittings until he has received approval from the Project Manager.

Linings shall be inspected prior to laying and any defect made good.

4.30 Laying Pipes

Immediately before any pipe is lowered into the trench the plug shall be removed from the end of the last pipe

laid and the new pipe shall be carefully lowered into the trench.

Each pipe and fitting shall be laid true to alignment curve and gradient in accordance with the Drawings or as directed by the Project Manager. The minimum gradient shall not be flatter than 1 in 500.

Pipes shall be boned to gradient and sight rails shall be provided for this purpose at intervals not exceeding 50m and at all changes in grade. No dips or summits shall be permitted other than as shown on the Drawings.

4.30.1 Embedment and Compaction

All ductile iron and steel pipes shall be embedded using a sand or coarse grained soil with less than 12% fines, which if necessary shall be imported if excavated material is found to be unsuitable:

In areas prone to water logging or where specifically called for on the Drawings or in the Bills of Quantities a single size or graded gravel shall be used as a special lower bedding, with grading as indicated below.

Nominal Pipe Diameter (mm)	Grading for Special Lower Bedding [to ASTM Sieve Sizes]	
	Single size Gravel	Graded gravels
< 200	10 or 14 single-size gravel	14 to 5 graded
200 to 500	10, 14 or 20 single-size gravel	14 to 5 graded or 20 to 5 graded
> 500	10, 14, 20 single-size crushed rock, or gravel	14 to 5 graded or 20 to 5 graded

The suitability of as-dug trench material as an embedment material and where imported, the source shall be approved by the Project Manager. Any delays as a result of not seeking this approval in good time shall be entirely to the Contractor’s account

All layers of the embedment shall be thoroughly compacted, and shall not exceed 150 mm and be raised evenly on both sides of the pipe as it is placed. A minimum compaction of 90% MPD shall be achieved at all times, this being confirmed by sampling and testing at intervals on different levels of embedment at intervals of not more than 50 m with testing in accordance with BS 1377 or ISO 22476 using the “sand replacement” method.

Should any results fail to achieve this absolute minimum level, then the pipes, embedment material and layer shall be removed for an equal distance on either side of the failed test, the total distance being equal to the length between adjacent sampling locations, and re-laid appropriately but with compacted layer thickness halved. In addition the distance between sampling and testing shall also be halved until in the opinion of the Project Manager’s Representative a sufficient number of consecutive passes allows both individual layer thickness and the distance between sampling and testing to be returned to the previous thickness and spacing.

All backfill soil above the embedment shall be free from clay lumps, boulders and rock fragments greater than 50 mm and as far as practicable, given the nature of the soil, 90 % MPD shall be attained. However, this requirement may be relaxed to 85% MPD by the Project Manager’s Representative if he considers the circumstance warrant it.

4.30.2 Pipes Laid in Trench

Pipes and fittings laid in trench shall have at least the minimum cover stated in the Drawings.

Long radius curves in buried pipelines shall be negotiated by deflections taken up in the joints of one or more pipes. The deflection at joints shall not exceed 75% of the manufacturer’s maximum specified limits. Designs have been based upon the use of 6m long pipes. If the Contractor provides longer pipes sufficient short lengths

shall be provided to enable the proposed pipe curvature without additional bends or deep excavation.

Pipes shall not be dragged along the trench bottom. Pipes laid in trenches shall be laid and firmly bedded on an even and uniform bed. Where pipes are not laid on a granular bed, the bottom of the trench shall be smooth and free from stones or other projections.

Joint holes shall be excavated below the trench bottom and shall be as small as possible and shall be filled in and compacted after the pipes are laid and before the refilling of the trench is commenced.

4.30.3 Pipe Bedding and Surround

For polyethylene, uPVC and GRP pipelines, Class S bedding shall be used where the cover is equal to or greater than 1.0m. Where there is less than 0.6m cover, Class A concrete surround shall be used. In between the Project Manager shall decide upon the bedding type dependent upon the assessed risk of damage to the pipe.

4.30.4 Pipes Laid Above Ground

Pipelines to be laid above ground shall be constructed of flanged ductile iron pipes with mechanical type expansion joints. Supports shall be provided at a maximum spacing of one pipe length and adjacent to the flanged joints.

The expansion joints shall compensate for a variation of ambient temperature between zero and 40° C on the adjoining pipeline. Anchorages shall be provided immediately uphill of each expansion joint and at each change in vertical and horizontal alignment. The ground/rock surface under the pipeline shall be re-graded as necessary to allow a satisfactory vertical alignment of the pipeline.

The Contractor may propose, as an alternative to the use of mechanical expansion joints, either of the following methods for accommodating thermal expansion:

A zigzag pipeline alignment whereby the thermal movement is accommodated by deflection of the bends.

A rigid form of construction with the thermal movement being constrained within the pipe walls by the use of substantial anchor blocks.

Joints shall be made in compliance with the manufacturer’s instructions as approved by the Project Manager. Care shall be taken to ensure the absolute cleanliness of the pipe ends and joint components. Only the recommended approved lubricants shall be used.

Jointing shall only be carried out by experienced personnel under close supervision by the Contractor.

The Contractor shall ensure that no dirty water or other extraneous matter is allowed to enter the pipes during or after laying. In the event of dirty water or extraneous matter entering the pipes the Contractor shall immediately carry out cleaning and disinfection as directed by the Project Manager.

Except when necessary for jointing, the end of the last pipe laid shall be kept plugged to the satisfaction of the Project Manager to prevent the ingress of dust, dirt, rocks and other debris.

The Contractor shall be liable for any damage caused to the Employer’s Plant and apparatus or other equipment as a result of foreign matter of any kind not having been cleared out of pipelines before Taking-Over.

Pipe trenches shall not be backfilled until approved by the Project Manager. Once approved trenches shall be backfilled without delay to at least the minimum extent required for pressure testing.

4.31 Cutting Pipes

The edges of the cut pipes shall be clean, true and square. Ductile iron pipes shall only be cut with an approved mechanical pipe cutter in conformity with the pipe manufacturer’s recommendations. The use of oxyacetylene

flame cutter will not be permitted. The edges of the cut together with those parts of the pipes from which the coating has been removed shall be given two coats of bituminous paint and the internal lining repaired. When the cut pipe is to be inserted in a “Tyton” type joint it shall be bevelled for 10mm at 30° to pipe the axis.

Asbestos Cement, HDPE, uPVC and GRP pipes shall be cut with an approved mechanical pipe cutter and in conformity with the pipe manufacturer’s recommendations. Where the cut end of the pipe is to be incorporated in a joint the pipe shall be turned down to the correct diameter required for forming the joint by an approved mechanical turning machine. The length of turning shall be accurately bevelled by mechanical means to the dimensions specified in the manufacturer’s recommendations.

Steel pipes shall be cut by using a mechanical pipe cutter approved by the Project Manager. The use of an oxyacetylene flame cutter will not be permitted. The edges of the cut shall be given two coatings of liquid epoxy compatible with the original coating. The external coating and the internal lining shall be repaired to the approval of the Project Manager. The cut end shall be bevelled as required to suit the form of joint used.

4.32 Proprietary Joints and Couplings

Proprietary joints and couplings shall be assembled in accordance with the manufacturer’s instruction as approved by the Project Manager. Where pipes are laid above ground and jointed with bolted couplings the joint shall be protected against vandalism by sheathing with an approved heat-shrink moulding as manufactured by Raychem of Swindon UK or similar approved.

4.33 Flanged Joints

Flanged joints shall be made with two washers per bolt, one under the bolt head and the other under the nut. The tightening of the bolts shall be carried out in the sequence and to the torque recommended by the manufacturer. A torque wrench shall be used.

Buried flange joints shall be protected by painting with an approved bitumen paint and by wrapping using ‘Denso’ paste, mastic tape and outer wrap, or similar approved materials all in accordance with the manufacturer’s instructions as approved by the Project Manager, unless supplied with epoxy coating and galvanized bolts.

Flanged adaptors and mechanical couplings shall have a RILSAN nylon coating applied by the manufacturer.

4.34 Steel Pipelines Welded Joints

If specifically required under the contract pipes shall not be welded. If permitted by the Project Manager for particular conditions the Contractor shall submit to the Project Manager a detailed method statement for constructing the pipeline using welded joints which shall include, but not be limited, to:

details of the Contractor’s skilled labour and supervision staff who have direct experience in the construction of welded steel pipe;

- (ii) details of the Contractor’s plant to be deployed;
- (iii) details of temporary staging, access and craneage;
- (iv) procedure for construction of supports and anchorages, and welding joints;
- (v) quality assurance proposals for testing the integrity of the welds.

These details shall be submitted to the Project Manager for his approval not later than 21 days before the Contractor wishes to commence pipe laying.

All field welds shall be inspected visually with special attention given to the line up and down the root run or stringer beads. Non destructive testing of the completed weld shall be carried out using radiographic methods with procedures in accordance with BS 2910.

On completion and inspection of joint welding, remedial works shall be carried out on the internal lining and external coating. No more than five pipe joints shall be welded without completion of remedial works to joints.

4.35 Fixing Valves and Penstocks

Valves, penstocks and other fittings shall be securely fixed. Extension spindles and headstocks shall be properly aligned and fixed in a vertical position and valve caps shall be fixed securely using the locking nut.

4.36 Thrust and Anchor Blocks

Concrete thrust and anchor blocks shall be formed at bends, tees and valves in accordance with the details shown on the Drawings or as directed by the Project Manager. Excavation shall be made after pipelaying and the blocks concreted immediately after excavation. The back supports and blocks shall abut in to solid undisturbed ground with all loose material being removed before concreting.

No pressure shall be applied in any section of main until the concrete has achieved adequate strength and at least three day’s curing.

Flexible joints shall not normally be cast in. Where the size of the block does not make this possible, additional flexible joint shall be provided no greater than half a pipe diameter beyond each face of the block.

4.37 Concrete Surround to Pipes

Where pipelines pass under streams and rivers or where directed by the Project Manager, the pipeline shall be surrounded with concrete as shown on the Drawings.

Concrete surround shall be “broken” at all pipe joints to retain flexibility in the pipeline. No joints shall be concreted in without the prior approval of the Project Manager.

4.38 Flotation of Pipelines

The Contractor shall ensure that flotation of the pipeline does not occur during construction. Sufficient backfill shall be placed over each pipe after laying and before testing to prevent flotation.

4.39 Pressure Rating

The pressure rating of pipes shall be as indicated on the drawing or Bill of Quantities or if not indicated then selected such that the maximum pressure in the pipeline inclusive of surge pressures shall not exceed the maximum allowable sustained working pressure rating of the pipe;

The surge pressure amplitude (the difference between maximum and minimum surge pressures) shall not exceed one half of the maximum allowable sustained working pressure rating of the pipe.

4.40 Testing of Water Supply Pipelines

All pressure pipelines shall be hydrostatically tested. Site test pressures shall be 1.5 times the maximum working pressure or allowance pressure plus 5 bar whichever is the smaller measured at the lowest part of the pipeline, unless otherwise specified on the drawings.

The Contractor shall give the Project Manager not less than 48 hours notice of his intention to carry out a pressure test. Testing shall not commence without the Project Manager’s approval. Before a length of pipe is tested, each pipe shall be securely anchored. All thrust and anchor blocks shall have been constructed and, the barrel of each pipe shall be backfilled to the extent necessary to prevent flotation or movement of the pipeline

and shall be not less than 600mm.

Normally joints shall be left exposed until pressure testing has been satisfactorily completed. Any need to backfill a pipeline before pressure testing shall not relieve the Contractor of his responsibility to excavate to locate and repair any leaks.

Pressure testing shall be carried out as the work proceeds in such lengths as are convenient but not exceeding 500m. The ends of the length of pipeline under test shall be closed by means of securely anchored caps or blank flanges. Pipeline valves shall not be used for this purpose. All washout valves shall be fitted with blank flanges and the valves opened before the commencement of any pressure test. At each air valve location, a special air release arrangement shall be provided to allow manual release of air during filling operations. Pressure testing shall not be carried out with permanent air valves in place.

The pipeline to be tested shall be filled slowly with water in such a manner that all air is expelled. Air vents shall be checked to ensure that no air is trapped at high points.

The pressure in the pipeline shall slowly be raised to the working pressure, the test pump disconnected and the pipeline left charged under pressure with air valves opened for a period of not less than 24 hours to allow air in the pipeline to be expelled and pipe linings and pipe walls of absorbent materials to become saturated. At the end of this period of time air valves shall be closed and the test pump shall be reconnected and the pressure in the pipeline raised to the test pressure and this pressure maintained for a period of 24 hours or such other period as directed by the Project Manager.

Throughout this period the pressure in the pipeline shall not be allowed to fall or rise more than 6m head of water above the test pressure and this shall be accomplished by pumping water into or releasing water from the pipeline as required. The volume of water pumped into or released from the pipelines shall be carefully measured. At the end of the test period the pressure in the pipeline shall be adjusted to the test pressure by pumping water into or releasing water from the pipeline as required.

The apparent leakage from the pipeline shall be ascertained from the net volume of water that has been pumped into the pipeline during the test period. The permissible loss shall not exceed 2 litres per metre nominal bore per kilometer length per m head per 24 hours.

During the pressure test exposed joints shall be inspected and any leakage or seeping joints shall be remedied. All signs of leakage shall be remedied whether total apparent leakage from the pipeline under test is less than the apparent allowable leakage or not. Should any length of pipeline fail to pass the pressure test the Contractor shall at his own expense carry out all work necessary to locate and remedy the faults and to retest the pipeline until it satisfactorily passes the test.

A low pressure air test (not exceeding 0.3 bar) may be used as a preliminary joint tightness test prior to backfilling and hydrostatic testing. The water used for pressure testing shall be provided by the contractor and shall be free from impurities and of such a quality which will not pollute or injure the pipeline. The Contractor shall be responsible for obtaining the water, transporting it and for its safe disposal on completion.

4.41 Cleansing and Sterilizing of Pipelines

After the pipelines have been completed and pressure tested satisfactorily as herein specified the Contractor shall flush out and cleanse the pipelines. Where water is provided by the Employer, the cost of this will be reimbursable under a provisional sum.

Diameters 300 mm and greater: Pipelines shall be cleansed in sections and this shall be carried out by means of passing through polyurethane foam swabs. The swabs shall be to the approval of the Project Manager.

Diameters less than 300 mm: Pipelines shall be cleansed in sections by flushing with potable water, for a period of time to be decided by the Project Manager's Representative.

Cleansing of any section shall be repeated as required by the Project Manager's Representative in the event of the initial or subsequent operation not being to his satisfaction. The cost of such water shall be charged to the Contractor.

The Contractor shall supply all necessary equipment for the cleansing and sterilizing operations, including all swabs and swab detectors which shall be handed over to the Employer on completion of the Works.

Swabs shall be passed through pipelines at speeds of between 0.2 and 0.4 metres per second to obtain the best cleaning results with the minimum number of passes. Should it be apparent from the debris collected by the swab that damage to the lining has occurred, the Contractor shall be wholly responsible for repairing the lining to the satisfaction of the Project Manager's Representative.

The swabbing operation shall be controlled by an experienced Project Manager to ensure that no undue surges in the pipeline, heavy docking of the pig or pressurising of the pipeline occur causing damage to any of the permanent works. Any damage caused shall be made good by the Contractor to the satisfaction of the Project Manager's Representative.

The Contractor shall make all necessary arrangements for the transportation of water from the point of supply from the Employer to the required location, and make all arrangements for the disposal of the water. All disposal methods and locations shall be to the approval of the Project Manager's Representative.

When the pipelines have been cleansed to the satisfaction of the Project Manager's Representative the Contractor shall introduce at a slow rate of water flow by a portable chlorinator or other approved means of a solution of sterilizing agent in such quantity and of such strengths as will result in the concentration of chlorine throughout the length of the pipelines of not less than 30 parts per million. This sterilizing charge shall be allowed to remain in the pipelines for 24 hours after which time the pipelines shall be thoroughly flushed using the supply water to remove chlorine in excess of that in the supply water.

When this flushing has been satisfactorily completed samples of water will be taken by the Project Manager's Representative for bacteriological analysis by the Employer. If any of the results of the analyses are unsatisfactory when compared with those of the control sample of the supply water the sterilizing process shall be repeated until satisfactory results are obtained. On completion of sterilizing and flushing the pipelines shall be left full of supply water.

The Contractor shall be solely responsible for the provision of all labour, materials and chemicals necessary for carrying out the foregoing operations.

The cost of water used for repeated cleansing, sterilizing and flushing pipelines in accordance with this clause of the Specification will be charged to the Contractor and the Contractor shall be responsible for all temporary works and other arrangements in connection with cleansing, sterilizing and flushing the pipelines.

The costs of the initial sampling analyses and preparing reports on the bacteriological quality of the water shall be borne by the Employer but the costs of any subsequent sampling analyses and preparing reports should the initial reports be unsatisfactory shall be borne by the Contractor.

4.42 Painting

All steel or ductile iron pipes and fittings exposed to view including above ground pipelines shall be painted after making good the external protection with two coats of “Bitumastic Aluminium solution D. 5909” manufactured by Wailes Dove Bitumastic Ltd, Hebburn, Durham, England, or similar approved.

Pipes and fittings in chambers shall be painted with two coats of “Bituros Solution” manufactured by Wailes Dove Bitumastic Ltd, or similar approved. Valves and Surface Boxes shall be similarly painted.

4.43 Connections to and Diversions to Existing Pipework

4.43.1 General

The Contractor shall be responsible for connecting new pipework and service connections laid under the Contract to existing pipework, and for blanking-off existing pipework and service connections. The connection shall be made in a manner to minimize any disruption to supply.

Before blanking-off or making a connection to existing pipework the Contractor shall notify the Project Manager in writing no less than 14 days in advance of the date on which he proposes to carry out the work. After giving such notice the Contractor shall obtain from the responsible Authority agreement on the precise date, times and method that the connection will be made. The connection or blanking-off shall be made at such times of the day or night as stipulated by the Project Manager.

The Contractor shall prepare a detailed method statement, programme of the work and a schedule of all plant and materials to be used and shall obtain the approval of the Project Manager not less than 72 hours before commencement of the work. The programme shall allow for the immediate re-commissioning on completion of the work.

The Contractor shall be responsible for locating the exact line and level of the existing pipework and service connections and shall agree with the Project Manager and the responsible Authority the precise location of the connection or blanking-off.

4.43.2 Materials

Before commencing the connection, the Contractor shall excavate trial pits as necessary and shall check the outside diameter of the existing pipework and ensure that the couplings to be used for making connections to the existing pipework and the materials used for blanking-off existing pipework are dimensionally suitable.

The Contractor shall ensure that all the materials are on site not less than 24 hours before the commencement of the work.

4.43.3 Personnel

The Contractor shall ensure that at least one senior member of his field supervisory staff, who is experienced in such operations and fluent in both English and the language of his labourers is on site throughout the duration of the work.

The Contractor shall also ensure that all necessary skilled artisans and an adequate number of labourers for the operation are on site throughout the work.

4.43.4 Preliminary Work

The Contractor shall execute all works possible before disconnection of the supply including: -
Excavation and supports to the excavation.

Blinding with concrete the immediate working areas, but not less than the whole of the bottom of the excavation.
Putting in all drains, or where this is not possible a sump of adequate size from which a pump may operate.

Casting the floor of any chamber which is later to be constructed around any of the works.
Casting the thrust blocks or any other works which may be required.
Exposing and cleaning pipes in readiness for the work.

4.43.5 Carrying out the Work

The Contractor shall be responsible for emptying the section of existing pipework on which the work is to be carried out, by a method agreed with the Authority and approved by the Project Manager.

The Contractor shall take all precautions necessary to prevent dirt and other foreign matter entering the pipelines.

The Contractor shall provide at the Site a sufficient quantity of clean water containing approximately 10 parts per million (10mg/l) of chlorine before proceeding with the cutting of the existing pipeline. Each item of pipework including the joints shall be submerged in the solution for a minimum period of 15 minutes immediately prior to installation.

4.43.6 Water Pipes and Chambers to be abandoned

Where existing water pipes are to be replaced with new pipework the existing pipework is to be abandoned. Where new works conflict with existing pipework to be abandoned, abandonment of pipework shall consist of removal and disposal to a site approved by the Project Manager. Water supply pipework shall not be abandoned until suitable alternative means of supply are in place and ready for connection.

Where chambers are to be abandoned these shall be broken down and disposed of and the void filled and compacted with suitable material approved by the Project Manager. Chambers deeper than 1 metre will be broken down to 1 metre below finished ground level and the remaining void filled and compacted with suitable material approved by the Project Manager.

Section 5. Building and Structures

5.1 Concrete Building Blocks

Concrete building blocks shall be of approved manufacture and shall be formed in a press. The blocks manufactured in Class C30 concrete shall be cured for at least 10 days before use.

Blocks shall be well and evenly formed with true corners and unbroken arises, and shall be carefully handled and stacked.

5.2 Laying Building Blocks

Joints between blocks shall be filled solid with mortar and shall be of regular thickness of 5 to 10mm. The blocks shall be laid in level courses and bonded so that each vertical joint is midway above the face of the block below, except at junctions and piers where a bond of not less than 100mm shall be provided. The walls shall be raised in lifts not exceeding three metres in height in any one day, and truly vertical. All blocks shall be wetted before being laid.

Joints of exposed work shall be raked out and neatly flush-pointed in the same mortar. The whole of the visible faces of the walls shall be left perfectly cleans and all surface mortar and droppings shall be removed before they have set.

Joints in work to be rendered shall be raked out to a depth of 8mm to provide a key for the rendering.

Blockwork shall be tied into adjoining structural members at the same level as blockwork reinforcement using 150mm long butterfly tangs or equivalent fixed and mortared into proprietary vertical strips.

5.3 Precast Concrete Units Generally

All precast concrete units shall include all fixing plugs and strips to enable screw ties or other fixing devices to be firmly attached. For all precast units to be set in block of masonry walls the plugs and strips shall be so positioned as to provide fixing at course and in no case exceeding 450mm centres.

5.4 Masonry Using Natural Irregular Stones

Stones shall come from selected quarry layers to the approval of the Project Manager. They shall be homogeneous, frost resistant, flawless, free of any cracks or bousins, solid, and of equal grain and shall have all the required quantities to give a regular facing. They shall give out a clear sound when hit by a hammer.

Mortar shall be removed from the external surface of the wall. The Contractor shall prepare a wall sample approved by the Project Manager which shall be kept at the construction site until all the masonry is completed.

5.5 Screen Walling

Screen walling shall consist of perforated precast concrete blocks 100mm thick of approved shape, design and manufacture laid to an approved pattern in cement mortar with perfectly even joints which shall be neatly flush or recess pointed as directed.

5.6 Damp-Proof Course

All external walls of buildings are to be provided with damp-proof course (DPC) of textured PVC strip of width equal to the total thickness of the wall and any external rendering. The DPC is to be lapped with the damp-proof membrane and bedded in mortar specified for the type of block used. The greatest lengths possible are to be used for the DPC's but any end laps required are to be at least 200mm long made dry without intervening mortar. Piers are to have complete DPC's lapped with the wall DPC.

5.7 Damp-Proof Membrane

Damp-proof membranes shall be laid, as directed by the Project Manager, beneath all floor slabs resting on the ground. They shall be composed of single sheets of minimum thickness 0.300mm black polyethylene film of an approved manufacturer specially made for use as damp-proof membrane.

The film shall be laid on sand and turned up around all edges of the slab and with 150 mm margin above the top of the slab to be tucked into the perimeter walls of the building. Where the building is so large as to exceed the maximum sheet size available, several sheets shall be used and the joints shall be lapped 150mm and fused together using a welding tool designed for that purpose. Every care should be taken by the following trades to prevent perforation of the membrane but in the event of the puncture the perforation shall be covered by a patch of similar material of dimensions exceeding the area of the puncture by 300mm and the two sheets welded together as described above.

5.8 Composition of Mortars

Cement mortar for bonding concrete shall be composed of cement and sand mixed in the proportion of the jointed concrete.

Cement mortar for setting precast concrete or pitching shall be composed of cement and sand mixed in the proportion of 50kg of cement to 0.14m³ of sand, with the addition of an approved plasticizer.

Cement mortar for blockwork in concrete blocks shall be composed of cement and sand mixed in the proportion of 50kg of cement to 0.14m³ of sand.

Sand and Cement for mortars shall be as described in the specification for concrete.

5.9 Mixing of Mortars

The materials of mortars shall be measured out in their correct proportions and shall first be thoroughly mixed together in a dry state by turning them over upon a clean wooden stage until they are of a homogeneous appearance in consistency and colour. Clean water shall then be added while the mixture is being turned over until it attains a suitable consistency. Plasticizer shall be added in accordance with the manufacturer's recommendations as approved by the Project Manager.

The mortar shall be used immediately after it has been mixed. No mortar which has commenced its first set shall be used, or mixed up again. Mortar shall, where possible in hot weather, be protected from too rapid action by covering with impervious material such as polyethylene film.

Mixing by hand will be allowed only if the Project Manager gives specific approval. Mixing by machine using the same sequence of operations described above shall be carried out whenever possible.

5.10 Cement Rendering

Rendering shall be in a 50 kg: 017-2-.20m³ cement: sand mix but where approval had been given to the use of a plasticizer or other additives these proportions may be modified to the approval of the Project Manager.

All surfaces to receive a finishing coat of cement rendering or fine concrete shall be thoroughly prepared and cleaned and the rendering or screeding shall be placed immediately after such surfaces have been thoroughly

wetted.

All rendering shall be put to a minimum of two coats, the first being left rough to a minimum of 10 mm thickness, but the second coat shall be trowelled up to a fair faces as soon as possible after it is applied.

All internal rendering shall be finished to an even and polished surface with a float, trowel or other suitable tool, special care being taken to obtain perfectly smooth and glazed faces. It shall not be less than 15mm thickness when finished unless instructed otherwise.

All external rendering shall be brought to an even surface with a wood float following which a tyrolean finish of approved colour shall be applied unless otherwise stated.

All rendering shall be protected from sun and rain by adequate and suitable coverings which shall be supplied and fixed in advance of these conditions arising. The renderings shall be kept damp while setting and protected from drying winds.

5.11 Tanking to Buried Concrete Surfaces

External concrete surfaces to be tanked shall be coated with a bituminous waterproofing membrane 3mm minimum thick. The tanking shall be dressed into structure as shown in the Drawings and be protected by non-rotting boarding prior to backfilling.

5.12 Waterproof Rendering

Waterproof rendering slurry shall comprise a 50kg to 125kg cement sand mix with an approved waterproofing admixture such as styrene acrylate copolymer.

The material shall block capillaries and minor shrinkage cracks to prevent water ingress while allowing the passage of water vapour through the structure.

The render shall be applied to a total thickness of not less than 20mm the first coat shall be applied levelled scratched and left to dry for not less than 3 days.

5.13 Grouting in Ironwork

All brackets, rag-bolts and other ironwork for which holes have been boxed out or left in the concrete of a structure shall be carefully grouted in to their correct positions in all particulars. The grouting in shall be carried out with cement and sand grout in such a manner that there shall be no apparent difference in the texture or colour throughout the face of the finished structure and that there shall be no seepage of water either between the ironwork and the set grout or between the set grout and the surrounding structure.

The above instructions shall apply also to the building-in of pipes except that Class C25/10 concrete shall be used in lieu of cement grout.

All holes left for building-in shall be free from any sign of infiltration of water before the building-in is carried out. No reliance shall be placed upon the building-in process for the sealing of such leakage.

5.14 Cable Duct Covers and Frames

5.14.1 Recessed Covers

Cable duct covers recessed for flooring finishes shall be provided with galvanized rolled steel angles of height

equal to the thickness of the floor finishing and fixed to the surface of the structural floor slab along all edges of the trenches so that the top edge is level with the finished floor level. The angle shall be laid so as to form seating for duct covers and all additional galvanized rolled steel tee sections shall also be provided to support the duct covers.

The duct covers shall be galvanized to suit the ducts and the seating described above. A lightweight galvanized steel mesh shall be fixed to the upper surface of the trays to provide a key for floor finishes. The seating and trays shall be so laid that the finished floor is perfectly level and all trays fully supported at all edges without the use of loose packing. At least one tray in every series of trays covering a length of duct shall be provided with cast-in lifting eyes and a pair of suitable lifting keys shall be handed to the Project Manager on completion.

5.14.2 Checker Plate Covers

Checker plate covers shall be hot dipped galvanized mild steel fitted flush with the floor surface and fully supported.

5.15 Fences and Gates

Fences generally shall be in accordance with the relevant parts of BS 1722 Part 1: 1986. Chain link fencing shall be Type PL.213 Grade A with 1.8 m high plastic covered chain link mesh. The mesh and line wires shall be galvanized prior to being plastic covered. The posts shall be reinforced concrete.

The straining posts, intermediate posts and struts shall be manufactured and erected complete as specified in BS 1722. The fencing shall be true to line and vertical, following profile of the ground, previously graded so as to prevent access beneath the bottom wire. Gates shall be hung on adequate post, and shall be truly vertical.

Ornamental fabricated metalwork fences and gates shall be constructed of mild steel bar, strip or tube in accordance with the Drawings. All welded joints and drillings for bolts shall be made before painting, and all bolts, nuts and washers shall be galvanized or plated in an approved manner. Any metalwork sunk into the ground shall be treated with two coats of bituminous paint.

5.16 Joint Sealing Compound and Sealants

Joint sealing compounds shall be impermeable ductile materials of a type suitable for the conditions of exposure in which they are to be placed, and capable of providing durable, flexible and watertight seal by adhesion to the concrete throughout the range of joint movement.

Hot poured joint sealants shall comply with BS 2499, Ordinary Type A1 sealant.

Cold poured polymer-based joint sealants shall comply with BS 5212: Part 1, Normal Type N sealant.

Two part polysulphide based sealants shall comply with the relevant provisions of BS 4254. Pouring Grade shall be applied to horizontal upward facing joints and Gun Grade to joints of any other aspect or inclination. Other two part polymer based sealants of Gun or Trowel Grade shall comply with the physical and test requirements of BS 4254.

Silicon based building sealants shall comply with the relevant provisions of BS 5889. Primers for use with joint sealants shall be compatible with, and obtained from the same manufacturers as, the adjacent sealant. Primers shall have no harmful effects on the concrete.

Sealants and primers which will be in contact with water to be used for potable supply shall not impart to water taste, colour, or any effect known to be harmful to health, and shall be resistant to bacterial growth. Sealants

and primers which will be in contact with sewage or sewage sludge shall be resistant to biodegradation.

5.17 Openings in Walls, Floors and Ceilings

The Contractor shall chase put and/or cut openings through walls, floors and ceilings for the passage of pipes and cables where described in the contract shall provide and fix in position approved tube sleeve cut off flush with the finished surface. All openings and ducts shall be sealed on completion to prevent the passage of toxic or explosive gases.

5.18 Structural Steelwork

Material for structural steel work shall comply with BS EN 10137 and workmanship with BS 5950. The steelwork shall be securely fixed to the foundations or building and designed to have such strength and stiffness that its deflection and movement under the loads to be applied shall be within tolerable limits.

All bolts and nuts shall comply with the requirements of BS 3693 except for High Strength Friction Grip Bolts which shall comply with BS 4395.

Mild steel electrode shall comply with the requirements of BS EN 499 and High Yield Steel with BS 2540.

All structural steel fabrication shall conform to the requirements of BS EN 5400. The use of High Strength Friction Grip Bolts shall be in accordance with BS withdrawn.

All structural steel work shall be fabricated using welded joints where possible for shop joints and bolted joints for field assemble.

5.19 Open Mesh Walkways and Covers

Open mesh type walkways, platforms and covers shall be of aluminum or galvanized steel, suitable for a superimposed load of not less than 6kN/m². The walkways, platforms and covers shall include all necessary supports not detailed on the Drawings.

Open mesh panels shall be trimmed with full depth nosing bar along all edges and bolted to each other when in place to help ensure a firm walkway. Panels shall be cut in such a way and fixing so as to provide a continuity of pattern.

Covers shall incorporate a hinged lockable open mesh access panel with a 750 x 750mm clear opening, strong durable hinges and heavy duty non-corrodible padlock. Openings for valve keys shall be just sufficient in size for the valve key and shall incorporate a cover hinged only.

All panels shall be securely bolted to the supporting structure. Where the supporting structure is concrete, galvanized mild steel angle curbs shall be provided and securely grouted into rebates left in the concrete such that the tops of the panels are flush with the top of the concrete.

5.20 Handrailing

Hand railing shall be approximately 1200mm in height with an intermediate horizontal rail with standards not more than 2000mm apart. Hand railing shall be designed for a horizontal loading of not less than 220N/mm. Hoops shall be welded on where required for fixing guard chains. Standards and rails shall be manufactured from black mild steel tube to BS 1387:1985, from steel tubing to BS 1775 or from extruded aluminum alloy approved by the Project Manager. The nominal bore of steel tubing shall be not less than 32mm. Adequate provision shall be made for thermal movement. Steel hand railing shall be hot dipped galvanized after fabrication.

5.21 Guardrail

Guardrails shall be 750mm in height with a single top rail. In all other respects it shall comply with the specification for hand railing.

5.22 Chains

Chains across openings in handrails at tops of ladders shall be galvanized mild steel having 3 SWG x 3 links per 100mm and shall be supplied complete with ‘S’ hooks and split rings.

5.23 Steel Access Covers

Steel access covers shall be to the duty required and sized to suit the opening shown on the Drawings. They shall be complete with frame and shall be weatherproof (prevent ingress of water) when closed and shall in all respects be strong and durable.

The covers shall be hinged and lockable and provided with stays to prevent the covers opening more than 105°. The Contractor shall provide with each cover a heavy duty non-corrodible padlock and four keys. The covers and frames shall be galvanized.

5.24 Isolation of Aluminum

All items of aluminum construction shall be isolated from concrete by the use of bituminous felt or DPC material or two coats of bituminous paint. The aluminum shall be isolated from dissimilar metal by the use of fibre washers and spacers.

5.25 Galvanising

Where galvanizing has been specified the items shall after fabrication be hot dipped galvanized in accordance with BS 6530 Part 1 to a thickness of 0.15mm (005’). All items to be protected shall be prepared as specified in the above standards. Articles altered at the manufacturer’s works in any way after galvanizing are to be re-galvanized as specified. Articles subject to minor alternations at site or requiring minor repair at site shall be wired brushed to remove all rust and coated with 3 coats of approved zinc rich cold galvanizing compound.

5.26 Fixings to Structure, etc.

Where fixings to structures previously constructed are to be made by setting a bolt system into performed holes, such fixings shall be made either by Rawlbolt Projecting Bolt Type or by using an approved proprietary resin anchor system. Where performed holes have not been provided a self-drilling expanding bolt system shall be used.

Where thin sections are involved or where stresses are likely to be set up which might cause damage to the structure the use of the resin anchor system only will be permitted. Only in special circumstances will the Project Manager or the Project Manager’s Representative permit rawlbolts to be used. Performed holes shall be accurately set to template prior to placing the surrounding concrete and shall be kept rigidly in place until the concrete has properly set.

Where resin anchorage is used the Contractor shall ensure that the setting time of the resin is appropriate to the requirements for setting up, plumbing and aligning the work before it sets. Bolts shall be set to template and hole diameters shall conform to the recommendation of the suppliers. Whatever system is used, all bolts shall be plated to resist corrosion.

Section 6. Roads and Surfacing

6.1 Access Tracks

Permanent access tracks shall be constructed only where shown on the Drawings. Tracks shall be unsurfaced. Filling to bring formation to the required level shall be locally excavated material which shall be placed in layers and compacted by tracking with the excavation plant. The road formation shall be tracked and graded with a dozer blade or bucket to give a cross fall of not less than 1 in 40. Surface undulations shall not exceed 200mm over a length of 3.0m, unless otherwise approved by the Project Manager.

The maximum gradient shall not exceed one vertical to 6 horizontal and the minimum tuning circle radius measured to track centre line shall not be less than 15.0m.

6.2 Access Roads

The road formation shall be the surface obtained after completion of any earthworks. Filling to bring the formation to the required level shall be selected material. It shall be laid and compacted in layers not exceeding 150mm in thickness, the compaction being carried out by a roller of not less than 8 tonne weight.

The Employer and the Contractor may at any time after the completion of the access road (after 14 days in the case of concrete surfaces) use them or allow their use by their employees or sub-contractors.

At such times during the Period of the contract of Period of Maintenance as the Project Manager may direct, the Contractor shall at his own expense make good any deterioration which may have occurred in the condition of the roads, whether as result of the use of roads by the Employer or otherwise. In particular, any parts of the foundations into which soil has penetrated shall be dug out and replaced with clean materials.

6.2.1 Macadam Roads and Macadam Hardstandings

(i) The sub-base shall consist of 150mm compacted thickness of free draining granular material conforming to the grading limits specified in the contract. The plasticity index shall be 0-6% maximum and the California Bearing Ratio at maximum density (Test 12, BS 1377:1990) shall be 25% minimum. The material shall be compacted to 95% of the maximum density as determined by Test No. 13, BS 1377:1990 (heavy compaction) by means of a roller of not less than 8 tonnes weight.

If the quality of foundation soil is considered inadequate, the Project Manager may direct that the sub-base be 300mm thick, in which case construction shall be carried out as described above but as two 150mm thick layers.

The road base shall consist of 150mm compacted thickness of free draining crushed limestone conforming to the grading limits stated in the Contract. The plasticity index shall be 0-6% maximum and the California Bearing Ratio at maximum density (Test 13, BS 1377:1990) shall be 80% minimum.

The base shall have a prime coat applied not more than seven days after the completion of the base and not later than twenty four hours after approval by the Project Manager. The asphalt used for the prime coat shall generally conform to the relevant AASHTO specification.

Before laying the tarmacadam base course onto the primed base, all loose blinding material shall be brushed off the road and removed. The tarmacadam base course shall consist of 60mm compacted thickness of 20mm nominal size dense base course macadam. The aggregate and asphalt shall be generally in accordance with the relevant AASHTO specification.

A tack coat shall be applied between successive layers of asphalt material and shall generally conform to the

relevant AASHTO specification. Machine laying shall normally be used and compaction shall be carried out with a roller of not less than 12 tonnes weight so as to achieve a dense, smooth and even surface. Where new road construction is to be joined to an existing road, the surface shall be cut back to a straight line and primed.

(ii) Should the Contractor wish to lay Macadam on the roads early in the Contract for use by the construction traffic, he may do so provided construction is stopped at completion of the Macadam base course and this single layer blinded with bituminous grit to seal the surface.

When all concreting, earth moving and heavy crainage and haulage has been completed, and in general towards the end of the Contract, the base course so provided shall be thoroughly cleaned off and repaired, and re-leveled where necessary, and a suitable cold bituminous emulsion tack coat generously applied by spray in accordance with the manufacturer's instructions, care being taken to avoid spattering kerbs or other adjacent concrete. The wearing course may then be laid and blinded as described in sub-section (i) above. Any additional costs involved in the adoption of the method of laying described in this sub-section shall be included by the Contractor in his rates for road making.

(iii) Notwithstanding the time of placing of the roadworks, the condition of the finished road at the completion of the Contract shall be of 'as new' quality, with clean, accurately profiled, rolled and sealed surface throughout, free from concrete spotting or staining, patch marks, trench outlines, paint, oil or fuel spillages or other visible or structural defects.

6.2.2 Unsurfaced Roads and Hardstandings

Unsurfaced roads and hardstandings shall be constructed from 300mm of crushed lime stone conforming to the grading limits specified in the Contract, laid in two layers of 150mm.

Each layer shall be compacted to 95% of the maximum density (Test 12, BS 1377:1990).

6.2.3 Pea Shingle Surfaced Areas

The sub-base to pea shingle areas shall be as defined in 801.1 above. Pea shingle consisting of 20mm thick 5mm nominal single sized stone laid and raked to a level finish.

6.3 Precast Concrete Kerbs and Channels

Kerbs shall be laid before the adjacent carriageway is constructed and sufficiently in advance to meet the Project Manager's requirements. Kerbs shall be bedded solidly and accurately in their concrete foundations before the initial set of the concrete has started. Each kerb shall be set solidly and accurately to the required line and level with joint no more than 6 mm wide, neatly pointed with cement mortar and filled for their full depth with cement grout as specified. At every tenth kerb joint, the pointing and grout shall be omitted. A piece of 4mm thick approved jointing material shall be placed in these joints, neatly trimmed to be flush with the face of the kerb. The bedding shall be well haunched up to the back of the kerb, to within 100mm of the top of the kerb. All cutting shall be neatly formed so as to show no damage to the exposed faces and to leave the ends square for the full width of the kerb.

The kerbs and channels shall be 130mm wide by 250mm deep. Kerbs shall be half battered. Kerbs damaged at the exposed faces will not be accepted.

6.4 Precast Concreting Edging

Edging shall be 50mm x 150mm in size. Edging shall be laid in the same manner as kerning and in short lengths, where required to be circular on the plan.

6.5 Footpaths and Paving

For surfaced footpaths and similar paved the base material shall be laid on hard fill or selected materials as directed by the Project Manager's Representative and compacted by a roller of 0.75 to 3 tonnes weight. The footpath base shall be formed of crushed rock graded from 50mm to 10mm suitable for the purpose and laid as wet-mix or dry macadam and rolled or compacted to the final form and grading of the final surfacing to a thickness of 100mm.

The base course shall consist of 100 mm compacted thickness of bituminous macadam of 14mm nominal sized material. After laying and rolling the base course, a wearing course shall be laid to provide a final finish. This shall consist of 15mm compacted thickness of 100mm nominal size bituminous macadam. As soon as possible after laying the wearing course, it shall be blinded with bituminous grit (fine cold asphalt) to weather-seal.

For concrete paving, the precast concrete flags shall be of approved colour and size not less than 30mm thick unless otherwise indicated. They shall be laid and bedded in cement mortar upon a 100mm thick bed of compacted crushed limestone.

The Contractor will be required to lift and relay at his expense flags which have sunk through consolidation of settlement of the ground beneath and the Project Manager's maintenance certificate will not be issued until such work has been completed to his satisfaction.

6.6 Laying to Grade

All new and reinstated roads, alleyways and hard standings shall be completed in a manner that ensures cross-falls are towards the storm water drainage intakes.

Section 7 Safety, Health and Environment

7.1 Introduction

The prevention of injury and/or illness to the site personnel and the public, damage to the Works and to public and private property, protection of the environment, and compliance with applicable laws, are primary objectives of the Employer. Because of the importance the Employer places on meeting these objectives, selected minimum requirements are outlined in these Safety, Health and Environmental Specifications with which Contractors shall comply while working on this contract. Given that these Specifications cannot cover every eventuality, the Contractor shall be expected to exercise good judgment in all such matters, even though not mentioned in these Specifications, and shall take any and all additional measures, as required or necessary, to meet his responsibility for safety, health and environmental matters during the period of the Contract.

The Employer nor its representatives shall not be held liable for any actions taken by the Contractor that are attributed to following the minimum requirements stated hereinafter.

The Contractor shall throughout the execution and completion of the Works and the remedying of any defects therein:

have full regard for the safety of all persons on the Site and keep the Site and the Works in an orderly state appropriate to the avoidance of danger to any person;

know and understand all laws governing his activities along with any site requirements and work site hazards. Such information shall be communicated by the Contractor to his personnel and subcontractors;

take all necessary measures to protect his personnel, the Employer’s personnel, other persons, the general public and the environment;

avoid damage or nuisance to persons or to property of the public or others resulting from pollution, noise or other causes arising as a consequent of carrying out the Works.

7.2 Compliance with Specifications

The Contractor shall comply with the requirements of these Safety, Health and Environmental Specifications and all other applicable regulations or requirements under Kenyan laws, laid down by relevant authorities or issued by the Employer or the Project Manager concerning safety, health and the environment, in force or introduced or issued from time to time during the period of the Contract.

In so far as these Specifications are applicable, they shall apply to sites and personnel outside the Site associated with the performance of the Contract.

The Specifications equally apply to subcontractors and all other parties engaged by the Contractor and their personnel. The Contractor shall ensure all such parties are fully aware of and comply with the Specifications. The Contractor shall comply with all notifications and written or verbal instruction regarding safety issued pursuant to these Specifications by the Employer, Project Manager or relevant authorities within the time specified in the notification or instruction.

The Contractor shall adopt a positive approach, awareness and responsibility towards safety, health and the environment, and take appropriate action, by:

ensuring the Specifications are enforced and followed by the Contractor’s personnel. Any failure by the Contractor’s personnel to follow the Specifications shall be regarded as a failure by the Contractor.

paying attention to possible injury to unauthorized persons entering the site, particularly children.

Whenever in these Specifications the Contractor is required to provide test certificates for equipment and personnel and to comply with the relevant authorities’ requirements and no independent test facilities are available or no relevant authorities exist in Kenya, the Contractor shall provide:

in lieu of independent test certificates:

for equipment – details of the tests that have been carried out by the Contractor and a written statement that the Contractor has satisfied himself that the item of equipment is fit and safe for use;

for personnel – details of the training and experience of the personnel and a written statement that the Contractor has satisfied himself that they have the required level of competency;

in lieu of relevant authorities’ requirements – details of the Contractor’s own rules, regulations, requirements and procedures regarding safety, health and the environment.

If the Project Manager is dissatisfied with the details provided by the Contractor, the Contractor shall provide further details or carry out further tests or provide further written statements as may be reasonably required by the Project Manager.

When the Project Manager has satisfied himself regarding the Contractor’s own rules, regulations, requirements and procedures provided in accordance with (b) above, such rules, etc. shall be deemed to form part of these Specifications and to which Clause 3 shall equally apply.

7.3 Failure to Comply with Specifications

7.3.1 General

Should the Contractor fail to comply with any of the Specifications or requirements of the Project Manager: the Project Manager may suspend the Works of part of the Works until the Contractor has taken the necessary steps, to the satisfaction of the Project Manager, to comply with the Specifications or requirements.

the Employer may, following written notice to the Contractor, carry out themselves or arrange for another contractor to carry out such measures as they may consider appropriate on behalf of the Contractor. Any such actions by the Employer shall not affect or diminish the Contractor’s obligations or responsibilities under the Contract.

the Project Manager may, by written notice of suspension to the Contractor, suspend all payment to the Contractor under the Contract if the Contractor fails to rectify any breach of the Specifications within the period specified by the Project Manager, provided that such notice of suspension:

- (i) shall specify the nature of the failure or failures; and
- (ii) shall request the Contractor to remedy each such failure within a specified period after receipt by the Contractor of such notice of suspension.

Such suspension of payment shall remain in force until such time as the Contractor has rectified the breach or breaches to the satisfaction of the Project Manager. No interest shall be paid on the suspended payments.

Failure to comply with the Specifications or requirements shall be considered a breach of the Contract by the Contractor and may result in termination of the Contract by the Employer. In the event of the Employer taking action based on this Clause, the Contractor shall not be entitled to any additional costs or extension to the

Contract Completion Date. All costs incurred by the Employer pursuant to Sub-Clause 7.3.1.1 (b) shall be deducted from the amounts otherwise due to the Contractor.

7.4 General Requirements

7.4.1 Preamble

All references to safety shall be deemed to include health and the environment.

7.4.2 Safety Officer

The Contractor shall appoint a competent Safety Officer who shall be responsible for safety, health and the environment. The Safety Officer shall be given sufficient time by the Contractor to carry out his duties; minimum requirements shall be as follows:

Workforce on site of over 250	- full time Safety Officer;
Workforce on Site of 100 – 250	- 50% of Safety Officer's time;
Workforce on site below 100	- as required for the Works but a minimum of 5 hours per week of Safety Officer's time where more than 20 workers.

The Contractor shall provide the Safety Officer with appropriate identification, including a white hard hat with red cross symbol and an identification badge. The appointment of the Safety Officer shall be in writing and copied to the Project Manager. The appointment shall include specific instructions to enforce these Specifications and delegated authority to take any action, measure or to issue instruction regarding their enforcement. All persons on Site shall be made aware of the name and authority of the Safety Officer and instructed to comply with any instruction or direction in safety matters, verbal or in writing issued by the Safety Officer.

The Safety Officer shall be provided with a mobile phone or other similar means of communication. The Safety Officer shall be accessible and available at all times including normal working hours.

7.4.3 Safety Training

The Contractor shall provide safety induction training for all site personnel upon starting on site.

The Contractor shall provide safety refresher/reinforcement training at regular intervals for his staff.

7.4.4 Safety Meetings

The Contractor shall hold regular safety meetings to provide safety instructions and receive feedback from site personnel on safety, health and environmental matters. A weekly safety Meeting shall be chaired by the Safety Officer and minutes shall be taken of the meeting. The meeting/minutes shall be given to the Project Manager. The Safety Officer should attend the Contractor's weekly site meetings and "Safety" shall be an item on the agenda.

7.4.5 Safety Inspections

The Safety Officer shall make regular safety inspection of the work site. The Safety Officer shall prepare a report of each inspection. This report shall include details of all breaches of these Specifications and any other matters or situations relating to safety found during the inspection, instructions issued by the Safety Offices and

actions taken by the Contractor. A copy of the Safety Officer's reports shall be given to the Project Manager.

7.4.6 Control of Substances Hazardous to Health

Hazardous materials shall be stored in approved safety containers and handled in a manner specified by the manufacturers and/or prescribed by relevant authorities.

Only properly trained and equipped personnel shall handle hazardous materials.

7.4.7 Potential Hazards

The Contractor shall inform employees of potential hazards, take the appropriate steps to reduce hazards and be prepared for emergency situations. The Contractor shall make an assessment of every operation involving hazardous substances. The assessment shall be recorded on a Hazardous and Flammable Substances Assessment Method Statement which shall be submitted to the Project Manager prior to the delivery and use of the substance on Site.

7.4.8 Accident Reporting

The Contractor shall report all accidents and dangerous occurrences to the Project Manager. The Contractor shall prepare a report on each accident or dangerous occurrence and a copy of the report, together with witness statements and any other relevant information, shall be submitted to the Project Manager. A reportable accident or dangerous occurrence shall include any accident to any person on site requiring medical attention or resulting in the loss of working hours or any incident that resulted, or could have resulted, in injury, damage or a danger to the Works, persons, property or the environment.

In the event of an accident or dangerous occurrence, the Contractor shall be responsible for completing all statutory notifications and reports. Copies of all statutory notifications and reports shall be passed to the Project Manager.

All accidents and dangerous occurrences shall be recorded in a Site Accident Book. The Site Accident Book shall be available at all times for inspection by the Project Manager.

The Contractor shall immediately rectify any situation or condition that could result in injury, damage or a danger to the Works, person, property or the environment. If the situation or condition cannot be corrected immediately, the Contractor shall provide temporary barriers and appropriate warning signs and devices and/or take other appropriate action necessary for the protection of persons, property and the environment.

7.4.9 Notices, Signs, Etc.

All safety, health, environmental and other notices and signs shall be clearly displayed and written in English. All requirements, instructions, procedures, etc. issued by the Contractor concerning these Specifications shall be printed in English and displayed and readily available to the Contractor's personnel.

7.4.10 First Aid and Medical Attention

The Contractor shall have comprehensive First Aid Kit(s) on Site at all times. First Aid Kits shall be conveniently located and clearly identifiable.

The Contractor shall have one employee on site trained in first aid for every 25 employees. Such persons shall be provided with appropriate identification, including a red hard hat with a white "red cross" symbol; and an identification badge.

The Contractor shall make contingency arrangements for calling a Doctor and transporting injured persons to

hospital. The telephone numbers of the emergency services and the name, address and telephone number of the Doctor and nearest hospital shall be prominently displayed in the Contractor's site office.

7.4.11 Employee Qualification and Conduct

The Contractor shall employ only persons who are fit, qualified and skilled in the work to be performed. All persons shall be above the minimum working age. Contractor's personnel shall use the toilet facilities provided by the Contractor.

The Contractor shall ensure:

that no firearms, weapons, controlled or illegal substances or alcoholic beverages are brought onto the Site and that no personnel under the influence of alcohol or drugs are permitted on Site.

That all personnel obey warning signs, product or process labels and posted instructions.

That drivers or operators of vehicles, machinery, plant and equipment follow the rules for safe operations. Drivers shall wear seat belts and obey all signs and posted speed limits.

7.5 Safety Requirements

7.5.1 Personal Protective Equipment

The Contractor shall provide personal protective equipment, including hard hats, safety glasses, respirators, gloves, safety shoes, and such other equipment as required, and shall take all measures or actions for the protection and safety of Contractor's personnel.

Non-metallic hard hats shall be worn at all times by all personnel at the worksite with the exception of those areas where the Project Manager has indicated it is not necessary to do so. Safety glasses shall meet international standards and be available for use and worn in specified worksite areas. As a minimum, safety glasses shall be worn for the following types of work: hammering, chipping, welding, grinding, use of electrically powered or pneumatic equipment, insulation handling, spray painting, working with solvents, and other jobs where the potential of an eye injury exists. Face shields and/or goggles shall be worn where possible exposure to hazardous chemicals, cryogenic fluids, acids, caustics or dust exists and where safety glasses may not provide adequate protection.

When handling acids, caustics and chemicals with corrosive or toxic properties, suitable protection, such as acid suits or chemical resistant aprons and gloves, shall be worn to prevent accidental contact with the substance.

Personnel shall not be permitted to work whilst wearing personal clothing or footwear likely to be hazardous to themselves or others.

The wearing of safety shoes with steel reinforced toes is recommended for all Contractor's personnel on site. In all cases, Contractor's personnel shall wear substantial work shoes that are commensurate with hazards of the work and the work site area.

Hearing protection, including muffs, plugs or a combination thereof, shall be provided for all personnel operating in areas where the noise level exceeds 90 decibels. Such protections shall also be provided for operators working with equipment exceeding such a level. This may include equipment such as excavators, shovels, jackhammers, saws, drills, grinders and the like are being used.

The Contractor shall encourage employees to wear substantial work gloves whenever practical and safe to do so.

7.5.2 Fire Protection and Prevention

The Contractor shall comply with fire protection instructions given by the Authorities having jurisdiction in regard to fire protection regulations. The Contractor shall, upon moving on site, provide to the Project Manager and the Authorities a fire prevention and evacuation plan. This shall include drawing(s) showing the fire assembly points. The fire prevention and evacuation plan and drawing(s) shall be updated from time to time as the Works progress. The Contractor shall ensure all personnel are fully informed on escape routes and assembly points and any changes thereto. Fuel storage will not be permitted in construction work areas. Contractors may establish fuel storage tanks in specified areas set aside for the purpose and approved by the Project Manager. Storage tanks shall be adequately banded to control spillage. Fire extinguishers shall be provided and installed in a suitable nearby location.

Highly combustible or volatile materials shall be stored separately from other materials and as prescribed by relevant authorities and under no circumstances within buildings or structures forming part of the permanent Works. All such materials shall be protected and not exposed to open flame or other situations which could result in a fire risk.

No combustible material shall be located inside or within 10 metres of a building or structure forming part of the permanent Works. Where units have to be used in these circumstances, they shall be constructed of non-combustible materials and have a half-hour fire rating inside to outside and outside to inside. Non-combustible furniture shall be used where practical.

All temporary accommodation and stores shall be provided with smoke detectors and fire alarms.

Smoking shall be banned in high risk areas.

Expanded polystyrene with or without flame retarding additive, polythene, cardboard and hardwood shall not be used as protection materials. Plywood and chipboard shall only be used as protection on floors. Vertical protection shall be non-combustible. Debris netting and weather protection sheeting shall be fire retardant.

When using cutting or welding torches or other equipment with an open flame, the Contractor shall provide a fire extinguisher close by at all times. All flammable materials shall be cleared from areas of hot works or work locations prior to welding or oxy/gas burning operations. All hot works shall cease half an hour before the end of a work shift to allow for thorough checking for smouldering materials. Where appropriate, areas of hot works are to be soaked in water before the shift ends.

An adequate number of fire extinguishers of types suited to the fire risk and the material exposed shall be provided. These shall be placed in accessible, well-marked locations throughout the job site. Contractor's personnel shall be trained in their use. Extinguishers shall be checked monthly for service condition and replaced or recharged, as appropriate after use.

Only approved containers shall be used for storage, transport and dispensing of flammable substances. Portable containers used for transporting or transferring gasoline or other flammable liquids shall be approved safety cans. Fuel burning engines shall be shut off while being refuelled. Adequate ventilation to prevent an accumulation of flammable vapours shall be provided where solvents or volatile cleaning agents are used.

Flammables shall not be stored under overhead pipelines, cable trays, electrical wires or stairways used for emergency egress. Paints shall be stored and mixed in a room assigned for the purpose. This room shall be kept under lock and key.

Oily waste, rags and other such combustible materials shall be stored in proper metal containers with self-closing lids and removed every night to a safe area or off site. Every precaution shall be taken to prevent spontaneous combustion.

7.5.3 Electrical Safety

All temporary electrical installations, tools and equipment shall comply with current regulations dealing with on-site electrical installations. The Contractor shall establish a permit-to-work system for work in or in proximity to energized circuits of any voltage. Contractor's personnel shall not commence work on such circuits unless a permit to work has been issued and adequate safety measures have been taken and the work operation has been reviewed and approved by the Project Manager.

Only authorized personnel shall be allowed to work or repair electrical installations and equipment. Portable tools and equipment shall be 240 volt, unless otherwise agreed by the Project Manager.

When portable or semi-portable equipment operates at voltages in excess of 240 volts, the supply shall be protected by a Residual Current Device (RCD) regardless of any such device fitted to the equipment. The RCD must have a tripping characteristic of 30 milliamps at 30 milliseconds maximum.

All static, electrically powered equipment, including motors, transformers, generators, welders and other machinery, shall be properly earthed, insulated, and/or protected by a ground fault interruption device. In addition, the skin metal buildings and trailers with electric service shall be earthed. Metal steps, when used shall be securely fixed to the trailer.

Lampholders on festoon lighting shall be moulded to flexible cable and be of the screw in type. Clip on guards shall be fitted to each lamp unit.

All tungsten-halogen lamps shall be fitted with a glass guard to the element. These lamps must be permanently fixed at high level.

Electrical equipment shall be periodically inspected and repaired as necessary by competent persons.

Any work in electrical equipment and systems shall be made safe through locking, tagging, and/or isolation of the equipment before work commences. Prior to the start of the work, the equipment or systems shall be tested to ensure that they have been properly de-energised and isolated.

Electrical repair work on energized systems shall be avoided whenever possible.

Electrical trouble shooting shall be conducted only after getting written approval of the Project Manager.

Unauthorized personnel shall not enter enclosures or area containing high voltage equipment such as switchgear, transformers or substations.

7.5.4 Oxygen/Acetylene/Fuel Gases/Cartridge Tools

Compressed oxygen shall never be used in the place of compressed air. Flash-back (Spar) arrestors shall be fitted to all gas equipment. Liquid petroleum Gas (LPG) cylinders shall not be stored or left in areas below ground level overnight. Cylinders must be stored upright.

The quantity of oxygen, acetylene and LPG cylinders at the point of work shall be restricted to a maximum of one day's supply. Cylinders shall be kept in upright vertical rack containers or be safely secured to a vertical support.

Cartridge tools shall be of the low velocity type. Operators must have received adequate training in the safe use

and operation of the tool to be used.

7.5.5 Scaffolding/Temporary Works

No aluminium tube shall be used, except for proprietary mobile towers, unless otherwise agreed with the Project Manager.

Drawings and calculations shall be submitted to the Project Manager, prior to commencement of work on the site, for all Temporary Works, including excavations, falsework, tower cranes, hoists, services and scaffolding. Designs shall conform to international standards.

The Project Manager will not approve Temporary Work designs but the Contractor shall take account of any comments on such designs made by the Project Manager.

The Contractor shall inspect and approve all Temporary Works after erection and before access, loading or use is allowed. Completed and approved Temporary Works shall be tagged with a scaff-tag or similar safety system and the Safe Structure insert displayed. For scaffolding, one tag shall be displayed every 32 m² of face area. A central record system shall be kept on all Temporary Work. Temporary Works shall be inspected weekly and similarly recorded.

All mobile scaffold towers shall be erected in accordance with the manufacturer's instructions and a copy of these shall be submitted to the Project Manager prior to any use on site. Additionally, all towers shall be erected complete with access ladder, safety rails and kick boards whatever the height.

The Contractor shall repair or replace, immediately, any scaffold, including accessories, damaged or weakened from any cause.

The Contractor shall ensure that any slippery conditions on scaffolds are eliminated as soon as possible after they occur.

All scaffolds used for storing materials, for brick or block laying, for access to formwork or for any other purpose where materials may be accidentally fall, shall be provided with wire mesh guards of a substantial material, in addition to kick boards.

7.5.6 Use of Ladders

Manufactured ladders shall meet the applicable safety codes for wood or metal ladders. Metal ladders shall not be used where there is any likelihood of contact with electric cables and equipment. All metal ladders shall be clearly marked: "Caution – Do not use around electrical equipment". Job made ladders shall not be permitted.

Extension or straight ladders shall be equipped with non-skid safety feet, and shall be no more than 12 m in height. The maximum height of a step ladder shall be 2 m. Ladders shall not be used as platforms or scaffold planks.

Ladders rungs and steps shall be kept clean and free of grease and oil.

Extension and straight ladders shall be tied off at the top and/or bottom when in use. Only one person shall be allowed in a ladder at a time.

Defective ladder shall be taken out of service and not used. Ladders shall not be painted and shall be inspected for defects prior to use.

7.5.7 Elevated Work

The Contractor shall provide all personnel, while working at an elevated position, with adequate protection from falls. Details of such protections shall be submitted to the Project Manager.

The Contractor shall carry out daily inspections of all elevated work platforms. Defects shall be corrected prior to use.

7.5.7.1 Roofing and Sheet Metal Laying

A Method Statement detailing the procedures to be adopted shall be submitted to and agreed with the Project Manager prior to commencement of work on the site.

Mobile elevating work platforms or the equivalent shall be used to install roofing and sheet materials wherever practicable and a suitable base is available.

7.5.7.2 Erection of Structures

A Method Statement detailing the procedures to be adopted shall be submitted to and agreed with the Project Manager prior to commencement of work on the site.

Safety harness and lines shall be provided by the Contractor for use by the erection personnel and worn at all times.

Mobile elevating work platforms or the equivalent shall be used to erect structures wherever practicable and a suitable base is available.

7.5.7.3 Mobile Elevating Work Platforms

Operators shall be trained in the safe use of such platforms and hold a current Certificate of Competence.

7.5.7.4 Hoists

A copy of the current Test Certificate shall be submitted to the Project Manager before any hoist (personnel or material) is brought into operation on the site. Where the range of travel is increased or reduced a copy of the revised Test Certificate shall be submitted.

Each landing gate shall be fitted with a mechanical or electrical interlock to prevent movement of the hoist when any such gates is in the open position.

Safety harness must be worn and used by personnel erecting, altering and dismantling hoists.

7.5.7.5 Suspended Cradles

Suspended cradles shall be installed, moved and dismantled by a specialist contractor.

Suspended cradles shall comply with local regulations.

All powered suspended cradles shall incorporate independent safety lines to overspeed braking devices and independent suspension lines for personal safety harness attachment.

7.5.8 Use of Temporary Equipment

The safe design of any piece of equipment shall not be exceeded, nor shall the equipment be modified in any manner that alters the original factor of safety or capacity. Mobile equipment shall be fitted with suitable alarm and motion sensing devices, including back-up alarm, when required. The Contractor shall ensure that the installation and use of equipment are in accordance with the safety rules and recommendations laid down by the manufacturer, taking into account the other installations already in place or to be installed in the future.

The contractor shall inspect Equipment prior to its use on the Works and periodically thereafter to ensure it is in safe working order. Special attention shall be given to such items as cables, hoses, guards, booms, blocks, hooks and safety devices. Equipment found to be defective shall not be used and immediately removed from services, and a warning tag attached.

Natural and synthetic fibre rope made of material such as manila, nylon, polyester, or polypropylene shall not be used as slings. Only trained, qualified and authorized personnel shall operate equipment. All drivers and operators shall hold a current Certificate of Training Achievement for the equipment being used. A safety observer shall be assigned to watch movements of heavy mobile equipment where hazards may exist to other

personnel from the movement of such equipment, or where equipment could hit overhead lines or structures. The observer shall also ensure that people are kept clear of mobile equipment and suspended tools.

When mobile or heavy equipment is travelling onto a public thoroughfare or roadway, a flagman shall ensure that traffic has been stopped prior to such equipment proceeding. While the mobile or heavy equipment is travelling on a public roadway, a trailing escort vehicle with a sign warning of a slow-moving vehicle that is dangerous to pass shall be provided.

7.5.9 Cranes:

The Contractor shall give a minimum of 48 hours' notice to the Project Manager prior to bringing a crane on site.

No cranes shall be erected on the site without the prior approval of the Project Manager. The Project Manager may direct the Contractor as to location where cranes may not be located. The Contractor shall take such directions into account when submitting his proposals for crane location points, base footings, pick up points and swing radius. Compliance with any such direction shall not entitle the Contractor to any extension of the Period of Completion or to any increase of the Contract Price.

Safety harness shall be worn and used at all times by personnel engaged on the erection, alterations and dismantling of tower cranes.

The Contractor shall provide a copy of the current Test Certificate (see Sub-Clause 702.5) to the Project Manager before any crane (tower or mobile) is brought into operation on the Site.

All lifting tackle must hold a current Test Certificate. All lifting tackle must be thoroughly examined every 6 months and an inspection report raised.

All fibrous/web slings shall be destroyed and replaced 6 months after first use.

All crane drivers/operators shall hold a Certificate of Training Achievement for the class of crane operated.

All banksman/slingers shall hold a Training Certificate from a recognized training agency.

The maximum weekly working hours of a crane driver or banksman shall be restricted to 60 hours.

Under no circumstances shall a crane or load come within 4 m of any energized overhead power line or other critical structure.

7.5.10 Locking-out, Isolating and Tagging Equipment.

Equipment that could present a hazard to personnel if accidentally activated during the performance of installation, repair, alteration, cleaning, or inspection work shall be made inoperable and free of stored energy and/or material prior to the start of work. Such equipment shall include circuit breakers, compressors, conveyors, elevators, machine tools, pipelines, pumps, valves, and similar equipment.

Where equipment is subject to unexpected external physical movement such as rotating, turning, dropping, falling, rolling, sliding, etc., mechanical and/or structural constraints shall be applied to prevent such movement. Equipment which has been locked-out, immobilized, or taken out of service for repair or because of a potentially hazardous condition shall be appropriately tagged indicating the reason it has been isolated and/or taken out of service.

Where safety locks are used for locking out or isolating equipment, the lock shall be specially identified and easily recognized as a safety lock.

7.5.11 Installation of Temporary or Permanent Equipment

During installation and testing the Contractor’s specialists Project Manager shall be in attendance. All control mechanism panel and wiring diagrams shall be available and printed in English.

7.5.12 Laser Survey Instruments

Details of the types and use of laser instruments shall be submitted and agreed with the Project Manager.

7.5.13 Working in Confined Spaces

Confined spaces, including tanks, vessels, containers, pits, bins, vaults, tunnels, shafts, trenches, ventilations ducts, or other enclosures where known or potential hazards may exist, shall not be entered without prior inspection by and authorization from the Site Safety Officer and the issuance of a Hazardous Work Permit.

Prior to entering the confined space, the area shall be completely isolated to prevent the entry of any hazardous substances or materials which could cause an oxygen deficient atmosphere. All equipment that could become energized or mobilized shall be physically restrained and tagged. All lines going into the confined space shall be isolated and/or blanked.

Personnel working in a confined space where emergency escape or rescue could be difficult, shall wear a safety harness attached to a lifeline. A qualified attendant(s), trained and knowledgeable in job-related emergency procedures, shall be present at all times while persons are working within the confined space. The attendant shall be capable of effecting a rescue, have necessary rescue equipment immediately available, and be equipped with at least the same protective equipments as the person making entry.

All equipment to be used in a confined space shall be inspected to determine its acceptability for use. Where a hazard from electricity may exist, equipment utilized shall be of low voltage type. The atmosphere within the confined space shall be tested to determine if it is safe to enter. Acceptable limits are:

oxygen: 19.5% lower, 22% higher;

flammable gas: not to exceed 10% of lower explosion limit;

toxic contaminants: not to exceed the permissible exposure limit.

Subsequent testing shall be done after each interruption and before re-entering the confined space, as well as at intervals not exceeding 4 hours. Continuous monitoring is preferable and may be necessary in certain situations.

Adequate ventilation shall be provided to ensure the atmosphere is maintained within acceptable limits.

7.5.14 Demolition

A detailed Method Statement detailing the demolition procedures/techniques to be used shall be submitted to and approved by the Project Manager prior to commencement of work on site.

The Method Statement must include full details of measures to be taken to ensure that there are no persons remaining in the building/structure and to distance members of the public and Contractor’s personnel from the building/structure prior to demolition.

7.5.15 Use of Explosives

The Contractor shall not use explosives without the written permission from the Project Manager and relevant authorities.

The Contractor shall observe all regulations regarding proper purchasing, transportation, storage, handling and use of explosives.

The Contractor shall ensure that explosives and detonators are stored in separate special building. These secured buildings shall be constructed, located and clearly marked in English:

“DANGER – EXPLOSIVES”

all as approved by the Project Manager and relevant authorities. The Contractor shall ensure that all possible precautions are taken against accidental fire or explosion, and ensure that explosives and detonators are kept in a proper and safe condition. The contractor shall ensure that explosives and detonators are always transported in separate vehicles and kept apart until the last possible moment and that metallic tools are not used to open boxes of explosives or detonators.

Blasting Procedure: the contractor shall carry out blasting operations in a manner that will not endanger the safety of persons or property. The Contractor shall, along with other necessary precautions:

clear all persons from building and the area affected by the blasting. All such persons shall be given adequate notice of the actual time and date of blasting; ensure that police and other local authorities are kept fully informed, in advance, of the blasting programme so that they may be present when blasting takes place if they so require; erect warning notices around the area affected that blasting operation are in progress; carry out a thorough search of buildings and the area affected prior to blasting; ensure that blasting is only carried out by experienced shot firers. Priming, charging, stemming and shot firing shall be carried out with greatest regard for safety and in strict accordance with the rules and regulations of the relevant authorities.

ensure that explosive charges are not excessive, charged boreholes are properly protected and proper precautions are taken for the safety of persons and property.

The Contractor shall maintain an up-to-date inventory of all explosives and explosive devices and shall submit a monthly report to the Project Manager, detailing the use of all explosives by date and location.

7.5.16 Excavation and Trenching

An excavation permit signed by the Project Manager must be issued before excavation proceeds in any work location. The contractor shall investigate and identify the location of existing services by study of the drawings, a visual/physical study of the site, sweeping by appropriate detection equipment and where necessary hand excavation of trial holes.

Following this investigation, the Contractor shall submit a written request for an excavation permit to the Project Manager.

The Project Manager will return the permit signed and dated to indicate:

services which are to be maintained.

services which are to be isolated.

any special precautions to be taken.

A sample Excavation Permit is given in Annex 1 to this Specification. The issue of an Excavation Permit by the Project Manager shall not relieve the Contractor of his responsibilities under the Contract.

The side of all excavations and trenches which in the opinion of the Project Manager might expose personnel or facilities to danger resulting from shifting earths shall be protected by adequate temporary supports or sloped

to the appropriate angle of repose.

All excavations, slopes and temporary supports shall be inspected daily and after each rain, before allowing personnel to enter the excavation.

Excavations 1.3 metres or more in depth and occupied by personnel shall be provided with ladders as a means for entrance and egress. Ladders shall extend not less than 1 metre above the top of the excavation.

The Contractor shall provide adequate barrier protection to all excavations. Barriers shall be readily visible by day of night.

Excavated or other materials shall be stored at least 0.65 metres from the sides of excavations.

7.5.17 Concrete Reinforcement Starter Bars

The Contractor shall ensure concrete reinforcement starter bars are not a danger to personnel. Where permitted by the Project Manager, starter bars shall be bent down. Alternatively, the starter bars shall be protected using either hooked starters, plastic caps, plywood covers or other methods agreed with the Project Manager.

7.6 Environmental and Health Requirements

7.6.1 Protection of the Environment

The Contractor shall be knowledgeable of and comply with the Environmental Management Plan (EMP) and with all environmental laws, rules and regulations for materials, including hazardous substances or wastes under his control. The contractor shall not dump, release or otherwise discharge or dispose of any such materials without the authorization of the Project Manager.

Any release of a hazardous substance to the environment, whether air, water or ground, must be reported to the Project Manager immediately. When releases resulting from Contractor action occur, the Contractor shall take proper precautionary measures to counter any known environmental or health hazards associated with such release. These would include remedial procedures such as spill control and containment and notification of the proper authorities.

7.6.2 Air Pollution

The Contractor, depending on the type and quantity of materials being used, may be required to have an emergency episode plan for any releases to the atmosphere. The Contractor shall also be aware of local ordinances affecting air pollution.

The Contractor shall take all necessary measures to limit pollution from dust and any wind blown materials during the Works, including damping down with water on a regular basis during dry climatic conditions.

The contractor shall ensure that all trucks leaving the Site are properly covered to prevent discharge of dust, rocks, sand, etc.

7.6.3 Water Pollution

The contractor shall not dispose of waste solvents, petroleum products, toxic chemicals or solutions on the city drainage system or watercourse, and shall not dump or bury garbage on the Site. These types of waste shall be taken to an approved disposal facility regularly, and in accordance with requirements of relevant Authorities. The Contractor shall also be responsible for the control of all run-offs, erosion, etc.

7.6.4 Solid Waste

7.6.4.1 General Housekeeping

The Contractor shall maintain the site and any ancillary areas used and occupied for performance of the Works in a clean, tidy and rubbish-free condition at all times.

Upon the issue of any Taking-Over Certificate, the Contractor shall clear away and remove from the Works and the Site to which the Taking-Over Certificate relates, all Contractor's Equipment, surplus material, rubbish and Temporary Works of every kind, and leave the said Works and Site in a clean condition to the satisfaction of the Project Manager. Provided that the Contractor shall be entitled to retain on Site, until the end of the Defects Liability Period, such materials, Contractor's Equipment and Temporary Works as are required by him for the purpose of fulfilling his obligations during the Defects Notification Period.

7.6.4.2 Rubbish Removal and Disposal

The Contractor shall comply with statutory and municipal regulations and requirements for the disposal of rubbish and waste.

The Contractor shall provide suitable metal containers for the temporary storage of waste.

The Contractor shall provide suitable metal containers from site as soon as they are full. Rubbish containers shall not be allowed to overflow.

The Contractor shall provide hard standings for and clear vehicle access to rubbish containers.

The Contractor shall provide enclosed chutes of wood or metal where materials are dropped more than 7 meters. The area onto which the material is dropped shall be provided with suitable enclosed protection barriers and warning signs of the hazard of falling materials. Waste materials shall not be removed from the lower area until handling of materials above has ceased.

Domestic and biodegradable waste from offices, canteens and welfare facilities shall be removed daily from the site.

Toxic and hazardous waste shall be collected separately and be disposed of in accordance with current regulations.

7.6.4.3 Asbestos Handling and Removal

The Contractor shall comply with all local regulations regarding the handling of asbestos materials. In the absences of local regulations, relevant International Standards shall apply.

7.6.4.4 Pest Control

The Contractor shall be responsible for the rodent and pest control on the Site. If requested, the contractor shall submit to the Project Manager, for approval, a detailed programme of the measures to be taken for the control and eradication of rodents and pests.

7.6.5 Noise Control

The Contractor shall ensure that the works is conducted in a manner so as to comply with all restrictions of the Authorities having jurisdiction, as they relate to noise.

The Contractor shall, in all cases, adopt the best available plant/and or machinery shall be used. All equipment shall be maintained in good mechanical order and fitted with the appropriate silencers, mufflers or acoustic covers where applicable. Stationary noise sources shall be sited as far away as possible from noise-sensitive

areas and, where necessary, acoustic barriers shall be used to shield them. Such barriers may be proprietary types, or may consist of site materials such as bricks or earth mounds as appropriate.

Compressors, percussion tools and vehicles shall be fitted with effective silencers of a type recommended by the manufacturers of the equipment. Pneumatic drills and other noisy appliances shall not be used during days of rest or after normal working hours without the consent of the Project Manager.

Areas where noise levels exceed 90 decibels, even on a temporary basis, shall be posted as high noise level areas.

7.7 Additional Requirements for Work in Public Areas

7.7.1 General

Those additional requirements shall apply to all works carried out in Public Areas.

Public Areas are defined as areas still used by or accessible to the public. These include public roads and pavements, occupied buildings and areas outside the Contractor’s boundary fencing.

All work in Public Areas shall be carried out to minimize disturbance and avoid dangers to the public.

Before commencing work, the Contractor shall ensure that all necessary resources, including labour, plant and materials will be available when required and that the works will proceed without delays and be completed in the shortest possible time. Period of inactivity and slow progress or delays in meeting the agreed programme for the Works, resulting from the Contractor’s failure to provide necessary resources or other causes within the control of the Contractor, will not be accepted. In the event of such inactivity, slow progress or delays, the Contractor shall take immediate action to rectify the situation, including all possible acceleration measures to complete the works within the agreed programme. Details of the actions and acceleration measures shall be submitted to the Project Manager. If the Project Manager is dissatisfied with the Contractor’s proposals, the Contractor shall take such further actions or measures as required by the Project Manager. All costs incurred shall be the responsibility of the Contractor.

7.7.2 Method Statement

The Contractor shall submit to the Project Manager a method statement for each separate area or work in Public Areas. The Method Statement shall include:

a general description of the Works and methodology of how it will be carried out.

Details of the measures and temporary works to minimise disturbance and safeguard the public. These shall include temporary diversions, safety barriers, screens, signs, lighting, watchmen and arrangements for control of traffic and pedestrians and advance warning to be given to the public.

Details of temporary reinstatement and maintenance of same prior to final reinstatement.

For works involving long lengths of trenches or works to be completed in sections, the lengths or sections of each activity (e.g. up to temporary reinstatement, final reinstatement) to be carried out at any one time.

Details of the availability of necessary resources (labour, plant, materials, etc.) to complete the work.

A programme showing start and completion dates and period for all activities of each length or section, including temporary works, and the works overall.

Such further information as necessary or required by the Project Manager.

The Contractor shall not commence work, including temporary works, until after the approval of the Contractor’s Method Statement by the Project Manager.

Method Statements shall be updated bases on actual progress or as and when required by the Project Manager.

7.7.3 Closure of Roads, Etc.

The closure or partial closure of roads, pavements and other public areas will only be permitted if approved by the Project Manager and Relevant Authorities. The Contractor shall detail for each closure the extent of area to be closed, the reasons and duration of the closure, and where appropriate, proposed diversions. A sample Street Closure Permit is given at Annex 2 to this Specification.

7.7.4 Trench and Other Excavations

The requirements covering trench and other excavations will depend on the location and type of the excavation and the potential risks to the public.

The following guidelines apply particularly to trenches but shall also apply to other types of excavations: before commencing work the Contractor shall:

- i. notify the Project Manager of the location and duration of the work. An excavation permit signed by the Project Manager must be issued in accordance with Sub-Clause 705.16 before excavation proceeds in any work location;
- ii. obtain permission from relevant authorities including the police when required;
- iii. erect all temporary works such as barriers, warning signs, lighting, etc.;
- iv. have available adequate materials for temporary supports to sides of excavations and necessary labour, plant and materials to complete the work within the shortest possible time.

in carrying out the works the Contractor shall, unless otherwise permitted or required by the Project Manager:

- i. not open more than one excavation within a radius of 250 metres;
- ii. limit the length of trench excavation open at one time to 150 metres;
- iii. maintain and alter or adapt all temporary works including supports to sides of excavations;
- iv. remove all surplus excavated material the same day it is excavated;
- v. complete the works, including final reinstatement within ten days;
- vi. where final reinstatement is not achieved within the required time, to carry out temporary reinstatement;
- vii. ensure that any temporary reinstatement is maintained at the correct level until final reinstatement is achieved.

The above guidelines shall not relieve the Contractor of his obligations and responsibilities.

7.7.5 Safety Barriers

Safety barriers shall be provided to the perimeter of work areas and to trench and other types of excavations and to existing openings such as manholes, drawpits and the like. When exposed to the public, safety barriers shall be provided to both sides and ends of trenches and around all sides of openings.

The Contractor shall provide details of the type or types of safety barriers for each excavation for the approval of the Project Manager prior to commencing work. No work shall commence until the safety barriers are in place.

The type of safety barrier used shall be appropriate to the particular location and the potential risks to the public.

Examples of different types of safety barriers are given below:

Type 1 - excavated material;

Type 2 - non-rigid barrier of rope or florescent tape strung between metal rods driven into the ground;

Type 3 - rigid barrier of timber, steel or concrete. Such barriers could be in the form of horizontal rail(s) or sheet material secured to posts driven or concreted onto the ground.

The following are guidelines on the type of safety barriers that could be used in differing situations. They apply particularly to trenches but also apply to other types of excavation, existing openings onto the perimeter of work areas:

areas not subject to vehicular traffic - Types 1 or 2;

roadways (low traffic speed) - Types 1 or 2;

roadways (high traffic speed or where excavation are greater than 2 m) - Type 3.

The above examples of the types of barriers and the guidelines on situations in which they could be used shall not relieve the Contractor of his obligations and responsibilities.

7.8 Contractor's Site Check List

A sample Contractor's Site Check List is included in Annex 3 to this Specification. This is included to assist contractors should they wish to introduce such a system as part of their site management procedures. The list is not exhaustive and further items will need to be added by the Contractor.

The list is issued for guidance only, and does not, in any way, revise or limit the requirements covered elsewhere in these Specifications.

Annex 1
Sample Excavation Permit

To: (Project Manager)

From: (Contractor)

Date:

Contract No:

Request for Excavation Permit No:

Please give approval for excavation to proceed in the following area:

Work to start on:

Existing services have been checked and identified by:

Drawings # Physical Survey #

Catscan# Trial Holes Excavation #

Signed (Contractor):

Approval by Project Manager

The above excavation may proceed, subject to the following:

Service to be maintained:

Services to be isolated before work proceeds:

Other matters:

Signed (Project Manager):

Date:

Annex 2
Sample Street Closure Permit

To: (Project Manager)

From: (Contractor)

Date:

Contract No:

Request for Street Closure Permit No:

Please give approval for the closure of the following street(s) from to (dates)

Street(s):

Reasons:

Proposed diversions:

Signed (Contractor):

Approval of the Project Manager

The above street(s) may be closed for the periods stated subject to the following conditions:

Approval has been given by the relevant authorities and the police;

Other:

Signed (Project Manager):

Date:

Annex 3

Sample Contractor's Site Check List

Safe Access:

- arrangements for visitors and new workers to the site
- safe access to working locations
- walkways free from obstructions
- edge protection to walkways over 2m above ground
- holes fenced or protected with fixed covers
- tidy site and safe storage of materials
- waste collection and disposal
- chutes for waste disposal, where applicable
- removal or hammering down of nails in timber
- safe lighting for dark or poor light conditions
- props or shores in place to secure structures, where applicable

Ladders:

- to be used only if appropriate
- good condition and properly positioned
- located on firm, level ground
- secure near top. If not possible, to be secured near bottom, weighted or footed to prevent slipping
- top of ladder minimum 1 metre above landing place

Scaffolding:

- design calculation submitted
- proper access to scaffold platform
- properly founded uprights with base plates
- secured to the building with strong ties to prevent collapse
- braced for stability
- load bearing fittings, where required
- uprights, ledgers, braces and struts not to be removed during use
- fully boarded working platforms, free from defects and arranged to avoid tipping or tripping
- securely fixed boards against strong winds
- adequate guard rails and toe boards where scaffold is 2m above ground
- designed for loading with materials, where appropriate
- evenly distributed materials
- barriers or warning notices for incomplete scaffold (i.e. not fully boarded)
- weekly inspections and after bad weather by competent person
- record of inspections

Excavation:

- underground services to be located and marked, precautions taken to avoid them
- adequate and suitable timber, trench sheets, props and other supporting materials available on site before excavation starts
- safe method for erecting and removal of timber supports
- sloped or battered sides to prevent collapse
- daily inspections after use of explosives or after unexpected falls of materials
- safe access to excavations (e.g. sufficiently long ladder)
- barriers to restrict personnel/plant
- stability of neighbouring buildings
- risk of flooding

- materials stacked, spoil and vehicles away from top of excavations to avoid collapse
- secured stop blocks for vehicles tipping into excavations

Roof Work:

- crawling ladders or boards on roofs more than 10 degrees
- if applicable, roof battens to provide a safe handhold and foothold
- barriers or other edge protection
- crawling boards for working on fragile roof materials such as asbestos cement sheets or glass. guard rails and notices to same
- roof lights properly covered or provided with barriers
- during sheeting operations, precautions to stop people falling from edge of sheet
- precautions to stop debris falling onto others working under the roof work
- Transport and Mobile Plant:
 - in good repair (e.g. steering, handbrake, footbrake)
 - trained drivers and operators and safe use of plant
 - secured loads on vehicles
 - passengers prohibited from riding in dangerous positions
 - propping raised bodies for tipping lorries prior to inspections
 - control of on-site movements to avoid danger to pedestrians, etc.
 - control of reversing vehicles by properly trained banksmen, following safe system of work
- Machinery and Equipment:
 - adequate secured guards in good repair to dangerous parts, e.g. exposed gears, chain drives, projecting engine shafts

Cranes and Lifting Appliances:

- weekly recorded inspections
- regular inspections by a competent person
- test certificates
- competent and trained drivers over 18 years of age
- clearly marked controls
- checks by driver and banksman on weight of load before lifting
- efficient automatic safe load indicator, inspected weekly, for jib cranes with a capacity of more than one tonne
- firm level base for cranes
- sufficient space for safe operation
- trained banksman/slinger to give signals and to attach loads correctly, with knowledge of lifting limitation of crane
- for cranes with varying operating radius, clearly marked safe working loads and corresponding radii
- regular maintenance
- lifting gear in good condition and regularly examined

Electricity:

- measures to protect portable electric tools and equipment from mechanical damage and wet conditions
- checks for damage to or interference with equipment, wires and cables
- use of correct plugs to connect to power points
- proper connections to plugs; firm cable grips to prevent earth wire from pulling out “permit-to-work” procedures, to ensure safety
- disconnection of supplies to overhead lines or other precautions where cranes, tipper lorries, scaffolding, etc. might touch lines or cause arcing

Cartridge Operated Tools:

maker's instruction being followed

- properly trained operators, awareness of dangers and ability to deal with misfires
- safety goggles
- regular cleaning of gun
- secure place for gun and cartridges when not in use
- Falsework/formwork:
 - design calculations submitted method statement dealing with preventing falls of workers
 - appointment of falsework coordinator
 - checks on design and the supports for shuttering and formwork
 - safe erection from steps or proper platforms
 - adequate bases and ground conditions for loads
 - plumb props on level bases and properly set out
 - correct pins used in the props
 - timberwork in good condition
 - inspection by competent person, against agreed design, before pouring concrete

Risks to the Public:

- identify all risks to members of the public on and off site, e.g. materials falling from scaffold etc., site plant and transport (access/egress) and implement precautions, e.g. scaffold fans/nets, banksmen, warning notices, etc.
- barriers to protect/isolate persons and vehicles
- adequate site perimeter fencing to keep out the public and particularly children. secure the site during non-working periods
- make safe specific dangers in site during non-working periods, e.g. excavations and openings covered or fenced, materials safely stacked, plant immobilized, ladders removed or boarded

Fire – General:

- sufficient number and types of fire extinguishers
- adequate escape routes, kept clear
- worker awareness of what to do in an emergency
- Fire – Flammable Liquids:
 - proper storage area
 - amount of flammable liquid on site kept to a minimum for the day's work
 - smoking prohibited; other ignition sources kept away from flammable liquids
 - proper safety containers
- Fire – Compressed Gases, e.g. Oxygen, LPG, Acetylene:
 - properly stored cylinders
 - valves fully closed on cylinders when not in use
 - adopt "hot work" procedures
 - site cylinders in use outside huts
- Fire – Other Combustible Materials:
 - minimum amount kept on site
 - proper waste bins
 - regular removal of waste material

Noise:

- assessment of noise risks
- noisy plant and machinery fitted with silencers/muffs
- ear protection for workers if they work in very noisy surroundings

Health:

- identify hazardous substances, e.g. asbestos, lead, solvents, etc., and assess the risks
- use of other substances where possible
- control exposure by means other than by using protective equipment
- safety information sheets available from the supplier
- safety equipment and instructions for use
- keep other workers who are not protected out of danger areas
- testing of atmosphere in confined spaces; provision of fresh air supply if necessary. Emergency procedures for rescue from confined spaces

Manual Handling:

- avoid where risk of injury
- if unavoidable, assess and reduce risks

Protective Clothing:

- suitable equipment to protect head, eyes, hands and feet where appropriate
- enforce wearing of protective equipment

Welfare:

- suitable toilets
- clean wash basin, hot/warm water, soap and towel
- room or area where clothes can be dried
- wet weather gear for those working in wet conditions
- heated site hut where workers can take shelter and have meals with the facility for boiling water
- suitable first aid facilities

Work in Public Areas:

- all risks to the public identified
- method statement approved
- road closures approved
- temporary diversions in place
- safety barriers erected/maintained
- labour, materials, plant and other resources sufficient to meet programme
- temporary reinstatement completed and properly maintained
- permanent reinstatement completed at earliest possible date.

Section 8. Environmental Impact Mitigation

8.1 General

All construction related environmental impacts can be mitigated with the observation of good construction practice and careful on site monitoring. The Contractor shall abide by all the provisions of the Project Environmental Management Plan (hereinafter referred to as the EMP), Environmental Impact Assessments (EIAs), NEMA Environmental Permit, all related laws, standards and directives in force in Kenya, and with any amendment thereof introduced during the execution of his Contract.

The Clauses should be read in conjunction with those in the General Specification. In the event of any ambiguity or discrepancy this specification shall take precedence.

8.2 Methods Statements

The Contractor shall provide in a timely manner a Method Statement for any mitigation measures in the EMP, EIAs, and NEMA Permit for which the Project Manager requests a separate Method Statement. Should the method of work proposed by the Contractor be unacceptable to the Project Manager, the Contractor shall provide a revised Method Statement. The work will not be allowed to proceed until a Method Statement has been approved by the Project Manager. Method Statements to be provided should include, but not be limited to the following:

- Site Clearance;
- Landscape Planting and Site Rehabilitation;
- Traffic Management Plan;
- Environmental Monitoring (Air, Water and Noise);
- Health and Safety Plan;
- Emergency Management and Disaster Preparedness Plan (to include hurricanes, earthquakes, flooding, fire, oil spills, etc.);
- Traffic Management Plan

8.3 QSE Reporting, Inspections and Audits

The Contractor shall provide the Project Manager with a monthly Quality, Safety and Environment (QSE) report no later than 7 days after the end of the reporting month and be subject to regular QSE system inspections and audits by the Project Manager.

8.4 Environmental Monitoring and Reporting

The Contractor is required to put in place a programme of regular environmental monitoring for air quality, water quality and noise to meet the requirements and conditions of the EMP, EIAs, and NEMA Permit. The monitoring programme should be conducted in accordance with a Method Statement which has been approved by the Project Manager and the appropriate regulatory agency.

Reports on the monitoring programme should be submitted to the Project Manager and the relevant regulatory agency.

8.5 Access Requirements for Supervision

Any Officer or Agent authorised in writing by the AWWDA, NEMA, their agents or other organisation for which from time to time it may be necessary, may at any time enter any premises whether prescribed or otherwise and may:

- Examine and inspect equipment, control apparatus, monitoring instruments or plant;
- Take samples of any material that is emitted, discharged or deposited, or is likely to be, from such premises;
- Examine any books, records or documents relating to the performance or use of such equipment, apparatus, instruments or plant, or relating to the emission, discharge or deposit from such premises; and
- Photograph such premises as is considered necessary or make copies of any book, records or documents seen in the course of examination.

8.6 Conditions of Site

Before carrying out any work on any Site, the Site shall be inspected by the Contractor in conjunction with the Project Manager to establish its general condition, which shall be agreed and recorded in writing, and where in the opinion of the Project Manager it is deemed necessary, by means of photography.

8.7 Adjoining Property

The Contractor shall advise owners, occupiers and users of the dates on which work is to be executed on adjacent property not less than 48 hours prior to commencement, and take all reasonable precautions to prevent collateral damage and, if any damage is caused, make good to the satisfaction of the owner at the Contractor’s expense.

8.8 Landscape

The Contractor shall exercise care to preserve the natural landscape and shall conduct his operations so as to prevent any unnecessary destruction, scarring or defacing of the natural surroundings in the vicinity of the work.

Except where clearing is required for permanent works, all trees, native shrubbery and vegetation shall be preserved and shall be protected from damage that may be

caused by the Contractor’s equipment and operations. No trees shall be cut down outside defined work site boundaries without the specific approval of the Project Manager. The trees identified for preservation should be flagged prior to the commencement of clearing activities.

Where unnecessary destruction or defacing of landscape or natural vegetation, has occurred the Contractor shall be responsible for repairing, replanting or otherwise correcting the damage at his own expense.

8.9 Site Clearance

Materials other than topsoil arising out of site clearance shall be disposed by the Contractor off the Site, or where approved by the Project Manager, on the site in a manner and place approved by the Project Manager.

The extent and depth of topsoil to be removed shall be agreed with the Project Manager. Topsoil shall be set aside for subsequent re-use or disposal as directed by the Project Manager, and will be stored in such a manner as will preserve its fertility until such time as re-use or disposal is directed.

8.10 Ecosystems and Wildlife

The Contractor shall institute penalties for construction workers, including those of sub-contractors, who unnecessarily damage or destroy wildlife and other features of the natural ecosystem. Summary dismissal shall be the penalty for workers found collecting eggs or illegally partaking in the trading of species or any activity involving the unwarranted disturbance of any protected species, on or off construction sites.

8.11 Access to Work Sites

The mitigation of the impacts from construction traffic can take three forms; access control, road cleaning and definition of approved routes.

For access control, the Contractor shall restrict turning movements to approved access points to and from existing highways and, if necessary, improve existing junction layouts to reduce the potential for accidents. Restrictions on the timing of use, with construction traffic prohibited outside of specified, supervised hours, may also be required.

Road cleaning measures will be required to ensure roads are kept in a safe condition, that surplus oil, mud and other materials are removed on a regular basis.

Prior to commencement of the Contract, the Contractor shall submit for the approval of the Project Manager a Traffic Management Plan outlining points of access to the primary road network, additional traffic control measures to be implemented, proposals for signage and road cleaning together with a programme for these activities.

Wide or abnormal load movements shall wherever possible be transported during the early hours of the morning. Appropriate times of operation would be between 2300 and 0500 hours. Such loads will require specific obstruction-free routes to be defined in consultation with the Kenyan Constabulary. These details, together with the proposed timings of the movement shall be submitted to the relevant authorities and the Project Manager for approval.

Garage and maintenance areas for vehicles should have oil and grease interceptors for wash water.

8.12 Dislocation of Existing Access

On the basis of the information contained in his Programme of Works, the Contractor shall prepare a plan of diversions and temporary works for approval by the Project Manager. The plan shall include details of to the proposed works, arrangements for signage, the timing of the proposed closure and works with start date, reopening date and the hours of closure, and the programme of making good.

8.13 Public Utilities

At the commencement of the Contract, the Contractor shall examine the site and identify/verify all utilities above or below ground, and shall record all such information on suitable Site Drawings, which shall be submitted to the Project Manager within one month of commencement of the Works. The Contractor shall for this purpose excavate trial pits or take any other measures needed as may be necessary for identification and verification of existing utilities. The Contractor shall request of the utility agencies confirmation and definition of all utilities sites in and adjacent to all construction sites.

The Contractor shall liaise with the agencies responsible for the maintenance of utilities that may be crossed, temporarily diverted or in any other way affected by construction works as to the timing and nature of the works proposed. Any curtailment of a utility service shall only be undertaken with the prior approval of the service provider and

the Project Manager.

Damage to any utility will be made good to the satisfaction of the utility agency at the Contractor's cost. Such repair work shall be treated as an emergency and undertaken without undue delay, notwithstanding that the Project Manager may not be immediately available. All such damage shall be reported in writing to the Project Manager with details of the remedial action undertaken.

8.14 Wastewater Disposal

The Contractor shall submit a proposed plan for the disposal of wastewater from the construction camp and all other sites at which it will be generated to the Project Manager for approval. Prior to installation, the Contractor shall obtain approval for proposed disposal system from all appropriate agencies and from the Project Manager.

8.15 Solid Waste Disposal

Where possible, all on and off site facilities shall be included in the existing municipal solid waste collection and disposal process. The Contractor shall provide any necessary special handling and treatment of any generated solid waste and separate such materials from other waste for collection and disposal.

If it is not considered feasible or desirable to incorporate sites into established municipal waste collection systems, the Contractor shall collect and transport materials to an approved landfill site.

The normal manner of disposal shall include all necessary precautions to prevent air, soil and water air pollution, drainage impedance, fire hazard and damage to ecosystems.

8.16 Soil Pollution

The Contractor shall be required to perform all construction activities by methods that will prevent pollution of the soil by accidental spillage of solid or liquid contaminants. If a significant spillage does occur the Contractor shall remove all contaminated soil in a manner and to a site specified by the Project Manager. Where necessary, appropriate replacement material shall be laid. The costs of these actions and related materials shall be borne by the Contractor.

8.17 Surface Watercourses

Work adjacent to or in surface watercourses and drainage channels shall allow for the maintenance of flow and avoid discoloration.

8.18 Water Pollution

The Contractor shall comply with all applicable regulations concerning the control and abatement of water pollution in Kenya.

The Contractor's construction activities shall be performed by methods that will prevent the entrance or accidental spillage of solid matter or liquid contaminants, debris and wastes to watercourses, drainage ditches and ground water aquifers.

In the event of a serious spill, and contamination, the Contractor shall notify relevant authorities and the Project Manager immediately. Any remedial works instructed, shall be undertaken by

the Contractor or any other specified body at the Contractor's expense. Such work shall be undertaken as a matter of urgency. Intentional failure or delay in issuing notification of such spills, or to implement remedial works, shall be considered a Breach of Contract.

8.19 Erosion

The Contractor shall at all times take care to prevent erosion of areas which may be affected by his operations and the Project Manager may impose such reasonable limitations and restrictions upon the method and timing of work as the circumstances warrant.

All temporary discharge points shall be located, designed and constructed in a manner that will minimize the potential threat of erosion in the receiving channels.

The Method Statements for Site Clearance and for Landscaping and Site Rehabilitation should address the issue of soil erosion and sediment discharge.

8.20 Risk of Flooding

The Contractor's attention is drawn to the risk of flooding during storms and shall take appropriate precautions to ensure surface water is free to flow naturally and shall not cause obstructions liable to increase the risk of flooding. Watercourses upstream of the road shall not be interfered with, altered or diverted, and materials shall not be stored or deposited across a watercourse, culvert or drain entry so as to obstruct any natural flow of surface water. All works shall be adequately protected and marked so as not to increase the risk of injury or damage to the works, persons, vehicles, etc. in the event of flooding.

The Contractor should take steps to ensure that storm water entering watercourses should be free from silt and suspended materials.

The Contractor shall bear all costs and expenses for protection works which he executes including construction of temporary diversion banks and channels and all necessary works against flooding.

8.21 Aggregate. Fill and

Spoil Heaps

The contractor shall ensure that all such heaps are located at sites that are generally on land, with slopes of less than 1.5% and that do not permit direct run off to water courses. Aggregate stockpiles shall not exceed their natural angle of repose unless structurally supported. The on site storage of excessive quantities materials shall be avoided.

All such heaps shall be of a size and stability to ensure the risk of mass movement during periods of intense rainfall is minimised. Where necessary a shed or tarpaulin cover may need to be provided to prevent erosion from wind and rain.

8.22 Noise

The Contractor shall ensure that all the equipment utilised in the construction of the project is fitted with appropriate noise muffling devices that conforms to the following sound level emissions:

Construction Equipment Noise Limits

Activity	Source	Day	Night
Earthworks	Surfacing	75	55
	Bulldozer/excavator	dB(A)	dB(A)
Piling	Piling machine	85	None
		dB(A)	
Structural	Concrete	70	55
	mixer/concrete	dB(A)	dB(A)
	pump		
	Roller	70	55
		dB(A)	dB(A)

Equipment not covered under these regulations should be fitted with muffling devices in accordance with manufacturers’ recommendations.

Equipment and vehicles that are excessively noisy due to poor engine adjustment, damaged noise amelioration equipment, or other inefficient operating conditions shall not be operated until corrective measures are taken.

The Contractor shall ensure plant operated intermittently is shut down, or at a minimum throttled down during idle periods.

In general, noisy operations shall be restricted to between 7 am and 9 pm, and not undertaken on public, religious or other holidays. The public shall be informed of the expected time and duration of works that may emit significant noise levels.

Noise sensitive areas should be identified by the Contractor and a programme of regular monitoring designed and implemented by the Contractor.

Piling operations should be restricted to the hours of 9 am and 4 pm. Advance notice by the Contractor of work starts of at least 5 days shall be given to residents or users of properties within 50 m of a

piling site. Such notice shall take the form of public notices displayed within affected neighbourhood.

Approval to extend periods of operation may be given by the Project Manager in consultation with the relevant municipality authority but only where it is necessary to maintain the stability of the Works or for the maintenance of workers and public safety. Extended periods of overtime working shall not be permitted except in the most exceptional cases. Persons living within 50m of the works area designated for extended hours of operation should be informed in writing at least 48 hours before the change in operating hours.

8.23 Air Pollution excluding Dust

In the conduct of general construction activities and the operation of equipment, the Contractor shall utilize all practical methods and devices as are reasonably available to control, prevent and otherwise minimize atmospheric emissions or the discharge of air contaminants. This will include:
Equipment and vehicles that show excessive emissions of exhaust gases due to poor engine adjustment or other inefficient operating conditions should not be operated unless corrective measures are taken;
Burning of materials resulting from the clearance of trees, bushes and combustible materials shall not be permitted.

8.24 Dust

The Contractor shall take all necessary measures to limit pollution from dust and any wind blown materials during the works, including damping down with water on a regular basis during dry and windy climatic conditions. All trucks using public roads shall be properly covered to prevent discharge of dust, rock and sand. During the performance of the Works required the Contractor should be responsible for all labour, equipment, materials and the means required to carry out efficient control, wherever and as often as necessary, to prevent dust from his operations from damaging dwellings, crops, or causing a nuisance or health hazard to persons.

Part 2 – Employer’s Requirements

Specific dust suppression measures may include:

The provision of water troughs at entry and exit points to prevent the carry over, beyond the construction site, of dust emissions;

Use of appropriate hoardings;

Using coverings for all vehicles transporting materials likely to give off excessive dust emissions.

Vehicles should not be overloaded above the freeboard.

The Contractor will be held liable for any damage resulting from dust originating from his operations.

8.25 Storage of Fuel

All fuel storage tanks shall be located on hard standing and bunded to prevent the outflow of any spilt fuel. The capacity of the bunded area shall be 110% of the volume of the fuel storage. Each installation shall be complete with all protective guards and warning signs as approved by the Project Manager.

8.26 Oil and Grease

All oils and greases shall be kept secure under cover and where it will not normally come in contact with drainage channels or watercourses.

The disposal of waste oil, grease and other hydrocarbon products shall be to a disposal facility licensed to take such materials, and to the approval of the Project Manager.

8.27 Hazardous Materials

The Contractor shall submit to the Project Manager an inventory of all potentially hazardous materials to be stored on site, together with a preliminary indication of the quantities of material that may be present at any one time. A Materials Safety Data Sheet (MSDS) should be kept on file for every chemical in the inventory and be available on site.

Facilities for the storage, handling and use of such materials shall be in accordance with manufactures’ recommendations, MSDS, and to the approval of the Project Manager.

Facilities for the storage of classified hazardous materials, whether the buildings in which containers are stored or the containers themselves, shall be clearly identified with the standard HAZCHEM markings, and access to them permitted only to authorized personnel.

No waste or surplus hazardous chemical shall be disposed of unless approval is obtained in writing from the Project Manager, identifying the nature of the material, the amount, details of origin and any batch reference, and the location and method of disposal.

Staff and sub-contractors staff should be trained in the proper storage, use and disposal of these hazardous materials and provided with the appropriate Personal Protective Equipment (PPE).

8.28 Landscape Planting

Areas to be planted shall be soiled with good quality fertile soil

not less than 300 mm compacted thickness, which shall be raked and brought to a fine tilth.

Species to be planted and their spacing shall be approved by the Project Manager and the areas shall be watered and attended until the plants have become well established. The Contractor shall supply attendance during the Defects Liability Period to ensure that all planted areas are kept weeded and watered, with die back removed and replaced as necessary.

A Method statement for Landscaping is required.

8.29 Operations and Maintenance (O&M) Manuals

O&M Manuals developed by the Contractor should address all issues contained within the EMP, EIAs and the NEMA permit in respect of Operational Monitoring

9.0 BOREHOLE CONSTRUCTION

Conformity Visit for Drilling Rigs and Contractor's Equipment

Before erection of the drilling rig at the first borehole location, the Project Manager will verify that the Contractor's has mobilized the equipment listed in the Contract. No authorization to start the drilling works will be given if equipment is not mobilized as listed.

At any moment during drilling operations, the Project Manager may interruption works operations if the equipment mobilized by the Contractor differs from those listed in the Contract.

Method for Boreholes Construction

9.1. Location of boreholes

The final locations of boreholes will be given by the Project Manager, with a minimum 5 days' notice before erection of rig at site. Each site will not be located less than 90 m from the previous one in the same well-field.

9.2 Drilling techniques

a) Depth and boreholes design

The boreholes to be drilled will be required to penetrate thickness up to 10 m to 20 m soil or poorly consolidated sediments. The contractor should indicate clearly in his proposal the drilling technique he will operate for drilling the first poorly consolidated levels.

The required drilling technique down to a depth of about 230m is rotary drilling with bentonite accepted in the drilling fluid (see § 5.4 for characteristics of the drilling fluid).

b) Centralisers and end plug

In order to achieve the required borehole linearity, all casing permanently installed in wells should be fitted with centralisers at 6 meter intervals or as otherwise directed by the Project Manager. The centralisers should be factory manufactured from spring steel straps welded to hinged steel collars to the approval and direction of the Project Manager.

A factory manufactured stainless steel end plug will be installed at the bottom of the screen and tubes.

c) Gravel pack installation

A special attention will be paid to quality of gravel pack installation. The mud circulation should be maintained during gravel pack installation.

No gravel pack could be installed in the well without use of a cross-over tool. With this tool, the fluid and filter pack pumped down through the drill pipe will discharge bellow the packed associated to the cross-over tool while the return flow will be conducted up through the packer into the annular space around the drill pipe. The stinger pipe below cross-over tool will extend to some 1 m of the bottom of the screen.

In order to prevent undesirable separation of coarse and fine fraction of the gravel pack, the uniformity coefficient of the mixture will be lower than 2.5 (see § 5.6. Characteristics of the gravel pack). In order to check the perfect installation of the gravel pack, a 3m piece of telltale screen will be installed above the production screen, inside the telescoped section.

d) Partial backfilling of wells

The Contractor may be required to backfill an existing well to a depth specified by the Project Manager. The backfill material will consist of sand and ten millimeters by twenty millimeters crushed or graded gravel or other sized gravel. All such backfill material must be approved by the Project Manager before being used in the well.

e) Cementation under pressure

The Cementation under pressure should be done from the bottom through a cementing shoe: the annular space shall be filled in by cement up to cement appears at the surface. If cement fail to reach the surface, the Contractor, should at his own cost and to the satisfaction of the Project Manager, demonstrate that the cement is continuously sealing the casing from the bottom to half of the cemented depth. It should then continue the cementation from the surface and finally demonstrate at his own cost and to the satisfaction of the Project Manager, that cement is continuously sealing the whole casing.

Should the Contractor fail to conduct these operations to the satisfaction of the Project Manager, the borehole may be declared lost.

f) Failure of casing strings to enter well

In the event that any string of casing will not enter the well, the casing will be removed and the well will be reamed or re-drilled. If the string of casing still does not enter the well, the well will be declared lost.

9.3. Drilling Sequence

- Drilling of the poorly unconsolidated levels, up to 10 to 20 m
- Installing of a surface casing from the bottom of the hole to the surface
- The surface casing will be fixed in position by cement being placed in the bottom half meter of the hole by tremmie pipe installed inside the casing, to ensure that the surface pipe remains plumb, and that there is an annular seal for the cement. The annular space between the well and the surface casing will then be filled with cement up to 1 m below ground surface. Once in place the cement will be allowed to set for a period of 12 hours
- Drilling of the borehole down to a depth of about 230 m (diam. 20 or 22") below the ground.
- An electrical well logging shall be performed and decision can be taken to continue drilling (come back to previous indented line)
- The extrados of the casing is cemented under pressure from the bottom up to the surface. The Contractor will provide all necessary equipment to ensure the correct and successful displacement of the cement. Before proceeding with the cementing of the casing, circulation should be established around the casing without any loss and on completion of the cementing some cement should return to the surface.
- The cement is allowed to set for 24 hours minimum
- Gravel pack shall be installed beneath the screens and tubes using a cross-over tool.
- The borehole is then developed
- A full pumping test is completed
- The well head is constructed

9.4. Sampling and logging

a) Formation Sampling

Representative samples of the strata penetrated will be collected every meter (or as otherwise directed and approved by the Project Manager), by whatever method is standard for the drilling technique in use.

A sample of the formation cuttings will be removed from the drilling medium by collecting the sample in a screen, or by collecting a large sample of the drilling fluid and allowing the cuttings to settle out. Care will be taken to ensure that the sample is representative of the material being drilled and not contaminated by hole erosion or cavings.

The samples will be placed in approved and appropriately marked heavy plastic sample bags and handed over in a sturdy box to the Project Manager. The sample box will be a container fitted with individual compartments for the samples. A card will be inserted into each compartment along with the sample, indicating, in water-proof ink, the depth from which the sample was recovered.

When requested by the Project Manager, the samples will be displayed in a neat and organized manner so that the entire geologic section is clearly represented.

b) Well head logging

Penetration rates, measured as minutes per meter drilled, must be recorded for every meter in the drillers log in regard with the pressure on the tool. The Contractor must report immediately to the Project Manager's representative on site any changes in the penetration rate. The penetration rate report must include the method of drilling used and if any changes in the drilling method must be recorded its depth and time of change. Drilling interruption for flushing without drilling, stoppage during installation of additional drill pipes; breakdowns, etc must be properly recorded so that the drilling rates can be properly interpreted purely based on time taken for drilling.

The contractor shall endeavour to operation in such a way as to detect water strikes by noting increases in flow rates. For this purpose marsh funnel and stopwatch must be available. In order to measure yield rates during drilling and so to obtain an indication of water strikes, the return water must be directed through a gauging weir consisting of a 90o weir plate (V – Notch) installed at a suitable point in the return water circulation system. The dimension of the V-Notch should be at least 800mm wide across the top and the V and 400 mm vertical depth.

3.5. Borehole development and cleanup

Well development will be conducted with successively both airlift pump system and interrupted over-pumping. All well development methods and chemicals must be approved by the Project Manager.

For airlift pump system, it is a requirement that the double-tube airlift method to be used by the drilling contractor for the development of boreholes. Development must begin from the bottom of the borehole, the apparatus being placed about 1 m above the base of the borehole. The air is turned on and off repeatedly to agitate the fine material within the gravel pack and the surrounding formation. This process continued every two meters upward within the borehole until the static water level is reached. Once this is completed the apparatus is lowered to the bottom of the borehole to remove sand and gravel and the borehole is then further airlifted until the water is totally clean to the satisfaction of the Project Manager.

For interrupted pumping, the pumping shall be done at rates up to 2 times the design capacity. The pumping should be carried out in at least 5 steps, which should include pumping rates of

0.25, 0.5, 1, 1.5 and 2 times the design capacity, with no check valve nor foot valve present. Pumping shall be conducted in 5 minute cycles.

Development shall continue for a minimum of 6 hours air-lift development plus 3 hours interrupted pumping development and until the discharge water is clean and free of sand (i.e. no more than 1 cm diam. sand stain test) or until such time as the Project Manager finds acceptable. No payment shall be made for the extra hours necessary after 15 hours of development.

9.6. Borehole Disinfection

The Contractor shall at all times take every precaution to ensure that the borehole is kept free of contamination. The Contractor will ensure that formation stabilizer material is disinfected prior to installation.

Disinfection of the borehole shall be undertaken immediately after the borehole development process has been completed. The Contractor will devise a method for the disinfection procedure that meets the approval of the Project Manager. The Contractor will include the cost of the disinfection process in his unit process for borehole construction.

The Contractor shall ensure that the disinfecting agent is uniformly applied throughout the entire water depth of the borehole. The disinfecting agent may be placed by a tremie pipe of sufficient length to extend to the bottom of the borehole. The disinfecting agent shall be applied through the hose that shall be raised and lowered to achieve uniform distribution of the solution throughout the borehole.

9.7. Concrete slab, well heads and capping of boreholes

a) Sanitary seal

The annular space between the borehole and wall of the surface casing shall be grouted for sanitary seal for a depth not less than 2 m below ground surface with mixture of cement and water slurry by a pour-in method from the top.

Cement grouting shall be carried out in one continuous operation before initial setting of the cement occurs. Regardless of the method used, the grout shall be introduced at the bottom of the space to be grouted. In no circumstance will this be less than 2 m below the wellhead. The method proposed by the Contractor will be changed or modified if and required to suit the local conditions.

b) Construction of concrete slab

After the completion of the borehole to the satisfaction of the Project Manager, the Contractor if must excavate around the sanitary seal until reasonably firm formation is reached.

The ends of the surface casing shall be cut off 0.5 m below the surface level.

The Contractor shall construct a reinforced concrete block (with 12 mm steel reinforcing rods at equal spacing) with the surface dimension of 1 m width, 1 m length and 1.5 m high (1 m below the surface level, 0.5 m above the surface level). Surface of the concrete block will have a divergent slope.

The well casing must protrude 0.2 m above the concrete block unless otherwise specified by the Project Manager.

The wellhead block shall be cast around the surface casing in accordance with the Contract drawings, with 0.5 m inside the concrete slab.

c) Wellhead block and capping

The wellhead block without artesian pressure is detailed in the drawings section. The Contractor shall supply all materials and carry out the construction of the wellhead according

to the following instructions:

- on the top of this casing, a welded flange (stainless steel, 10 mm tick);
- over the flange, a capping plate (stainless steel, 10 mm tick) bolted together with the coupling in 8 points and welded in 10 points.

The wellhead block with artesian pressure will be equivalent to the above, but should stand up to 3 bars pressure.

The well head shall be marked with the well number, in a manner approved by the Project Manager.

9.8. Lost boreholes and abandonment

a) Failure to complete wells

Should any accident to the plant, jamming of the tools or casing, collapse of the borehole, or any other causes due to the Contractor's negligence, prevent the satisfactory completion of the works, the borehole shall be deemed to be lost and no payment shall be made for that borehole or for any material not recovered there from, nor for any time spent during operations or while attempting to overcome the problems. The option of declaring such lost well shall rest with the Contractor.

In the event of a well potentially being deemed lost, the Project Manager may where possible redesign the well so that it is of use to the Employer and payment will be made in accordance with quantities and rates written in the Contract document. Should it not be possible to do this, the well shall be declared 'lost'.

A well may also be declared lost by the Project Manager if it is not completed as required due to uncontrolled caving, lost tools down-hole which cannot be recovered, lost circulation zones, unsuccessful cementing or any other reason which leads to failure of completion and which renders the well useless or of little value to the Employer.

A lost hole should be neutralised by a full cementation at the satisfaction of the Project Manager.

No payment shall be made for a lost well and its neutralisation.

In the event of lost well the Contractor shall drill a new well at a site indicated by the Project Manager.

b) Fishing

Under no circumstances will the Employer pay any charge for time spent on fishing operations due to the Contractor's negligence, broken drill string components, stuck pipe, junk in the hole or any other reason. Contractors are advised to assure themselves of the good condition of all drill string components and maintain adequate wellhead security at all times.

c) Abandonment

The Project Manager shall have the right at any time during the progress of the work to order the abandonment of a borehole.

The Contractor thereupon shall withdraw the casing from the borehole, if applicable, and salvage or attempt to salvage all such materials as the Project Manager shall direct and/or up until the Project Manager revokes such direction and shall fill in or leave the borehole to the satisfaction of the Project Manager. Aquifers may be sealed by cement.

Payment shall be made for such abandoned boreholes at the rates and tariffs shown in the Bill of Quantities.

9.9 . AQUIFER TESTING AND WATER QUALITY

9.9.1. Introduction

The aquifer pumping test is a thorough and precise test of the characteristics of the water bearing formation in the vicinity of the well. It is of prime importance that the Contractor correctly monitors test pumping operations to ensure that accurate data is obtained. Testing work will be carried out with the intent of maximising the chances of success in completing tests within the allocated period of time.

For testing operations, the pump test will be installed at the bottom of the pump house, i.e. the bottom of the casing.

9.9.2. Calibration test

Before beginning the actual tests on each well, a calibration test must be undertaken. This involves checking that all equipment including the pump, generator, manometer and pipes are working satisfactorily. The discharge pipeline shall be checked for leaks. The gate valve shall be graduated and relative discharge positions marked in preparation for the step test. Once the calibration test has been completed the well must be allowed to recover to the satisfaction of the Project Manager, before the actual test pumping operations can begin.

The cost of the calibration test shall be uniformly spread over the pump test items of the Bill of Quantities.

9.9.3. Tests sequence and duration

If calibration test shows that a well has sufficient capacity to be interest, pump testing shall be carried out. The following two types of test may be conducted according to the instruction of the Project Manager.

- Continuous Step Draw-Down test: The Step Draw-Down test shall have six (6) steps of one (1) hour each, without rest period. The test shall begin with the lowest discharge rate (about 1/5 of the pump capacity) and increase consecutively until the maximum discharge rate is reached. (about 150% of the planned well yield). Upon completion of the step drawdown test, a step recovery test shall be undertaken, which should normally last for at least two (2) hours or as otherwise directed by the Project Manager.
- Constant discharge test. Constant discharge tests will be hundred twenty (120) hours in length followed by a twenty four (24) hours recovery period, at a pumping rate close to the planned well yield (70 l/s or 115 l/s). The Project Manager or his representative during the test on the basis of the measurements made and his analysis may increase or reduce both periods thereof.

The pump test shall be terminated only upon the written notice of the Project Manager or his representative.

The test pump cannot be removed from the well during the recovery periods.

The pumped water during pumping test should not be allowed to from pools to avoid re-infiltration in the vicinity of the wells. If the Project Manager feels that infiltration would take place around the well he can order the Contractor to dispose the water by means of discharge pipes toward a nearby natural drain over a distance where infiltration in to the aquifer during testing is negligible.

9.9.4. Water level measurements

During the period of the tests, the Contractor shall measure and record water levels in the pumped well. For measurement of water levels in wells, pressure meter or electric water level indicators shall be used.

If water level indicator is used, the Contractor shall have at least two water level indicators on each site. In the tested well, the measurement will be done through a temporary measurement pipe which shall be deep enough to reach the top of the pump.

The water level measurement will also be done in up to 2 neighbour wells designated by the Project Manager.

For the tested borehole, the following time intervals are recommended:

Every	1	minutes from	0	to	10	minutes of pumping
Every	2	minutes from	10	to	30	minutes of pumping
Every	5	minutes from	30	to	60	minutes of pumping
Every	10	minutes from	60	to	360	minutes of pumping
Every	15	minutes from	360	to	600	minutes of pumping
Every	30	minutes from	10	to	24	Hours of pumping
Every	60	minutes from	24	to	72	hours of pumping

9.9.5. Flow measurements

Flow measurements shall be made by means of a gauging weir consisting of a 90o weir plate (V – Notch) as described in the drawing section.

Flow measurements will be made for any water level measurement.

The contractor is responsible with mobilising testing pump with sufficient capacity to meet the planned well yield.

9.9.6. Interruption of the test pumping

The discharge rate during the pumping shall be maintained within five per cent of the rate established by the Project Manager and the Contractor shall maintain uninterrupted pumping during the period of all tests. If not so, the Project Manager may declare the test interrupted.

Shall the Contractor fail to provide accurate water level and flow measurement with the recommended frequency, the Project Manager may also declare the test interrupted.

No payment will be made for the elapsed time of the test prior to the interruption.

Unless otherwise directed by the Project Manager, interrupted tests shall not be restarted until sufficient time has elapsed for complete recovery of the water levels in the pump or observation well and shall not be considered to be a part of the pumping test for purposes of payment even though water level measurements shall be made during that period by the Contractor if so directed by the Project Manager.

9.9.7. Reporting

The contractor shall record test-pumping data on prepared sheets after the approval of the Project Manager. The data sheet shall be filled in the English language. The data sheets prepared in triplicate shall include the following information:

- 1) The location of the well being tested.
- 2) The physical characteristic of the well including depth, diameter, size length of casing screen setting and length of screen.
- 3) Characteristics of the test pump
- 4) Depth of setting of the test pump in meters.

- 5) Date and time of start and finish of pumping test.
- 6) Static water level at commencement of test, dynamic water levels and discharge rates at prescribed time intervals.
- 7) Draw -down recovery after pumping is completed.
- 8) Date and time of start of removal of test pump from the borehole.

9.9.8. Water samples and analysis

Water samples for water quality analysis must be collected during the pumping test as directed by the Project Manager. Each sample consists of 4 containers as in a glass or suitable plastic container of 1-liter capacity each.

Water samples should be clearly marked showing name and number of well, date of sampling, hour of sampling, temperature and conductivity of water during sampling and signature of person taking the sample.

2 sets of samples are dedicated for future ICP-MS analyses and will be stored.

1 set will be stored for cross-check analysis if required.

One sample shall be sent to a Laboratory approved by the Project Manager within 12 hours after sampling. During transportation, the sample shall be kept in an isotherm box.

The contractor shall carry out water analysis for at least the following:-:

- Temperature
- Electrical conductivity at 25°C
- pH at 20°C
- Cations: Ca⁺⁺ Mg⁺⁺ Na⁺ K⁺ and total Fe
- Anions: Cl⁻, NO₃⁻, SO₄⁻⁻ and HCO₃⁻

Note:

- a) The Project Manager may order additional analyses if deemed necessary to achieve project objectives
- b) Contractor is responsible in ensuring that the samples are stored in correct temperature condition throughout the contract, if deemed necessary the contractor shall provide air-conditioned room exclusively for storing the samples.
- c) Time of storing: till the demobilization.

9.10.1 QUALITY OF MATERIALS AND WORKS

9.10.1. Erection of drilling machine at borehole site

The drilling machine must be erected at the borehole site in such a way that the hole will be drilled within 1 m of the marks which is shown to the contractor by the Project Manager.

No payment will be made for a well not located at the designed site.

9.10.2. Verticality and alignment of boreholes

The wells will be drilled and cased straight and vertical, and all casing, screen or liners will be set plumb and true to line.

Upon completion of drilling or at any other time, the borehole shall be tested for verticality and straightness using deviation-measuring instruments like Inclinator, Draft Indicator...etc

provided and operated by the Contractor at the Contractor's own expenses. Readings of deviation and direction will be taken at three meters depth intervals. Deviation shall be no more than 10%.

After pump house casing installation, verticality will be tested by the plumb-bob method. The dummy will consist of an axially suspended cylinder (or cage-ring) at least 7 m long with an external diameter as specified in the Conventional Code of Testing Boreholes. The suspending wire should be less than 5 millimetres diameter of uniform cross section with no kinks. Dummy should freely be passed down the borehole without force. Dummy is provided and operated by the Contractor at the Contractor's own expenses.

Should the plumb or dummy fail to move freely throughout the length of the casing or hole to the bottom of the housing line or should the borehole vary from the vertical in excess of above specified value, or beyond limitations of this test, the plumbness and alignment of the borehole shall be corrected by the contractor at his own expense. Should the contractor fail to correct such faulty alignment or verticality, the well may be deemed lost. The Project Manager may waive the requirements of this paragraph for verticality if in his judgment he establish that:-

- The Contractor has exercised all possible care in constructing the borehole and the defect is due to circumstances beyond his control.
- The usefulness of the completed borehole will not be materially affected.
- The cost of necessary remedial measures will be excessive.

In no event will the provisions of this paragraph with respect to alignment be waived.

9.10.3. Assembling of casing, tubes and screens

The assembling methodology for casing, tubes and screen will be submitted to and approved by the Project Manager before operation. A particular attention will be paid to the external diameter of tubes and screens, and his compatibility with cementing or gravel pack installation. The 18"5/8 casing may be coupled to each other either with welds. In order to secure mechanical and corrosion resistances, the Contractor should submit the certificates and qualifications of the

welding operator as well as the welding procedures to the Project Manager and get his approval before starting operations. All welding electrodes must comply with the Standard Specifications DIN 1913 or AWS (American Welding Society) standards.

The 13"3/8 tubes and screens may be coupled to each other either with tight sleeve connection (ZSM connection 2 rods version).

The 8"5/8 and 10"3/4 (type 2) tubes and screens may be coupled to each other either with tight sleeve connection (ZSM connection 2 rods version) or with API round threaded connection.

The 10"3/4 (type 1) tubes and screens may be coupled to each other either with API round threaded connection.

In case of threaded connections, the lubricating compound shall not contain any heavy metal or hydrocarbon.

9.10.4. Characteristics of the drilling fluid and additives

In order to limit the environmental impact and to improve the mud quality, the contractor should use mud tanks. Hand dug pits for mud are forbidden.

Drilling mud should of biodegradable type and non-toxic and amenable to degradation by an appropriate chemical agent. The use of bentonite mud is only authorized for drilling of the sealed terrain, i.e. less than about 230 m.

The Contractor must ensure that if the Employer or Project Manager specifies mud drilling, he has the necessary equipment including mud pumps, viscosity-measuring apparatus, water tanks etc., to enable him successfully complete the works.

The Contractor shall specify the brand name and manufacturer of any mud or chemicals or additives proposed to be used and include technical specifications or any other relevant data. Readings of the mud condition (pH, viscosity, density and sand content) will be collected and recorded as directed by the Project Manager. Steps will be taken immediately to correct any variations of the preferred values.

A special and permanent attention should be paid to the density of the drilling mud, in regard to the expected high artesianism of the aquifer. Balanced mud weights will be used for control of the artesian conditions. Barite may be used for mud weight control.

Where applicable and required, mud dispersing agents (such as glassy phosphate), acids for washing limestone, and other chemicals applicable to standard procedures may be used as. If polyphosphates are used, it must be followed by well disinfection. It is recommended, however, to provide a polyphosphate product that already contains disinfecting agents (i.e. 'Weltone' or equivalent).

9.10.5. Characteristics of the casings and screens

Surface casing can be standard black steel casing. All other casing, plain tubes and screens will be made of 304L stainless steel or equivalent.

The 10 3/4" tubes and screens characteristics should be:

- Tubes: Internal and external longitudinally welded pipe AISI 304L according to ASTM A312 or DIN 4922 with ferrite content <5% and OD 273 mm
- Tubes and screens: the minimum collapse resistance will be 65 bars for the type 1 (the standard pipe 273 x 9.27 mm should meet this requirement) and 50 bars for the type 2.
- Before shipment material will be picked and passivated according to ASTM A380

The 8 5/8" tubes and screens characteristics should be:

- Tubes: Internal and external longitudinally welded pipe AISI 304L according to ASTM A312 or DIN 4922 with ferrite content <5% and OD 219 mm
- Tubes and screens: the minimum collapse Strength will be 70 bars (the standard pipe 219 x 8,18 mm (Sch 40) should meet this requirement).
- Before shipment material will be picked and passivated according to ASTM A380

All screens to be installed into the boreholes would be with 0.75 mm slot (tolerance 0.2 mm). This slot might be modified to 1 mm (tolerance 0.2 mm) slot after the first series of tests. The authorized open area will range from 6.5% to 9.5%, in order to maintain an entry velocity from 2 to 3 cm/s. In case of use of pipe base wire wound screens, the pipe has to offer an open area significantly higher than the continuous wire open area, and 13% minimum.

All casing and tubes supplied by the Contractor and which will be installed permanently in the boreholes must be with no circular welding; only longitudinally welding is allowed except to connect the fittings. None of the pipes will be made of short pieces welded together.

All casing and tubes supplied by the Contractor and which will be installed permanently in the boreholes must be new and must comply with the ASTM standards. The appropriate manufacturer's product information pamphlets with full details of the offered casing, tubes and screens, including method of joining must be provided to the Project Manager and accepted before installation in the hole. The following information should be engraved on equipments:

Part 2 – Employer's Requirements

- Customer project name
- Supplier name
- Material
- OD and slot for screens, OD and nominal thickness for tubes

The Contractor will organise at his own costs a qualitative inspection, carried out by a recognized international certification company (third part inspection – choice of the third party to be given to Project Manager). It must be held for the release of the equipment at supplier site to check conformity of:

- Origin of stainless steel, traceability during manufacturing process to avoid mix of different stainless steel.
- Quality plan, quality certificate and qualification of manufacturer, welding operators qualifications, welding procedures

Material manufacturer certificates according to EN 10204 / 3.1

- Dimensional results (slot measurements, tally list)
- X-Ray control of the longitudinal welded joint (for 2% of length over 10% of the pipes number randomly selected)
- Before shipment material will be pickled and passivated according to ASTM A380
- Destructive tensile test (on a partial length of 13"3/8, 10 3/4 and 85/8"screen). The Contractor should demonstrate that these figures are compatible with the weight of columns of screen and tubes.
- Full length destructive collapse test (on pipes and screens 13"3/8 , 10 3/4 and 85/8")
- Internal pickling report and internal acceptance report of the production, as well as environmental report on passivation plan

The Contractor will organise at his own costs (covering travel, accommodation for a minimum of 3 days, subsistence) the participation of two (2) representatives of the Client to the qualitative inspection.

9.10.6. Characteristics of the gravel pack

The gravel pack will consist of quartz sand and gravel will not contain any carbonate calcium. The material must be clean well-rounded 90 % composed of quartz. The use angular crushed material is not acceptable. Considering the nature of the aquifer material and the specified screen aperture, the required grain size for 95% of the gravel pack material should be 1.0 mm to 2,5 mm.

5 kg sample of the gravel pack material must be submitted to the Project Manager for approval before use. Such approval shall be issued in writing and under no circumstances is the contractor to produce gravel for the work until such approval has been received.

9.10.7. Characteristics of the cement

a) Cement

All cement, which is used, must comply with the Standard Specification DIN 1164, EN 197, DIN 18555 and must not be older than three months. Unless otherwise instructed by the Project

Manager or the Employer, a hardening agent such as calcium chloride should not be used to accelerate the cement setting process. The normal aggregate size for use with the cement may not exceed 19 mm unless otherwise stated.

b) Cement slurry

The cement used for cement slurry will be PORTLAND artificial CPA325 type.

The water used shall be potable water. No less than 800 kg of cement will be used per cubic meter of water.

d) Cement mortar

The cement used for cement slurry will be PORTLAND artificial CPA325 type.

The water used shall be potable water. No less than 50 kg of cement will be used for 100 l of water. A minimum of 600 kg of cement shall be used per cubic meter of sand.

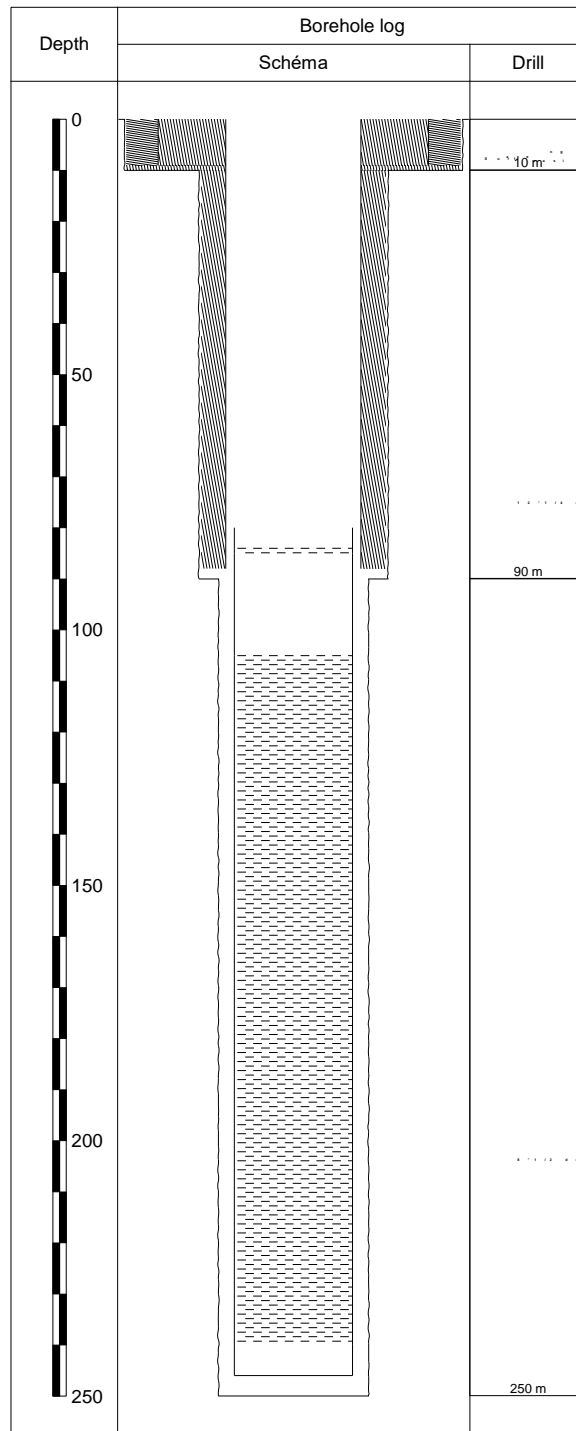
9.10.8. Tools and accessories

For accessories listed below, the contractor should provide and get approved drawings including all technical details, quality plan, reference and origin:

Production well head with and without artesian pressure

- Bottom plug;
- Centralizers;
- Handling tools and clamps for pipes and screens (according to EEC safety rules), and;
- Cross-over tool.

Drawing No. 1 Tentative Log for Borehole



PART III - THE CONDITIONS OF CONTRACT AND CONTRACT

SECTION VIII - GENERAL CONDITIONS OF CONTRACT (GCC)

General Conditions of Contract

1 GENERAL PROVISIONS

1.1 Definitions

In this Contract, except where context otherwise requires, the following terms shall be interpreted as indicated below. Words indicating persons or parties include corporations and other legal entities, except where the context requires otherwise.

“Accepted Contract Amount” means the amount accepted in the Letter of Acceptance for the execution and completion of the Works and the remedying of any defects.

“Base Date” means a date 30 day prior to the submission of tenders.

“Bill of Quantities” means the priced and completed Bill of Quantities forming part of the tender.

“Completion Date” means the date of completion of the Works as certified by the Engineer.

“Contract Price” means the price defined in the contract and there after as adjusted in accordance with the provisions of the Contract.

“Contract” means the agreement entered into between the Procuring Entity and the Contractor as recorded in the Agreement Form and signed by the parties including all attachments and appendices thereto and all documents incorporated by reference therein to execute, complete, and maintain the Works.

“Contractor's Documents” means the calculations, computer programs and other software, progress reports, drawings, manuals, models and other documents of a technical nature (if any) supplied by the Contractor under the Contract.

“Contractor's Equipment” means all apparatus, machinery, vehicles and other things required for the execution and completion of the Works and the remedying of any defects. However, Contractor's Equipment excludes Temporary Works, Procuring Entity's Equipment (if any), Plant, Materials and any other things intended to form or forming part of the Permanent Works.

“Contractor's Personnel” means the Contractor's Representative and all personnel whom the Contractor utilizes on Site, who may include the staff, labor and other employees of the Contractor and of each Subcontractor; and any other personnel assisting the Contractor in the execution of the Works.

“Contractor's Representative” means the person named by the Contractor in the Contractor appointed from time to time by the Contractor who acts on behalf of the Contractor.

“Contractor” means the person(s) named as contractor in the Form of Tender accepted by the Procuring Entity.

“Cost” means expenditure reasonably incurred (or to be incurred) by the Contractor, whether on or off the Site, including overhead and similar charges, but does not include profit.

“Day” means a calendar day and **“year”** means 365 days.

“Dayworks” means Work inputs subject to payment on a time basis for labour and the associated materials and plant.

“Defect” means any part of the Works not completed in accordance with the Contract.

“Defects Liability Certificate” means the certificate issued by Architect upon correction of defects by the Contractor.

“Defects Liability Period” means the period named in the Special Conditions of Contract and calculated from the Completion Date, within which the contractor is liable for any defects that may develop in the handed over works.

“Defects Notification Period” means the period for notifying defects in the Works or a Section (as the case may be) under Sub-Clause 11.1 [Completion of Outstanding Work and Remedying Defects], which extends over the days stated in the Special Conditions of Contract.

“Drawings” means the drawings of the Works, as included in the Contract, and any additional and modified drawings issued by (or on behalf of) the Procuring Entity in accordance with the Contract.

“Final Payment Certificate” means the payment certificate issued under Sub-Clause 14.13 [Issue of Final Payment Certificate].

“Final Statement” means the statement defined in Sub-Clause 14.11 [Application for Final Payment Certificate].

“Force Majeure” is defined in Clause 19 [Force Majeure].

“Foreign Currency” means a currency of another country (not Kenya) in which part (or all) of the Contract Price is payable, but not the Local Currency.

“Goods” means Contractor's Equipment, Materials, Plant and Temporary Works, or any of them as appropriate.

“Interim Payment Certificate” means a payment certificate issued under Clause 14 [Contract Price and Payment], other than the Final Payment Certificate.

“Laws” means all national legislation, statutes, ordinances, and regulations and by-laws of any legally constituted public authority.

“Letter of Acceptance” means the letter of formal acceptance of a tender, signed by Procuring Entity, including any annexed memoranda comprising agreements between and signed by both Parties.

“Local Currency” means the currency of Kenya.

“Materials” means things of all kinds (other than Plant) intended to form or forming part of the Permanent Works, including the supply-only materials (if any) to be supplied by the Contractor under the Contract.

“Notice of Dissatisfaction” means the notice given by either Party to the other under Sub-Clause 20.3 indicating its dissatisfaction and intention to commence arbitration.

“Special Conditions of Contract” means the pages completed by the Procuring Entity entitled Special Conditions of Contract which constitute Part A of the Special Conditions.

“Party” means the Procuring Entity or the Contractor, as the context requires.

“Payment Certificate” means a payment certificate issued under Clause 14 [Contract Price and Payment].

“Performance Certificate” means the certificate issued under Sub-Clause 11.9 [Performance Certificate].

“Performance Security” means the security (or securities, if any) under Sub-Clause 4.2 [Performance Security].

“Permanent Works” means the permanent works to be executed by the Contractor under the Contract.

Part 2 – Employer’s Requirements

“Plant” means the apparatus, machinery and other equipment intended to form or forming part of the Permanent Works, including vehicles purchased for the Procuring Entity and relating to the construction or operation of the Works.

“Procuring Entity's Equipment” means the apparatus, machinery and vehicles (if any) made available by the Procuring Entity for the use of the Contract or in the execution of the Works, as stated in the Specification; but does not include Plant which has not been taken over by the Procuring Entity.

“Procuring Entity's Personnel” means the Engineer, the Engineer, the assistants and all other staff, labor and other employees of the Architect and of the Procuring Entity; and any other personnel notified to the Contractor, by the Procuring Entity or the Engineer, as Procuring Entity's Personnel.

“Procuring Entity” means the Entity named in the Special Conditions of Contract.

“Engineer” is the person named in the Appendix to Conditions of Contract (or any other competent person appointed by the Procuring Entity and notified to the Contractor, to act in replacement of the Engineer) who is responsible for supervising the execution of the Works and administering the Contract and shall be an “Architect” or a “Quantity Surveyor” registered under the Architects and Quantity Surveyors Act Cap 525 or an “Engineer” registered under Engineers Registration Act Cap 530.

“Engineer” means the person appointed by the Procuring Entity to act as the Architect for the purposes of the Contract and named in the Special Conditions of Contract, or other person appointed from time to time by the Procuring Entity and notified to the Contractor

“Provisional Sum” means a sum (if any) which is specified in the Contract as a provisional sum, for the execution of any part of the Works or for the supply of Plant, Materials or services under Sub-Clause 13.5 [Provisional Sums].

“Retention Money” means the accumulated retention moneys which the Procuring Entity retains under Sub-Clause 14.3 [Application for Interim Payment Certificates] and pays under Sub-Clause 14.9 [Payment of Retention Money].

“Schedules” means the document(s) entitled schedules, completed by the Contractor and submitted with the Form of Tender, as included in the Contract.

“Section” means a part of the Works specified in the Special Conditions of Contract as a Section (if any)

“Site Investigation Reports” are those reports that may be included in the tendering documents which a ref actual and interpretative about the surface and sub-surface condition sat the Site.

“Site” means the places where the Permanent Works are to be executed, including storage and working areas, and to which Plant and Materials are to be delivered, and any other places as may be specified in the Contract as forming part of the Site.

“Specification” means the document entitled specification, as included in the Contract, and any additions and modifications to the specification in accordance with the Contract. Such document specifies the Works.

“Start Date” or “Commencement Date” is the latest date when the Contractor shall commence execution of the Works. It does not necessarily coincide with the Site possession date(s).

“Statement” means a statement submitted by the Contractor as part of an application, under Clause 14 [Contract Price and Payment], for a payment certificate.

“Subcontractor” means any person named in the Contract as a subcontractor, or any person appointed as a subcontractor, for a part of the Works.

“Taking-Over Certificate” means a certificate issued under Clause 10 [Procuring Entity's Taking Over].

“Temporary Works” means all temporary works of every kind (other than Contractor's Equipment) required on

Part 2 – Employer’s Requirements

Site for the execution and completion of the Permanent Works and the remedying of any defects.

“Temporary works” means works designed, constructed, installed, and removed by the Contractor which are needed for construction or installation of the Works.

“Tender” means the Form of Tender and all other documents which the Contractor submitted with the Form of Tender, as included in the Contract.

“Tests after Completion” means the tests (if any) which are specified in the Contract and which are carried out in accordance with the Specification after the Works or a Section (as the case may be) are taken over by the Procuring Entity.

“Tests on Completion” means the tests which are specified in the Contractor agreed by both Parties or instructed as a Variation, and which are carried out under Clause 9 [Tests on Completion] before the Works or a Section (as the case may be) are taken over by the Procuring Entity.

“Time for Completion” means the time for completing the Works or a Section (as the case may be) as stated in the Special Conditions of Contract (with any extension calculated from the Commencement Date.

“Unforeseeable” means not reasonably foreseeable by an experienced contractor by the Base Date.

“Variation” means any change to the Works, which is instructed or approved as a variation under Clause 13 [Variations and Adjustments].

“Works” means the items the Procuring Entity requires the Contractor to undertake as defined in the Appendix to Conditions of Contract. **“Works” may** also mean the Permanent Works and the Temporary Works, or either of them as appropriate.

1.2 Interpretation

In the Contract, except where the context requires otherwise:

- a) Words indicating one gender include all genders;
- b) words indicating the singular also include the plural and words indicating the plural also include the singular;
- c) provisions including the word “agree”, “agreed” or “agreement” require the agreement to be recorded in writing;
- d) “written” or “in writing” means hand-written, type-written, printed or electronically made, and resulting in a permanent record; and

The marginal words and other headings shall not be taken into consideration in the interpretation of these Conditions.

1.3 Communications

13.1 Wherever these Conditions provide for the giving or issuing of approvals, certificates, consents, determinations, notices, requests and discharges, these communications shall be:

- a) In writing and delivered by hand (against receipt), sent by mail or courier, or transmitted using any of the agreed systems of electronic transmission as stated in the Special Conditions of Contract; and
- b) delivered, sent or transmitted to the address of the recipient's communications as stated in the Special Conditions of Contract. However:
 - i) if the recipient gives notice of another address, communications shall thereafter be delivered accordingly; and
 - ii) if the recipient has not stated otherwise when requesting an approval or consent, it may be sent to the address from which the request was issued.

13.2 Approvals, certificates, consents and determinations shall not be unreasonably withheld or delayed. When a certificate is issued to a Party, the certifier shall send a copy to the other Party. When a notice is issued to a Party, by the other Party or the Engineer, a copy shall be sent to the Architect or the other Party, as the case may be.

1.4 Law and Language

141 The Contract shall be governed by the laws of **Kenya**.

142 The ruling language of the Contract shall be **English**.

1.5 Priority of Documents

The documents forming the Contract are to be taken as mutually explanatory of one another. For the purposes of interpretation, the priority of the documents shall be in accordance with the following sequence:

- a) The Contract Agreement,
- b) The Letter of Acceptance,
- c) The Special Conditions – Part A,
- d) the Special Conditions – Part B
- e) the General Conditions of Contract
- f) the Form of Tender,
- g) the Specifications and Bills of Quantities
- h) the Drawings, and
- i) the Schedules and any other documents forming part of the Contract.

If an ambiguity or discrepancy is found in the documents, the Architect shall issue any necessary clarification or instruction.

1.6 Contract Agreement

The Parties shall enter into a Contract Agreement within 14 days after the Contractor receives the Contract Agreement, unless the Special Conditions establish otherwise. The Contract Agreement shall be based upon the form annexed to the Special Conditions. The costs of stamp duties and similar charges (if any) imposed by law in connection with entry into the Contract Agreement shall be borne by the Procuring Entity.

1.7 Assignment

The Contractor shall not assign the whole or any part of the Contract or any benefit or interest in or under the Contract. However, the contractor:

- a) May assign the whole or any part with the prior consent of the Procuring Entity, and
- b) may, as security in favor of a bank or financial institution, assign its right to moneys due, or to become due, under the Contract.

1.8 Care and Supply of Documents

- 181** The Specifications and Drawings shall be in the custody and care of the Procuring Entity. Unless otherwise stated in the Contract, two copies of the Contract and of each subsequent Drawings and Bills of Quantities shall be supplied to the Contractor, who may make or request further copies at the cost of the Contractor.
- 182** Each of the Contractor's Documents shall be in the custody and care of the Contractor, unless and until taken over by the Procuring Entity. Unless otherwise stated in the Contract, the Contractor shall supply to the Architect two copies of each of the Contractor's Documents.
- 183** The Contractor shall keep, on the Site, a copy of the Contract, publications named in the Specification, the Contractor's Documents (if any), the Drawings and Variations and other communications given under the Contract. The Procuring Entity's Personnel shall have the right of access to all these documents at all reasonable times.
- 184** If a Party becomes aware of an error or defect in a document which was prepared for use in executing the Works, the Party shall promptly give notice to the other Party of such error or defect.

1.9 Timely provision of Drawings or Instructions

- 1.9.1 The Contractor shall give notice to the Architect whenever the Works are likely to be delayed or disrupted if any necessary drawing or instruction is not issued to the Contractor within a particular time, which shall be reasonable. The notice shall include details of the necessary drawing or instruction, details of why and by when it should be issued, and the nature and amount of the delay or disruption likely to be suffered if it is late.
- 1.9.2 If the Contractor suffers delay and/or incurs Cost as a result of a failure of the Architect to issue the notified drawing or instruction within a time which is reasonable and is specified in the notice with supporting details, the Contractor shall give a further notice to the Architect and shall be entitled subject to Sub-Clause 20.1 [Contractor's Claims] to:
- a) an extension of time for any such delay, if completion is or will be delayed, under Sub-Clause 8.4 [Extension of Time for Completion], and
 - b) payment of any other associated costs accrued, which shall be included in the Contract Price.
- 1.9.3 After receiving this further notice, the Architect shall proceed in accordance with Sub-Clause 3.5 [Determinations] to agree or determine these matters.
- 1.9.4 However, if and to the extent that the Architect failure was caused by any error or delay by the Contractor, including an error in, or delay in the submission of, any of the Contractor's Documents, the Contractor shall not be entitled to such extension of time, or costs accrued.

1.10 Procuring Entity's Use of Contractor's Documents

- 1.10.1 As agreed between the Parties, the Contractor shall retain the copyright and other intellectual property rights in the Contractor's Documents and other design documents made by (or on behalf of) the Contractor.
- 1.10.2 The Contractor shall be deemed (by signing the Contract) to give to the Procuring Entity a non-terminable transferable non-exclusive royalty-free license to copy, use and communicate the Contractor's Documents, including making and using modifications of them. This license shall:
- a) apply throughout the actual or intended working life (whichever is longer) of the relevant parts of the Works,
 - b) entitle any person in proper possession of the relevant part of the Works to copy, use and communicate the Contractor's Documents for the purposes of completing, operating, maintaining, altering, adjusting, repairing and demolishing the Works, and
 - c) in the case of Contractor's Documents which are in the form of computer programs and other software, permit their use on any computer on the Site and other places as envisaged by the Contract, including replacements of any computers supplied by the Contractor.
- 1.10.3 The Contractor's Documents and other design documents made by (or on behalf of) the Contractor shall not, without the Contractor's consent, be used, copied or communicated to a third party by (or on behalf of) the Procuring Entity for purposes other than those permitted under Sub-Clause 1.10.2.

1.11 Contractor's Use of Procuring Entity's Documents

As agreed between the Parties, the Procuring Entity shall retain the copyright and other intellectual property rights in the Specification, the Drawings and other documents made by (or on behalf of) the Procuring Entity. The Contractor may, at his cost, copy, use, and obtain communication of these documents for the purposes of the Contract. They shall not, without the Procuring Entity's consent, be copied, used or communicated to a third party by the Contractor, except as necessary for the purposes of the Contract.

1.12 Confidential Details

- 1.121 The Contractor's and the Procuring Entity's Personnel shall ensure confidentiality at all times. The confidentiality shall survive termination or completion of the contract. They shall disclose all such confidential and other information as may be reasonably required in order to verify compliance with the Contract and allow its proper implementation.
- 1.122 The Contractor's and the Procuring Entity's Personnel shall also treat the details of the Contract as private and confidential, except to the extent necessary to carry out their respective obligations under the Contract or to comply with applicable Laws. Each of them shall not publish or disclose any particulars of the Works prepared by the other Party without the previous agreement of the other Party. However, the Contractor shall be permitted to disclose any publicly available information, or information otherwise required to establish his qualifications to compete for other projects.

1.13 Compliance with Laws

The Contractor shall, in performing the Contract, comply with applicable Laws. Unless otherwise stated in the Special Conditions of Contract:

- a) The Procuring Entity shall have obtained (or shall obtain) the planning, zoning, building permit or similar permission for the Permanent Works, and any other permissions described in the Specifications as having been (or to be) obtained by the Procuring Entity; and the Procuring Entity shall indemnify and hold the Contractor harmless against and from the consequences of any failure to do so; and
- b) the Contractor shall give all notices, pay all taxes, duties and fees, and obtain all permits, licenses and approvals, as required by the Laws in relation to the execution and completion of the Works and the remedying of any defects; and the Contractor shall indemnify and hold the Procuring Entity harmless against and from the consequences of any failure to do so, unless the Contractor is impeded to accomplish these actions and shows evidence of its diligence.

1.14 Joint and Several Liability

If the Contractor constitutes (under applicable Laws) a joint venture, consortium or other unincorporated grouping of two or more persons:

- a) These persons shall be deemed to be jointly and severally liable to the Procuring Entity for the performance of the Contract;
- b) these persons shall notify the Procuring Entity of their leader who shall have authority to bind the Contractor and each of these persons; and
- c) the Contractor shall not alter its composition or legal status without the prior consent of the Procuring Entity.

1.15 Inspections and Audit by the Procuring Entity

Pursuant to paragraph 2.2(e). of Appendix B to the General Conditions, the Contractor shall permit and shall cause its subcontractors and sub-consultants to permit, the Public Procurement Regulatory Authority, Procuring Entity and/or persons appointed or designated by the Government of Kenya to inspect the Site and/or the accounts and records relating to the procurement process, selection and/or contract execution, and to have such accounts and records audited by auditors appointed by the Procuring Entity if requested by the Procuring Entity. The Contractor's and its Subcontractors' and sub-consultants' attention is drawn to Sub-Clause 15.6 (Fraud and Corruption) which provides, inter alia, that acts intended to materially impede the exercise of the Procuring Entity's inspection and audit rights constitute a prohibited practice subject to contract termination (as well as to a determination of ineligibility pursuant to the Procuring Entity's prevailing sanctions procedures).

2 THE PROCURING ENTITY

2.1 Right of Access to the Site

- 21.1 The Procuring Entity shall give the Contractor right of access to, and possession of, all parts of the Site within the time (or times) stated in the **Special Conditions of Contract**. The right and possession may not be exclusive to the Contractor. If, under the Contract, the Procuring Entity is required to give (to the Contractor) possession of any foundation, structure, plant or means of access, the Procuring Entity shall do so in the time and manner stated in the Specification. However, the Procuring Entity may withhold any such right or possession until the Performance Security has been received.
- 21.2 If no such time is stated in the Special Conditions of Contract, the Procuring Entity shall give the Contractor right of access to, and possession of, the Site within such times as required to enable the Contractor to proceed without disruption in accordance with the programme submitted under Sub-Clause 8.3 [Programme].
- 21.3 If the Contractor suffers delay and/or incurs Cost as a result of a failure by the Procuring Entity to give any such right or possession within such time, the Contractor shall give notice to the Architect and shall be entitled subject to Sub-Clause 20.1 [Contractor's Claims] to:
- a) an extension of time for any such delay, if completion is or will be delayed, under Sub-Clause 8.4 [Extension of Time for Completion], and
 - b) payment of any such Cost-plus profit, which shall be included in the Contract Price.
- 21.4 After receiving this notice, the Architect shall proceed in accordance with Sub-Clause 3.5 [Determinations] to agree or determine these matters.
- 21.5 However, if and to the extent that the Procuring Entity's failure was caused by any error or delay by the Contractor, including an error in, or delay in the submission of, any of the Contractor's Documents, the Contractor shall not be entitled to such extension of time, Cost or profit.

22 Permits, Licenses or Approvals

- 22.1 The Procuring Entity shall provide, at the request of the Contractor, such reasonable assistance as to allow the Contractor to obtain properly:
- a) Copies of the Laws of Kenya which are relevant to the Contract but are not readily available, and
 - b) any permits, licenses or approvals required by the Laws of Kenya:
 - i) which the Contractor is required to obtain under Sub-Clause 1.13 [Compliance with Laws],
 - ii) for the delivery of Goods, including clearance through customs, and
 - iii) for the export of Contractor's Equipment when it is removed from the Site.

23 Procuring Entity's Personnel

The Procuring Entity shall be responsible for ensuring that the Procuring Entity's Personnel and the Procuring Entity's other contractor son the Site:

- a) co-operate with the Contractor's efforts under Sub-Clause 4.6 [Co-operation], and
- b) take action ssimilar to those which the Contractor is required to take under sub-paragraphs (a), (b) and (c) of Sub-Clause 4.8 [Safety Procedures] and under Sub-Clause 4.18 [Protection of the Environment].

24 Procuring Entity's Financial Arrangements

The Procuring Entity shall make and maintain all necessary financial arrangements which will enable the Procuring Entity to pay the Contract Price punctually (as estimated at that time) in accordance with Clause 14 [Contract Price and Payment].

3 THE ENGINEER

31 Architect Duties and Authority

- 3.1.1** The Procuring Entity shall appoint the Architect who shall carry out the duties as signed to him in the Contract. The Architect staff shall include suitably qualified Assistants and other professionals who are competent to carry out these duties. The Architect Name and Address shall be provided in the **Special Conditions of Contract**.
- 3.1.2** The Architect shall have no authority to amend the Contract.
- 3.1.3** The Architect May exercise the authority attributable to the Architect as specified in or necessarily to be implied from the Contract. If the Architect is required to obtain the approval of the Procuring Entity before exercising a specified authority, the requirements shall be as stated in the **Special Conditions of Contract**. The Procuring Entity shall promptly inform the Contractor of any change to the authority attributed to the Engineer.
- 3.1.4** However, whenever the Architect exercises a specified authority for which the Procuring Entity's approval is required, then (for the purposes of the Contract) the contractor shall require the Architect to provide evidence of such approval before complying with the instruction.
- 3.1.5** Except as otherwise stated in these Conditions:
- a) Whenever carrying out duties or exercising authority, specified in or implied by the Contract, the Architect shall be deemed to act for the Procuring Entity;
 - b) the Architect has no authority to relieve either Party of any duties, obligations or responsibilities under the Contract;
 - c) any approval, check, certificate, consent, examination, inspection, instruction, notice, proposal, request, test, or similar act by the Architect (including absence of disapproval) shall not relieve the Contractor from any responsibility he has under the Contract, including responsibility for errors, omissions, discrepancies and non-compliances; and
 - d) any act by the Architect in response to a Contractor's request shall be notified in writing to the Contractor within 14 days of receipt.
- 3.1.6** The following provisions shall apply:
- The Architect shall obtain the specific approval of the Procuring Entity before taking action under the following Sub-Clauses of these Conditions:
- a) Sub-Clause 4.12: agreeing or determining an extension of time and/or additional cost.
 - b) Sub-Clause 13.1: instructing a Variation, except;
 - i) In an emergency situation as determined by the Engineer, or
 - ii) If such a Variation would increase the Accepted Contract Amount by less than the percentage specified in the **Special Conditions of Contract**.
 - c) Sub-Clause 13.3: Approving a proposal for Variation submitted by the Contractor in accordance with Sub Clause 13.1 or 13.2.
 - d) Sub-Clause 13.4: Specifying the amount payable in each of the applicable three currencies.
- 3.1.7** Notwithstanding the obligation, as set out above, to obtain approval, if, in the opinion of the Engineer, an emergency occurs affecting the safety of life or of the Works or of adjoining property, he may, without relieving the Contractor of any of his duties and responsibility under the Contract, instruct the Contractor to execute all such work or to do all such things as may, in the opinion of the Engineer, be necessary to abate or reduce the risk. The Contractor shall forth with comply, despite the absence of approval of the Procuring Entity, with any such instruction of the Engineer. The Architect shall determine an addition to the Contract Price, in respect of such instruction, in accordance with Clause 13 and shall notify the Contractor accordingly, with a copy to the Procuring Entity.

32 Delegation by the Engineer

- 32.1 The Architect may from time to time assign duties and delegate authority to assistants and may also revoke such assignment or delegation. These assistants may include a resident Engineer, and/or independent inspectors appointed to inspect and/ or test items of Plant and/or Materials. The assignment, delegation or revocation shall be in writing and shall not take effect until copies have been received by both Parties. However, unless otherwise agreed by both Parties, the Architect shall not delegate the authority to determine any matter in accordance with Sub-Clause 3.5 [Determinations].
- 32.2 Each assistant, to whom duties have been assigned or authority has been delegated, shall only be authorized to issue instructions to the Contractor to the extent defined by the delegation. Any approval, check, certificate, consent, examination, inspection, instruction, notice, proposal, request, test, or similar act by an assistant, in accordance with the delegation, shall have the same effect as though the act had been an act of the Engineer. However:
- a) Any failure to disapprove any work, Plant or Materials shall not constitute approval, and shall therefore not prejudice the right of the Architect to reject the work, Plant or Materials;
 - b) If the Contractor questions any determination or instruction of an assistant, the Contractor may refer the matter to the Engineer, who shall promptly confirm, reverse or vary the determination or instruction.

33 Instructions of the Engineer

- 33.1 The Architect may issue to the Contractor (at anytime) instructions and additional or modified Drawings which may be necessary for the execution of the Works and the remedying of any defects, all in accordance with the Contract. The Contractor shall only take instructions from the Engineer, or from an assistant to whom the appropriate authority has been delegated under Clause 3.2.1.
- 33.2 The Contractor shall comply with the instructions given by the Architect or delegated assistant, on any matter related to the Contract. Whenever practicable, their instructions shall be given in writing. If the Architect or a delegated assistant:
- a) Gives an oral instruction,
 - b) receives a written confirmation of the instruction, from (or on behalf of) the Contractor, within two working days after giving the instruction, and
 - c) does not reply by issuing a written rejection and/or instruction within two working days after receiving the confirmation,

Then the confirmation shall constitute the written instruction of the Architect or delegated assistant (as the case may be).

34 Replacement of the Engineer

If the Procuring Entity intends to replace the Engineer, the Procuring Entity shall, in not less than 21 days before the intended date of replacement, give notice to the Contractor of the name, address and relevant experience of the intended person to replace the Engineer.

35 Determinations

- 35.1 Whenever these Conditions provide that the Architect shall proceed in accordance with this Sub-Clause 3.5 to agree or determine any matter, the Architect shall consult with each Party in an endeavor to reach agreement. If agreement is not achieved, the Architect shall make a fair determination in accordance with the Contract, taking due regard of all relevant circumstances.
- 3.5.1 The Architect shall give notice to both Parties of each agreement or determination, with supporting particulars, within 30 days from the receipt of the corresponding claim or request except when otherwise specified. Each Party shall give effect to each agreement or determination unless and until revised under

Clause 20 [Claims, Disputes and Arbitration].

4 THE CONTRACTOR

41 Contractor's General Obligations

- 4.1.1 The Contractor shall design (to the extent specified in the Contract), execute and complete the Works in accordance with the Contract and with the Architect instructions, and shall remedy any defects in the Works.
- 4.1.2 The Contractor shall provide the Plant and Contractor's Documents specified in the Contract, and all Contractor's Personnel, Goods, consumables and other things and services, whether of a temporary or permanent nature, required in and for this design, execution, completion and remedying of defects.
- 4.1.3 All equipment, material, and services to be incorporated in or required for the Works shall have their origin in any eligible source country.
- 4.1.4 The Contractor shall be responsible for the adequacy, stability and safety of all Site operations and of all methods of construction. Except to the extent specified in the Contract, the Contractor (i) shall be responsible for all Contractor's Documents, Temporary Works, and such design of each item of Plant and Materials as is required for the item to be in accordance with the Contract, and (ii) shall not otherwise be responsible for the design or specification of the Permanent Works.
- 4.1.5 The Contractor shall, whenever required by the Engineer, submit details of the arrangements and methods which the Contractor proposes to adopt for the execution of the Works. No significant alteration to these arrangements and methods shall be made without this having previously been notified to the Engineer.
- 4.1.6 If the Contract specifies that the Contractor shall design any part of the Permanent Works, then unless otherwise stated in the Special Conditions:
- a) The Contractor shall submit to the Architect the Contractor's Documents for this part in accordance with the procedures specified in the Contract;
 - b) these Contractor's Documents shall be in accordance with the Specification and Drawings, shall be written in the language for communications defined in Sub-Clause 1.4 [Law and Language], and shall include additional information required by the Architect to add to the Drawings for co-ordination of each Party's designs;
 - c) the Contractor shall be responsible for this part and it shall, when the Works are completed, befit for such purposes for which the part is intended as are specified in the Contract; and
 - d) prior to the commencement of the Tests on Completion, the Contractor shall submit to the Architect the "as-built" documents and, if applicable, operation and maintenance manuals in accordance with the Specification and in sufficient detail for the Procuring Entity to operate, maintain, dismantle, reassemble, adjust and repair this part of the Works. Such part shall not be considered to be completed for the purposes of taking-over under Sub-Clause 10.1 [Taking Over of the Works and Sections] until these documents and manuals have been submitted to the Engineer.

42 Performance Security

- 4.2.1 The Contractor shall obtain (at his cost) a Performance Security for proper performance, in the amount stated in the **Special Conditions of Contract** and denominated in the currency (ies) of the Contract or in a freely convertible currency acceptable to the Procuring Entity. If an amount is not stated in the Special Conditions of Contract, this Sub-Clause shall not apply.
- 4.2.2 The Contractor shall deliver the Performance Security to the Procuring Entity within 30 days after receiving the Notification of Award and shall send a copy to the Engineer. The Performance Security shall be issued by a reputable bank selected by the Contractor and shall be in the form annexed to the Special Conditions, as stipulated by the Procuring Entity in the Special Conditions of Contract, or in another form approved by the Procuring Entity.
- 4.2.3 The Contractor shall ensure that the Performance Security is valid and enforceable until the Contractor has executed and completed the Works and remedied any defects. If the terms of the Performance Security

Part 2 – Employer's Requirements

specify its expiry date, and the Contractor has not become entitled to receive the Performance Certificate by the date 30 days prior to the expiry date, the Contractor shall extend the validity of the Performance Security until the Works have been completed and any defects have been remedied.

- 424 The Procuring Entity shall not make a claim under the Performance Security, except for amounts to which the Procuring Entity is entitled under the Contract.
- 425 The Procuring Entity shall indemnify and hold the Contractor harmless against and from all damages, losses and expenses (including legal fees and expenses) resulting from a claim under the Performance Security to the extent to which the Procuring Entity was not entitled to make the claim.
- 426 The Procuring Entity shall return the Performance Security to the Contractor within 14 days after receiving a copy of the Taking-Over Certificate.
- 427 Without limitation to the provisions of the rest of this Sub-Clause, whenever the Architect determines an addition or a reduction to the Contract Price as a result of a change in cost and/ or legislation, or as a result of a Variation, amounting to more than 25 percent of the portion of the Contract Price payable in a specific currency, the Contractor shall at the Architect request promptly increase, or may decrease, as the case may be, the value of the Performance Security in that currency by an equal percentage.

43 Contractor's Representative

- 431 The Contractor shall appoint the Contractor's Representative and shall give him all authority necessary to act on the Contractor's behalf under the Contract. The Contractor's Representative's Name and Address shall be provided in the **Special Conditions of Contract**.
- 432 Unless the Contractor's Representative **is named in the Contract**, the Contractor shall, prior to the Commencement Date, submit to the Architect for consent the name and particulars of the person the Contractor proposes to appoint as Contractor's Representative. If consent is withheld or subsequently revoked in terms of Sub-Clause 6.9 [Contractor's Personnel], or if the appointed person fails to act as Contractor's Representative, the Contractor shall similarly submit the name and particulars of another suitable person for such appointment.
- 433 The Contractor shall not, without the prior consent of the Engineer, revoke the appointment of the Contractor's Representative or appoint a replacement.
- 434 The whole time of the Contractor's Representative shall be given to directing the Contractor's performance of the Contract. If the Contractor's Representative is to be temporarily absent from the Site during the execution of the Works, a suitable replacement person shall be appointed, subject to the Architect prior consent, and the Architect shall be notified accordingly.
- 435 The Contractor's Representative shall, on behalf of the Contractor, receive instructions under Sub-Clause 3.3 [Instructions of the Engineer].
- 436 The Contractor's Representative may delegate any powers, functions and authority to any competent person, and may at any time revoke the delegation. Any delegation or revocation shall not take effect until the Architect has received prior notice signed by the Contractor's Representative, naming the person and specifying the powers, functions and authority being delegated or revoked.
- 437 The Contractor's Representative shall be fluent in the language for communications defined in Sub-Clause 1.4 [Law and Language]. If the Contractor's Representative's delegates are not fluent in the said language, the Contractor shall make competent interpreter available during all working hours in a number deemed sufficient by the Engineer.

44 Sub-contractors

- 44.1 The Contractor shall not subcontract the whole of the Works. The contractor may however subcontract the works as provided in Clause 34.2.

Part 2 – Employer's Requirements

- 44.2 The Contractor shall be responsible for the acts or defaults of any Subcontractor, his agents or employees, as if they were acts or defaults of the Contractor. Unless otherwise stated in the Special Conditions:
- a) The Contractor shall not be required to obtain consent to suppliers solely of Materials, or to a subcontract for which the Subcontractor is named in the Contract;
 - b) The prior consent of the Procuring Entity shall be obtained to other proposed Subcontractors;
 - c) the Contractor shall give the Procuring Entity not less than 14 days' notice of the intended date of the commencement of each Subcontractor's work, and of the commencement of such work on the Site; and
 - d) each subcontract shall include provisions which would entitle the Procuring Entity to require the subcontract to be assigned to the Procuring Entity under Sub-Clause 4.5 [Assignment of Benefit of Subcontract] (if or when applicable) or in the event of termination under Sub-Clause 15.2 [Termination by Procuring Entity].
- 44.3 The Contractor shall ensure that the requirements imposed on the Contractor by Sub-Clause 1.12 [Confidential Details] apply equally to each Subcontractor.
- 44.4 Where practicable, the Contractor shall give fair and reasonable opportunity for contractors from Kenya to be appointed as Subcontractors.

45 Assignment of Benefit of Subcontract

If a Subcontractor's obligations extend beyond the expiry date of the relevant Defects Notification Period and the Engineer, prior to this date, instructs the Contractor to assign the benefit of such obligations to the Procuring Entity, then the Contractor shall do so. Unless otherwise stated in the assignment, the Contractor shall have no liability to the Procuring Entity for the work carried out by the Subcontractor after the assignment takes effect.

46 Co-operation

- 46.1 The Contractor shall, as specified in the Contract or as instructed by the Engineer, allow appropriate opportunities for carrying out work to:
- a) The Procuring Entity's Personnel,
 - b) Any other contractors employed by the Procuring Entity, and
 - c) The personnel of any legally constituted public authorities, who may be employed in the execution on or near the Site of any work not included in the Contract.
- 46.2 Any such instruction shall constitute a Variation if and to the extent that it causes the Contractor to suffer delays and/or incur Unforeseeable Cost. Services for these personnel and other contractors may include the use of Contractor's Equipment, Temporary Works or access arrangements which are the responsibility of the Contractor.
- 46.3 If, under the Contract, the Procuring Entity is required to give to the Contractor possession of any foundation, structure, plant or means of access in accordance with Contractor's Documents, the Contractor shall submit such documents to the Architect in the time and manner stated in the Specification.

47 Setting Out of the Works

- 47.1 The Contractor shall set out the Works in relation to original points, lines and levels of reference specified in the Contract notified by the Engineer. The Contractor shall be responsible for the correct positioning of all parts of the Works, and shall rectify any error in the positions, levels, dimensions or alignment of the Works.
- 47.2 The Procuring Entity shall be responsible for any errors in these specified or notified items of reference, but the Contractor shall use reasonable efforts to verify their accuracy before they are used.
- 47.3 If the Contractor suffers delay and/or incurs Cost from executing work which was necessitated by an error in these items of reference, and an experienced contractor could not reasonably have discovered such error and avoided this delay and/or Cost, the Contractor shall give notice to the Architect and shall be entitled subject

Part 2 – Employer's Requirements

to Sub-Clause 20.1 [Contractor's Claims] to:

- a) an extension of time for any such delay, if completion is or will be delayed, under Sub-Clause 8.4 [Extension of Time for Completion], and
- b) payment of any such costs accrued, which shall be included in the Contract Price.

4.7.4 After receiving this notice, the Architect shall proceed in accordance with Sub-Clause 3.5 [Determinations] to agree or determine (i) whether and (if so) to what extent the error could not reasonably have been discovered, and (ii) the matters described in sub-paragraphs (a) and (b) above related to this.

48 Safety Procedures

The Contractor shall:

- a) Comply with all applicable safety regulations,
- b) Take care for the safety of all persons entitled to be on the Site,
- c) Use reasonable efforts to keep the Site and Works clear of unnecessary obstruction so as to avoid danger to these persons,
- d) provide fencing, lighting, guarding and watching of the Works until completion and taking over under Clause 10 [Procuring Entity's Taking Over], and
- e) provide any Temporary Works (including roadways, footways, guards and fences) which may be necessary, because of the execution of the Works, for the use and protection of the public and of owners and occupiers of adjacent land.

49 Quality Assurance

49.1 The Contractor shall institute a quality assurance system to demonstrate compliance with the requirements of the Contract. The system shall be in accordance with the details stated in the Contract. The Architect shall be entitled to audit any aspect of the system.

49.2 Details of all procedures and compliance documents shall be submitted to the Architect before each design and execution stage is commenced. When any document of a technical nature is issued to the Engineer, evidence of the prior approval by the Contractor itself shall be apparent on the document itself.

Compliance with the quality assurance system shall not relieve the Contractor of any of his duties, obligations or responsibilities under the Contract.

410 Site Data

4.10.1 The Procuring Entity shall have made available to the Contractor for his information, prior to the Base Date, all relevant data in the Procuring Entity's possession on sub-surface and hydrological conditions at the Site, including environmental aspects. The Procuring Entity shall similarly make available to the Contractor all such data which come into the Procuring Entity's possession after the Base Date. The Contractor shall be responsible for interpreting all such data.

4.10.2 To the extent which was practicable (taking account of cost and time), the Contractor shall be deemed to have obtained all necessary information as to risks, contingencies and other circumstances which may influence or affect the Tender or Works. To the same extent, the Contractor shall be deemed to have inspected and examined the Site, its surroundings, the above data and other available information, and to have been satisfied before submitting the Tender as to all relevant matters, including (without limitation):

- a) The form and nature of the Site, including sub-surface conditions,
- b) the hydrological and climatic conditions,
- c) the extent and nature of the work and Goods necessary for the execution and completion of the Works and the remedying of any defects,
- d) the Laws, procedures and labour practices of Kenya, and

Part 2 – Employer's Requirements

- e) the Contractor's requirements for access, accommodation, facilities, personnel, power, transport, water and other services.

411 Sufficiency of the Accepted Contract Amount

4.11.1 The Contractor shall be deemed to:

- a) Have satisfied itself as to the correctness and sufficiency of the Accepted Contract Amount, and
- b) have based the Accepted Contract Amount on the data, interpretations, necessary information, inspections, examinations and satisfaction as to all relevant matters referred to in Sub-Clause 4.10 [Site Data].

4.11.2 Unless otherwise stated in the Contract, the Accepted Contract Amount covers all the Contractor's obligations under the Contract (including those under Provisional Sums, if any) and all things necessary for the proper execution and completion of the Works and the remedying of any defects.

412 Unforeseeable Physical Conditions

4.12.1 In this Sub-Clause, "physical conditions" means natural physical conditions and man-made and other physical obstructions and pollutants, which the Contractor encounters at the Site when executing the Works, including sub-surface and hydrological conditions but excluding climatic conditions.

4.12.2 If the Contractor encounters adverse physical conditions which he considers to have been Unforeseeable, the Contractor shall give notice to the Architect as soon as practicable.

4.12.3 This notice shall describe the physical conditions, so that they can be inspected by the Architect and shall set out the reasons why the Contractor considers them to be Unforeseeable. The Contractor shall continue executing the Works, using such proper and reasonable measures as are appropriate for the physical conditions, and shall comply with any instructions which the Architect may give. If an instruction constitutes a Variation, Clause 13 [Variations and Adjustments] shall apply.

4.12.4 If and to the extent that the Contractor encounters physical conditions which are Unforeseeable, gives such a notice, and suffers delay and/or incurs Cost due to these conditions, the Contractor shall be entitled subject to notice under Sub-Clause 20.1 [Contractor's Claims] to:

- a) an extension of time for any such delay, if completion is or will be delayed, under Sub-Clause 8.4 [Extension of Time for Completion], and
- b) payment of any such Cost, which shall be included in the Contract Price.

4.12.5 Upon receiving such notice and inspecting and/or investigating these physical conditions, the Architect shall proceed in accordance with Sub-Clause 3.5 [Determinations] to agree or determine (i) whether and (if so) to what extent these physical conditions were Unforeseeable, and (ii) the matters described in sub-paragraphs (a) and (b) above related to this extent.

4.12.6 However, before additional Cost is finally agreed or determined under sub-paragraph (ii), the Architect may also review whether other physical conditions in similar parts of the Works (if any) were more favorable than could reasonably have been foreseen when the Contractor submitted the Tender. If and to the extent that these more favorable conditions were encountered, the Architect may proceed in accordance with Sub-Clause 3.5 [Determinations] to agree or determine the reductions in Cost which were due to these conditions, which may be included (as deductions) in the Contract Price and Payment Certificates. However, the net effect of all adjustments under sub-paragraph (b) and all these reductions, for all the physical conditions encountered in similar parts of the Works, shall not result in a net reduction in the Contract Price.

- 4.127 The Architect shall take account of any evidence of the physical conditions foreseen by the Contractor when submitting the Tender, which shall be made available by the Contractor, but shall not be bound by the Contractor's interpretation of any such evidence.

413 Rights of Way and Facilities

Unless otherwise specified in the Contract the Procuring Entity shall provide effective access to and possession of the Site including special and/or temporary rights-of-way which are necessary for the Works. The Contractor shall obtain, at his risk and cost, any additional rights of way or facilities outside the Site which he may require for the purposes of the Works.

414 Avoidance of Interference

- 4.14.1 The Contractor shall not interfere unnecessarily or improperly with:
- a) The convenience of the public, or
 - b) The access to and use and occupation of all roads and foot paths, irrespective of whether they are public or in the possession of the Procuring Entity or of others.
- 4.14.2 The Contractor shall indemnify and hold the Procuring Entity harmless against and from all damages, losses and expenses (including legal fees and expenses) resulting from any such unnecessary or improper interference.

415 Access Route

- 4.15.1 The Contractor shall be deemed to have been satisfied as to the suitability and availability of access routes to the Site at Base Date. The Contractor shall use reasonable efforts to prevent any road or bridge from being damaged by the Contractor's traffic or by the Contractor's Personnel. These efforts shall include the proper use of appropriate vehicles and routes.
- 4.15.2 Except as otherwise stated in these Conditions:
- a) The Contractor shall (as between the Parties) be responsible for any maintenance which may be required for his use of access routes;
 - b) the Contractor shall provide all necessary signs or directions along access routes, and shall obtain any permission which may be required from the relevant authorities for his use of routes, signs and directions;
 - c) the Procuring Entity shall not be responsible for any claims which may arise from the use or otherwise of any access route;
 - d) the Procuring Entity does not guarantee the suitability or availability of particular access routes; and
 - e) Costs due to non-suitability or non-availability, for the use required by the Contractor, of access routes shall be borne by the Contractor.

416 Transport of Goods

Unless otherwise stated in the Special Conditions:

- a) the Contractor shall give the Architect not less than 21 days' notice of the date on which any Plant or a major item of other Goods will be delivered to the Site;
- b) the Contractor shall be responsible for packing, loading, transporting, receiving, unloading, storing and protecting all Goods and other things required for the Works; and
- c) the Contractor shall indemnify and hold the Procuring Entity harmless against and from all damages, losses and expenses (including legal fees and expenses) resulting from the transport of Goods and shall negotiate and pay all claims arising from their transport.

417 Contractor's Equipment

The Contractor shall be responsible for all Contractor's Equipment. When brought on to the Site, Contractor's Equipment shall be deemed to be exclusively intended for the execution of the Works. The Contractor shall not remove from the Site any major items of Contractor's Equipment without the consent of the Engineer. However, consent shall not be required for vehicles transporting Goods or Contractor's Personnel off Site.

418 Protection of the Environment

- 4.18.1 The contractor shall comply with the applicable environmental laws, regulations and policies.
- 4.18.2 The Contractor shall take all reasonable steps to protect the environment (both on and off the Site) and to limit damage and nuisance to people and property resulting from pollution, noise and other results of his operations.
- 4.18.3 The Contractors shall ensure that emissions, surfaced is charges and effluent from the Contractor's activities shall not exceed the values stated in the Specification or prescribed by applicable Laws.

419 Electricity, Water and Gas

- 4.19.1 The Contractor shall, except as stated below, be responsible for the provision of all power, water and other services he may require for his construction activities and to the extent defined in the Specifications, for the tests.
- 4.19.2 The Contractor shall be entitled to use for the purposes of the Works such supplies of electricity, water, gas and other services as may be available on the Site and of which details and prices are given in the Specifications. The Contractor shall, at his risk and cost, provide any apparatus necessary for his use of these services and for measuring the quantities consumed.
- 4.19.3 The quantities consumed and the amounts due (at these prices) for such services shall be agreed or determined by the Architect in accordance with Sub-Clause 2.5 [Procuring Entity's Claims] and Sub-Clause 3.5 [Determinations]. The Contractor shall pay these amounts to the Procuring Entity.

420 Procuring Entity's Equipment and Free-Issue Materials

- 4.20.1 The Procuring Entity shall make the Procuring Entity's Equipment (if any) available for the use of the Contractor in the execution of the Works in accordance with the details, arrangements and prices stated in the Specification. Unless otherwise stated in the Specification:
- a) The Procuring Entity shall be responsible for the Procuring Entity's Equipment, except that
 - b) the Contractor shall be responsible for each item of Procuring Entity's Equipment whilst any of the Contractor's Personnel is operating it, driving it, directing it or in possession or control of it.
- 4.20.1 The appropriate quantities and the amounts due (at such stated prices) for the use of Procuring Entity's Equipment shall be agreed or determined by the Architect in accordance with Sub-Clause 2.5 [Procuring Entity's Claims] and Sub-Clause 3.5 [Determinations]. The Contractor shall pay these amounts to the Procuring Entity.
- 4.20.2 The Procuring Entity shall supply, free of charge, the "free-issue materials" (if any) in accordance with the details stated in the Specification. The Procuring Entity shall, at his risk and cost, provide these materials at the time and place specified in the Contract. The Contractor shall then visually inspect them and shall promptly give notice to the Architect of any shortage, defect or default in these materials. Unless otherwise agreed by both Parties, the Procuring Entity shall immediately rectify the notified shortage, defect or default.

- 4203 After this visual inspection, the free-issue materials shall come under the care, custody and control of the Contractor. The Contractor's obligations of inspection, care, custody and control shall not relieve the Procuring Entity of liability for any shortage, defect or default not apparent from a visual inspection.

421 Progress Reports

- 421.1 Unless otherwise stated in the Special Conditions, monthly progress reports shall be prepared by the Contractor and submitted to the Architect in six copies. The first report shall cover the period up to the end of the first calendar month following the Commencement Date. Reports shall be submitted monthly thereafter, each within 7 days after the last day of the period to which it relates.
- 421.2 Reporting shall continue until the Contractor has completed all work which is known to be outstanding at the completion date stated in the Taking-Over Certificate for the Works. Each report shall include:
- a) charts and detailed descriptions of progress, including each stage of design (if any), Contractor's Documents, procurement, manufacture, delivery to Site, construction, erection and testing; and including these stages for work by each nominated Subcontractor (as defined in Clause 5 [Nominated Subcontractors]),
 - b) photographs showing the status of manufacture and of progress on the Site;
 - c) for the manufacture of each main item of Plant and Materials, the name of the manufacturer, manufacture location, percentage progress, and the actual or expected dates of:
 - i) commencement of manufacture,
 - ii) Contractor's inspections,
 - iii) tests, and
 - iv) shipment and arrival at the Site;
 - d) the details described in Sub-Clause 6.10 [Records of Contractor's Personnel and Equipment];
 - e) copies of quality assurance documents, test results and certificates of Materials;
 - f) list of notices given under Sub-Clause 2.5 [Procuring Entity's Claims] and notices given under Sub-Clause 20.1 [Contractor's Claims];
 - g) safety statistics, including details of any hazardous incidents and activities relating to environmental aspects and public relations; and
 - h) comparison so factual and planned progress, with details of any events or circumstances which may jeopardize the completion in accordance with the Contract, and the measures being (or to be) adopted to overcome delays.

422 Security of the Site

Unless otherwise stated in the Special Conditions:

- a) The Contractor shall be responsible for keeping unauthorized persons off the Site, and
- b) authorized persons shall be limited to the Contractor's Personnel and the Procuring Entity's Personnel; and to any other personnel notified to the Contractor, by the Procuring Entity or the Engineer, as authorized personnel of the Procuring Entity's other contractors on the Site.

423 Contractor's Operations on Site

- 423.1 The Contractor shall confine his operations to the Site, and to any additional areas which may be obtained by the Contractor and agreed by the Architect as additional working areas. The Contractor shall take all necessary precautions to keep Contractor's Equipment and Contractor's Personnel within the Site and these additional areas, and to keep them off adjacent land.
- 423.2 During the execution of the Works, the Contractor shall keep the Site free from all unnecessary obstruction and shall store or dispose of any Contractor's Equipment or surplus materials. The Contractor shall clear away and remove from the Site any wreckage, rubbish and Temporary Works

which are no longer required.

- 4233 Upon the issue of a Taking-Over Certificate, the Contractor shall clear away and remove, from that part of the Site and Works to which the Taking-Over Certificate refers, all Contractor's Equipment, surplus material, wreckage, rubbish and Temporary Works. The Contractor shall leave that part of the Site and the Works in a clean and safe condition. However, the Contractor may retain on Site, during the Defects Notification Period, such Goods as are required for the Contractor to fulfil obligations under the Contract.

424 Fossils

- 424.1 All fossils, coins, articles of value or antiquity, and structures and other remains or items of geological or archaeological interest found on the Site shall be placed under the care and authority of the Procuring Entity. The Contractor shall take reasonable precautions to prevent Contractor's Personnel or other persons from removing or damaging any of these findings.
- 424.2 The Contractor shall, upon discovery of any such finding, promptly give notice to the Engineer, who shall issue instructions for dealing with it. If the Contractor suffers delay and/or incurs Cost from complying with the instructions, the Contractor shall give a further notice to the Architect and shall be entitled subject to Sub- Clause 20.1 [Contractor's Claims] to:
- a) an extension of time for any such delay, if completion is or will be delayed, under Sub-Clause 8.4 [Extension of Time for Completion], and
 - b) payment of any such Cost, which shall be included in the Contract Price.
- After receiving this further notice, the Architect shall proceed in accordance with Sub-Clause 3.5 [Determinations] to agree or determine these matters.

5 NOMINATED SUBCONTRACTORS

5.1 Definition of “nominated Subcontractor”

In this Contract, “nominated Subcontractor” means a Subcontractor:

- a) Who is nominated by the Procuring Entity, or
- b) Contractor has nominated as a Subcontractor subject to Sub-Clause 5.2 [Objection to Notification].

5.2 Objection to Nomination

The Contractor shall not be under any obligation to employ a nominated Subcontractor against whom the Contractor raises reasonable objection by notice to the Procuring Entity as soon as practicable, with supporting particulars. An objection shall be deemed reasonable if it arises from (among other things) any of the following matters, unless the Procuring Entity agrees in writing to indemnify the Contractor against and from the consequences of the matter:

- a) there are reasons to believe that the Subcontractor does not have sufficient competence, resources or financial strength;
- b) the nominated Subcontractor does not accept to indemnify the Contractor against and from any negligence or misuse of Goods by the nominated Subcontractor, his agents and employees; or
- c) the nominated Subcontractor does not accept to enter into a subcontract which specifies that, for the subcontracted work (including design, if any), the nominated Subcontractor shall:
 - i) undertake to the Contractor such obligations and liabilities as will enable the Contractor to discharge his obligations and liabilities under the Contract;
 - ii) indemnify the Contractor against and from all obligations and liabilities arising under or in connection with the Contract and from the consequences of any failure by the Subcontractor to perform these obligations or to fulfil these liabilities, and
 - iii) be paid only if and when the Contractor has received from the Procuring Entity payments for sums due under the Subcontract referred to under Sub-Clause 5.3 [Payment to nominated Subcontractors].

5.3 Payments to nominated Subcontractors

The Contractor shall pay to the nominated Subcontractor the amounts shown on the nominated Subcontractor's invoices approved by the Contractor which the Architect certifies to be due in accordance with the subcontract. These amounts plus other charges shall be included in the Contract Price in accordance with sub-paragraph (b) of Sub-Clause 13.5 [Provisional Sums], except as stated in Sub-Clause 5.4 [Evidence of Payments].

54 Evidence of Payments

54.1 Before issuing a Payment Certificate which includes an amount payable to a nominated Subcontractor, the Architect may request the Contractor to supply reasonable evidence that the nominated Subcontractor has received all amounts due in accordance with previous Payment Certificates, less applicable deductions for retention or otherwise. Unless the Contractor:

- (a) Submits this reasonable evidence to the Engineer, or
- (b) i) Satisfies the Architect in writing that the Contractor is reasonably entitled to withhold or refuse to pay these amounts, and
ii) Submits to the Architect reasonable evidence that the nominated Subcontractor has been notified of the Contractor's entitlement, then the Procuring Entity may (at his sole discretion) pay, directly to the nominated Subcontractor, part or all of such amounts previously certified (less applicable deductions) as are due to the nominated Subcontractor and for which the Contractor has failed to submit the evidence described in sub-paragraphs (a) or (b) above. The Contractor shall then repay, to the Procuring Entity, the amount which the nominated Subcontractor was directly paid by the Procuring Entity.

6 STAFF AND LABOR

61 Engagement of Staff and Labor

Except as otherwise stated in the Specification, the Contractor shall make arrangements for the engagement of all staff and labor, local or otherwise, and for their payment, feeding, transport, and, when appropriate, housing. The Contractor is encouraged, to the extent practicable and reasonable, to employ staff and labor with appropriate qualifications and experience from sources within Kenya.

62 Rates of Wages and Conditions of Labor

62.1 The Contractor shall pay rates of wages, and observe conditions of labor, which are not lower than those established for the trade or industry where the work is carried out. If no established rates or conditions are applicable, the Contractor shall pay rates of wages and observe conditions which are not lower than the general level of wages and conditions observed locally by Procuring Entity's whose trade or industry is similar to that of the Contractor.

62.2 The Contractor shall inform the Contractor's Personnel about their liability to pay personal income taxes in Kenya in respect of such of their salaries, wages, allowances and any benefits as are subject to tax under the Laws of Kenya for the time being in force, and the Contractor shall perform such duties in regard to such deductions there of as may be imposed on him by such Laws.

63 Persons in the Service of Procuring Entity

The Contractor shall not recruit, or attempt to recruit, staff and labour from amongst the Procuring Entity's Personnel.

64 Lab or Laws

The Contractor shall comply with all the relevant labour Laws applicable to the Contractor's Personnel, including Laws relating to their employment, employment of children, health, safety, welfare, immigration and emigration, and shall allow them all their legal rights. The Contractor shall require his employees to obey all applicable Laws, including those concerning safety at work.

65 Working Hours

Nowork shall be carried out on the Site on locally recognized days of rest, or outside the normal working hours stated in the **Special Conditions of Contract**, unless:

- a) Otherwise stated in the Contract,
- b) The Architect gives consent, or
- c) The work is unavoidable, or necessary for the protection of life or property or for the safety of the Works, in which case the Contractor shall immediately advise the Engineer, provided that work done outside the normal working hours shall be considered and paid for as overtime.

66 Facilities for Staff and Labor

Except as otherwise stated in the Specification, the Contractor shall provide and maintain all necessary accommodation and welfare facilities on site for the Contractor's Personnel. The Contractor shall also provide facilities for the Procuring Entity's Personnel as stated in the Specifications. The Contractor shall not permit any of the Contractor's Personnel to maintain any temporary or permanent living quarters within the structures forming part of the Permanent Works.

67 Health and Safety

- 67.1 The Contractor shall at all times take all reasonable precautions to maintain the health and safety of the Contractor's Personnel. In collaboration with loca lhealth authorities, the Contractor shall ensure that medical staff, first aid facilities, sick bay and ambulance service are available at all times at the Site and at any accommodation for Contractor's and Procuring Entity's Personnel, and that suitable arrangements are made for all necessary welfare and hygiene requirements and for the prevention of epidemics.
- 67.2 The Contractor shall appoint an accident prevention officer at the Site, responsible for maintaining safety and protection against accidents. This person shall be qualified for this responsibility and shall have the authority to issue instructions and take protective measures to prevent accidents. Throughout the execution of the Works, the Contractor shall provide what ever is required by this person to exercise this responsibility and authority.
- 67.3 The Contractor shall send, to the Engineer, details of any accident as soon as practicable after itsoccurrence. The Contractor shall maintain records and make reports concerning health, safety and welfare of persons, and damage to property, as the Architect may reasonably require.
- 67.4 The Contractor shall conduct an awareness programme on HIV and other sexually transmitted diseases via an approved service provider and shall undertake such other measures taken to reduce the risk of the transfer of these diseases between and among the Contractor's Personnel and the local community, to promote early diagnosis and to assist affected individuals.

68 Contractor's Superintendence

- 68.1 Throughout the execution of the Works, and as long thereafter as is necessary to fulfil the Contractor's obligations, the Contractor shall provide all necessary super intendence to plan, arrange, direct, manage, inspect and test the work.
- 68.2 Superintendence shall be given by a sufficient number of persons having adequate knowledge of the language for communications (defined in Sub-Clause 1.4 [Law and Language]) and of the operations to be carried out (including the methods and techniques required, the hazards likely to be encountered and methods of preventing accidents), for the satisfactory and safe execution of the Works.

69 Contractor's Personnel

- 69.1 The Contractor's Personnel shall be appropriately qualified, skilled and experienced in their respective trades or occupations. The Contractors Key personnel shall be named in the Special Conditions of Contract. The Architect may require the Contractor to remove (or cause to be removed) any person employed on the

Site or Works, including the Contractor's Representative if applicable, who:

- a) Persists in any misconduct or lack of care,
- b) Carries out duties in competently or negligently,
- c) fails to conform with any provisions of the Contract,
- d) persists in any conduct which is prejudicial to safety, health, or the protection of the environment, or
- e) based on reasonable evidence, is determined to have engaged in Fraud and Corruption during the execution of the Works.

692 If appropriate, the Contractor shall then appoint (or cause to be appointed) a suitable replacement person.

610 Records of Contractor's Personnel and Equipment

The Contractor shall submit, to the Engineer, details showing the number of each class of Contractor's Personnel and of each type of Contractor's Equipment on the Site. Details shall be submitted each calendar month, in a form approved by the Engineer, until the Contractor has completed all work which is known to be outstanding at the completion date stated in the Taking-Over Certificate for the Works.

611 Disorderly Conduct

The Contractor shall at all times take all reasonable precautions to prevent any unlawful, riotous or disorderly conduct by or amongst the Contractor's Personnel, and to preserve peace and protection of persons and property on and near the Site.

612 Foreign Personnel

612.1 The Contractor shall not employ foreign personnel unless the contractor demonstrates that there are no Kenyans with the required skills.

612.2 The Contractor shall be responsible for the return of any foreign personnel to the place where they were recruited or to their domicile. In the event of the death in Kenya of any of these personnel or members of their families, the Contractor shall similarly be responsible for making the appropriate arrangements for their return or burial.

613 Supply of Water

The Contractor shall, having regard to local conditions, provide on the Site an adequate supply of drinking and other water for the use of the Contractor's Personnel.

614 Measures against Insect and Pest Nuisance

The Contractor shall at all times take the necessary precautions to protect the Contractor's Personnel employed on the Site from insect and pest nuisance, and to reduce the danger to their health. The Contractor shall comply with all the regulations of the local health authorities, including use of appropriate insecticide.

615 Alcoholic Liquor or Drugs

The Contractor shall not, otherwise than in accordance with the Laws of Kenya, onsite, import, sell, give, barter or otherwise dispose of any alcoholic liquor or drugs, or permit or allow importation, sale, gift, barter or disposal thereof by Contractor's Personnel.

616 Prohibition of Forced or Compulsory Labour

The Contractor shall not employ forced labor, which consists of any work or service, not voluntarily performed, that is exacted from an individual under threat of force or penalty, and includes any kind of involuntary or compulsory labor, such as indentured labor, bonded labor or similar labor-contracting arrangements.

617 Prohibition of Harmful Child Labor

The Contractor shall not employ children in a manner that is economically exploitative, or is likely to be hazardous, or to interfere with, the child's education, or to be harmful to the child's health or physical, mental, spiritual, moral, or social development. Where the relevant labour laws of Kenya have provisions for employment of minors, the Contractor shall follow those laws applicable to the Contractor. Children below the age of 18 years shall not be employed in dangerous work.

618 Employment Records of Workers

The Contractor shall keep complete and accurate records of the employment of labour at the Site. The records shall include the names, ages, genders, hours worked and wages paid to all workers. These records shall be summarized on a monthly basis and submitted to the Engineer. These records shall be included in the details to be submitted by the Contractor under Sub-Clause 6.10 [Records of Contractor's Personnel and Equipment].

619 Workers' Organizations

The Contractor shall comply with the relevant labor laws that recognize workers' rights to form and to join workers' organizations of their choosing without interference.

620 Non-Discrimination and Equal Opportunity

The Contractor shall base the labour employment on the principle of equal opportunity and fair treatment and shall not discriminate with respect to aspects of the employment relationship, including recruitment and hiring, compensation (including wages and benefits), working conditions and terms of employment, access to training, promotion, termination of employment, retirement, and discipline.

7. PLANT, MATERIALS AND WORKMANSHIP

7.1 Manner of Execution

The Contractor shall carry out the manufacture/assemble of plant, the production and manufacture of Materials, and all other execution of the Works:

- a) In the manner (if any) specified in the Contract,
- b) in a proper workman like and careful manner, in accordance with recognized good practice, and
- c) with properly equipped facilities and non-hazardous Materials, except as otherwise specified in the Contract.

7.2 Samples

The Contractor shall submit the following samples of Materials, and relevant information, to the Architect for consent prior to using the Material in or for the Works:

- a) manufacturer's standard samples of Materials and samples specified in the Contract, all at the Contractor's cost, and
- b) additional samples instructed by the Architect as a Variation.

Each sample shall be labeled as to origin and intended use in the Works.

7.3 Inspection

7.3.1 The Procuring Entity's Personnel shall at all reasonable times:

- a) Have full access to all parts of the Site and to all places from which natural Materials are being obtained, and
- b) during production, manufacture and construction (at the Site and elsewhere), be entitled to examine, inspect, measure and test the materials and workmanship, and to check the progress of manufacture of Plant and production and manufacture of Materials.

Part 2 – Employer's Requirements

- 732 The Contractor shall give the Procuring Entity's Personnel full opportunity to carry out these activities, including providing access, facilities, permissions and safety equipment. No such activity shall relieve the Contractor from any obligation or responsibility.
- 733 The Contractor shall give notice to the Architect whenever any work is ready and before it is covered up, put out of sight, or packaged for storage or transport. The Architect shall then either carry out the examination, inspection, measurement or testing without unreasonable delay, or promptly give notice to the Contractor that the Architect does not require to do so. If the Contractor fails to give the notice, he shall, if and when required by the Engineer, uncover the work and there after reinstate and make good, allat the Contractor's cost.

74 Testing

- 74.1 This Sub-Clause shall apply to all tests specified in the Contract.
- 74.2 Except as otherwise specified in the Contract, the Contractor shall provide all apparatus, assistance, documents and other information, electricity, equipment, fuel, consumables, instruments, labor, materials, and suitably qualified and experienced staff, as are necessary to carry out the specified tests efficiently. The Contractor shall agree, with the Engineer, the time and place for the specified testing of any Plant, Materials and other parts of the Works.
- 74.3 The Architect may, under Clause 13 [Variations and Adjustments], vary the location or details of specified tests, or instruct the Contractor to carry out additional tests. If these varied or additional tests show that the tested Plant, Materials or workmanship is not in accordance with the Contract, the cost of carrying out this Variation shall be borne by the Contractor, notwithstanding other provisions of the Contract.
- 74.4 The Architect shall give the Contractor not less than 24 hours' notice of the Architect intention to attend the tests. If the Architect does not attend at the time and place agreed, the Contractor may proceed with the tests, unless otherwise instructed by the Engineer, and the tests shall then be deemed to have been made in the Architect presence.
- 74.5 If the Contractor suffers delay and/ or incurs Cost from complying with these instructions or as a result of a delay for which the Procuring Entity is responsible, the Contractor shall give notice to the Architect and shall be entitled subject to Sub-Clause 20.1 [Contractor's Claims] to:
- a) an extension of time for any such delay, if completion is or will be delayed, under Sub-Clause 8.4 [Extension of Time for Completion], and
 - b) payment of any such Cost-plus profit, which shall be included in the Contract Price.
- 74.6 After receiving this notice, the Architect shall proceed in accordance with Sub-Clause 3.5 [Determinations] to agree or determine these matters.
- 74.7 The Contractor shall promptly forward to the Architect duly certified reports of the tests. When the specified tests have been passed, the Architect shall endorse the Contractor's test certificate, or issue a certificate to him, to that effect. If the Architect has not attended the tests, he shall be deemed to have accepted the readings as accurate.

75 Rejection

- 75.1 If, as a result of an examination, inspection, measurement or testing, any Plant, Materials or workmanship is found to be defective or otherwise not in accordance with the Contract, the Architect may reject the Plant, Materials or workmanship by giving notice to the Contractor, with reasons. The Contractor shall then promptly make good the defect and ensure that the rejected item complies with the Contract.
- 75.2 If the Architect requires this Plant, Materials or workmanship to be retested, the tests shall be repeated under the same terms and conditions. If the rejection and retesting cause the Procuring Entity to incur additional costs, the Contractor shall subject to Sub-Clause 2.5 [Procuring Entity's Claims] pay these costs to the Procuring Entity.

7.6 Remedial Work

- 7.6.1 Notwithstanding any previous test or certification, the Architect may instruct the Contractor to:
- Remove from the Site and replace any Plant or Materials which is not in accordance with the Contract,
 - remove and re-execute any other work which is not in accordance with the Contract, and
 - execute any work which is urgently required for the safety of the Works, whether because of an accident, unforeseen able event or otherwise.
- 7.6.2 The Contractor shall comply with the instruction within a reasonable time, which shall be the time (if any) specified in the instruction, or immediately if urgency is specified under sub-paragraph (c).
- 7.6.3 If the Contractor fails to comply with the instruction, the Procuring Entity shall be entitled to employ and pay other persons to carry out the work. Except to the extent that the Contractor would have been entitled to payment for the work, the Contractor shall subject to Sub-Clause 2.5 [Procuring Entity's Claims] pay to the Procuring Entity all costs arising from this failure.
- 7.6.4 If the contractor repeatedly delivers defective work, the Procuring Entity may consider termination in accordance with Clause 15.

7.7 Ownership of Plant and Materials

Except as otherwise provided in the Contract, each item of Plant and Materials shall become the property of the Procuring Entity at whichever is the earlier of the following times, free from liens and other encumbrances:

- When it is incorporated in the Works;
- when the Contractor is paid the corresponding value of the Plant and Materials under Sub-Clause 8.10 [Payment for Plant and Materials in Event of Suspension].

7.8 Royalties

Unless otherwise stated in the Specification, the Contractor shall pay all royalties, rents and other payments for:

- Natural materials obtained from outside the Site, and
- the disposal of material from demolitions and excavations and of other surplus material (whether natural or man-made), except to the extent that disposal are as within the Site are specified in the Contract.

8 COMMENCEMENT, DELAYS AND SUSPENSION

8.1 Commencement of Works

- 8.1.1 Except as otherwise specified in the Special Conditions of Contract, the Commencement Date shall be the date at which the following precedent condition have all been fulfilled and the Architect notification recording the agreement of both Parties on such fulfilment and instructing to commence the Work is received by the Contractor:
- Signature of the Contract Agreement by both Parties, and if required, approval of the Contract by relevant authorities of Kenya;
 - except if otherwise specified in the Special Conditions of Contract, effective access to and possession of the Site given to the Contractor together with such permission(s) under (a) of Sub-Clause 1.13 [Compliance with Laws] as required for the commencement of the Works.
 - Receipt by the Contractor of the Advance Payment under Sub-Clause 14.2 [Advance Payment] provided that the corresponding bank guarantee has been delivered by the Contractor.
- 8.1.2 If the said Architect instruction is not received by the Contractor within 180 days from his receipt of the Letter of Acceptance, the Contractor shall be entitled to terminate the Contract under Sub-Clause 16.2 [Termination by Contractor].

Part 2 – Employer's Requirements

- 8.13 The Contractor shall commence the execution of the Works as soon as is reasonably practicable after the Commencement Date and shall then proceed with the Works with due expedition and without delay.

82 Time for Completion

The Contractor shall complete the whole of the Works, and each Section (if any), within the Time for Completion for the Works or Section (as the case may be), including:

- a) Achieving the passing of the Test on Completion, and
- b) completing all work which is stated in the Contract as being required for the Works or Section to be considered to be completed for the purposes of taking-over under Sub-Clause 10.1 [Taking Over of the Works and Sections].

83 Programme

- 8.3.1 The Contractor shall submit a detailed time programme to the Architect within 14 days after receiving the notice under Sub-Clause 8.1 [Commencement of Works]. The Contractor shall also submit a revised programme whenever the previous programme is inconsistent with actual progress or with the Contractor's obligations. Each programme shall include:

- a) The order in which the Contractor intends to carry out the Works, including the anticipated timing of each stage of design (if any), Contractor's Documents, procurement, manufacture of Plant, delivery to Site, construction, erection and testing,
- b) each of these stages for work by each nominated Subcontractor (as defined in Clause 5 [Nominated Subcontractors]),
- c) the sequence and timing of inspections and tests specified in the Contract, and
- d) a supporting report which includes:
 - i) a general description of the methods which the Contractor intends to adopt, and of the major stages, in the execution of the Works, and
 - ii) details showing the Contractor's reasonable estimate of the number of each class of Contractor's Personnel and of each type of Contractor's Equipment, required on the Site for each major stage.

- 8.3.2 Unless the Engineer, within 14 days after receiving a programme, gives notice to the Contractor stating the extent to which it does not comply with the Contract, the Contractor shall proceed in accordance with the programme, subject to his other obligations under the Contract. The Procuring Entity's Personnel shall be entitled to rely upon the programme when planning their activities.

- 8.3.3 The Contractor shall promptly give notice to the Architect of specific probable future events or circumstances which may adversely affect the work, increase the Contract Price or delay the execution of the Works.

- 8.3.4 If, at anytime, the Architect gives notice to the Contractor that a programme fails (to the extent stated) to comply with the Contractor to be consistent with actual progress and the Contractor's stated intentions, the Contractor shall submit a revised programme to the Architect in accordance with this Sub-Clause.

84 Extension of Time for Completion

- 8.4.1 The Contractor shall be entitled subject to Sub-Clause 20.1 [Contractor's Claims] to an extension of the Time for Completion if and to the extent that completion for the purposes of Sub-Clause 10.1 [Taking Over of the Works and Sections] is or will be delayed by any of the following causes:

- a) a Variation (unless an adjustment to the Time for Completion has been agreed under Sub-Clause 13.3 [Variation Procedure]) or other substantial change in the quantity of an item of work included in the Contract,
- b) a cause of delay giving an entitlement to extension of time under a Sub-Clause of these Conditions,
- c) exceptionally adverse climatic conditions,

Part 2 – Employer's Requirements

- d) Unforeseeable shortages in the availability of personnel or Goods caused by epidemic or governmental actions, or
- e) any delay, impediment or prevention caused by or attributable to the Procuring Entity, the Procuring Entity's Personnel, or the Procuring Entity's other contractors.

842 If the Contractor considers itself to be entitled to an extension of the Time for Completion, the Contractor shall give notice to the Architect in accordance with Sub-Clause 20.1 [Contractor's Claims]. When determining each extension of time under Sub-Clause 20.1, the Architect shall review previous determinations and may increase, but shall not decrease, the total extension of time.

85 Delays Caused by Authorities

If the following conditions apply, namely:

- a) The Contractor has diligently followed the procedures laid down by the relevant legally constituted public authorities in Kenya,
- b) These authorities delay or disrupt the Contractor's work, and
- c) the delay or disruption was Unforeseeable, then this delay or disruption will be considered as a cause of delay under sub-paragraph (b) of Sub-Clause 8.4 [Extension of Time for Completion].

86 Rate of Progress

861 If, at anytime:

- a) Actual progress is too slow to complete within the Time for Completion, and/or
- b) Progress has fallen (or will fall) behind the current programme under Sub-Clause 8.3 [Programme], other than as a result of a cause listed in Sub-Clause 8.4 [Extension of Time for Completion], then the Architect may instruct the Contractor to submit, under Sub-Clause 8.3 [Programme], a revised programme and supporting report describing the revised methods which the Contractor proposes to adopt in order to expedite progress and complete within the Time for Completion.

862 Unless the Architect notifies otherwise, the Contractor shall adopt these revised methods, which may require increases in the working hours and/or in the numbers of Contractor's Personnel and/or Goods, at the risk and cost of the Contractor. If these revised methods cause the Procuring Entity to incur additional costs, the Contractor shall, subject to notice under Sub-Clause 2.5 [Procuring Entity's Claims] pay these costs to the Procuring Entity, in addition to delay damages (if any) under Sub-Clause 8.7 below.

863 Additional costs of revised methods including acceleration measures, instructed by the Architect to reduce delays resulting from causes listed under Sub-Clause 8.4 [Extension of Time for Completion] shall be paid by the Procuring Entity, without generating, however, any other additional payment benefit to the Contractor.

87 Delay Damages

871 If the Contractor fails to comply with Sub-Clause 8.2 [Time for Completion], the Contractor shall, subject to notice under Sub-Clause 2.5 [Procuring Entity's Claims] pay delay damages to the Procuring Entity for this default. These delay damages shall be the sum stated in the **Special Conditions of Contract**, which shall be paid for every day which shall elapse between the relevant Time for Completion and the date stated in the taking-Over Certificate. However, the total amount due under this Sub-Clause shall not exceed the maximum amount of delay damages (if any) stated in the Special Conditions of Contract.

872 These delay damages shall be the only damages due from the Contractor for such default, other than in the event of termination under Sub-Clause 15.2 [Termination by Procuring Entity] prior to completion of the Works. These damages shall not relieve the Contractor from his obligation to complete the Works, or from any other duties, obligations or responsibilities which he may have under the Contract.

88 Suspension of Work

881 The Architect may at anytime instruct the Contractor to suspend progress of part or all of the Works. During

Part 2 – Employer's Requirements

such suspension, the Contractor shall protect, store and secure such part or the Works against any deterioration, loss or damage.

- 882 The Architect may also notify the cause for the suspension. If and to the extent that the cause is notified and is the responsibility of the Contractor, the following Sub-Clauses 8.9, 8.10 and 8.11 shall not apply.

89 Consequences of Suspension

- 891 If the Contractor suffers delay and/or incurs Cost from complying with the Architect instructions under Sub-Clause 8.8 [Suspension of Work] and/or from resuming the work, the Contractor shall give notice to the Architect and shall be entitled subject to Sub-Clause 20.1 [Contractor's Claims] to:

- a) an extension of time for any such delay, if completion is or will be delayed, under Sub-Clause 8.4 [Extension of Time for Completion], and
- b) Payment of any such Cost, which shall be included in the Contract Price.

- 892 After receiving this notice, the Architect shall proceed in accordance with Sub-Clause 3.5 [Determinations] to agree or determine these matters.

- 893 The Contractor shall not be entitled to an extension of time for, or to payment of the Cost incurred in, making good the consequences of the Contractor's faulty design, workmanship or materials, or of the Contractor's failure to protect, store or secure in accordance with Sub-Clause 8.8 [Suspension of Work].

810 Payment for Plant and Materials in Event of Suspension

The Contractor shall be entitled to payment of the value (as at the date of suspension) of Plant and/or Materials which have not been delivered to Site, if:

- a) The work on Plant or delivery of Plant and/or Materials has been suspended for more than 30 days, and
- b) the Contractor has marked the Plant and/or Materials as the Procuring Entity's property in accordance with the Architect instructions.

811 Prolonged Suspension

If the suspension under Sub-Clause 8.8 [Suspension of Work] has continued for more than 84 days, the Contractor may request the Architect permission to proceed. If the Architect does not give permission within 30 days after being requested to do so, the Contractor may, by giving notice to the Engineer, treat the suspension as an omission under Clause 13 [Variations and Adjustments] of the affected part of the Works. If the suspension affects the whole of the Works, the Contractor may give notice of termination under Sub-Clause 16.2 [Termination by Contractor].

812 Resumption of Work

After the permission or instruction to proceed is given, the Contractor and the Architect shall jointly examine the Works and the Plant and Materials affected by the suspension. The Contractor shall make good any deterioration or defect in or loss of the Works or Plant or Materials, which has occurred during the suspension after receiving from the Architect an instruction to this effect under Clause 13 [Variations and Adjustments].

9 TESTS ON COMPLETION

91 Contractor's Obligations

- 91.1 The Contractor shall carry out the Tests on Completion in accordance with this Clause and Sub-Clause 7.4 [Testing], after providing the documents in accordance with sub-paragraph (d) of Sub-Clause 4.1 [Contractor's General Obligations].

- 91.2 The Contractor shall give to the Architect not less than 21 days' notice of the date after which the Contractor will be ready to carry out each of the Tests on Completion. Unless otherwise agreed, Tests on Completion

shall be carried out within 14 days after this date, on such day or days as the Architect shall instruct.

- 9.1.3 In considering the results of the Tests on Completion, the Architect shall make allowances for the effect of any use of the Works by the Procuring Entity on the performance or other characteristics of the Works. As soon as the Works, or a Section, have passed any Tests on Completion, the Contractor shall submit a certified report of the results of these Tests to the Engineer.

92 Delayed Tests

- 92.1 If the Tests on Completion are being unduly delayed by the Procuring Entity, Sub-Clause 7.4 [Testing] (fifth paragraph) and/ or Sub-Clause 10.3 [Interference with Tests on Completion] shall be applicable.
- 92.2 If the Tests on Completion are being unduly delayed by the Contractor, the Architect may by notice require the Contractor to carry out the Tests within 21 days after receiving the notice. The Contractor shall carry out the Tests on such day or days within that period as the Contractor may fix and of which he shall give notice to the Engineer.
- 92.3 If the Contractor fails to carry out the Tests on Completion within the period of 21 days, the Procuring Entity's Personnel may proceed with the Test at the risk and cost of the Contractor. The Tests on Completion shall then be deemed to have been carried out in the presence of the Contractor and the results of the Tests shall be accepted as accurate.

93 Retesting of related works

If the Works, or a Section, fail to pass the Tests on Completion, Sub-Clause 7.5 [Rejection] shall apply, and the Architect or the Contractor may require the failed Tests, and Tests on Completion on any related work, to be repeated under the same terms and conditions.

94 Failure to Pass Tests on Completion

- 94.1 If the Works, or a Section, fail to pass the Tests on Completion repeated under Sub-Clause 9.3 [Retesting], the Architect shall be entitled to:
- a) Order further repetition of Tests on Completion under Sub-Clause 9.3; or
 - b) if the failure deprives the Procuring Entity of substantially the whole benefit of the Works or Section, reject the Works or Section (as the case may be), in which event the Procuring Entity shall have the same remedies as are provided in sub-paragraph (c) of Sub-Clause 1.4 [Failure to Remedy Defects].

10. PROCURING ENTITY'S TAKING OVER

10.1 Taking Over of the Works and Sections

- 10.1.1 Except as stated in Sub-Clause 9.4 [Failure to Pass Tests on Completion], the Works shall be taken over by the Procuring Entity when (i) the Works have been completed in accordance with the Contract, including the matters described in Sub-Clause 8.2 [Time for Completion] and except as allowed in sub-paragraph (a) below, and (ii) a Taking-Over Certificate for the Works has been issued, or is deemed to have been issued in accordance with this Sub-Clause.
- 10.1.2 The Contractor may apply by notice to the Architect for a Taking-Over Certificate not earlier than 14 days before the Works will, in the Contractor's opinion, be complete and ready for taking over. If the Works are divided into Sections, the Contractor may similarly apply for a Taking-Over Certificate for each Section.
- 10.1.3 The Architect shall, within 30 days after receiving the Contractor's application:
- a) Issue the Taking-Over Certificate to the Contractor, stating the date on which the Works or Section were completed in accordance with the Contract, except for any minor outstanding work and defects which will not substantially affect the use of the Works or Section for their intended purpose (either until or whilst this work is completed and these defects are remedied); or
 - b) reject the application, giving reasons and specifying the work required to be done by the Contractor

to enable the Taking-Over Certificate to be issued. The Contractor shall then complete this work before issuing a further notice under his Sub-Clause.

- 1014 If the Architect fails either to issue the Taking-Over Certificate or to reject the Contractor's application within the period of 30 days, and if the Works or Section (as the case may be) are substantially in accordance with the Contract, the Taking-Over Certificate shall be deemed to have been issued on the last day of that period.

102 Taking Over of Parts of the Works

- 1021 The Architect may, at the sole discretion of the Procuring Entity, issue a Taking-Over Certificate for any part of the Permanent Works.
- 1022 The Procuring Entity shall not use any part of the Works (other than as a temporary measure which is either specified in the Contract or agreed by both Parties) unless and until the Architect has issued a Taking-Over Certificate for this part. However, if the Procuring Entity does use any part of the Works before the Taking-Over Certificate is issued:
- a) The part which is used shall be deemed to have been taken over as from the date on which it is used,
 - b) the Contractor shall cease to be liable for the care of such part as from this date, when responsibility shall pass to the Procuring Entity, and
 - c) if requested by the Contractor, the Architect shall issue a Taking-Over Certificate for this part.
- 1023 After the Architect has issued a Taking-Over Certificate for a part of the Works, the Contractor shall be given the earliest opportunity to take such steps as may be necessary to carry out any outstanding Tests on Completion. The Contractor shall carry out these Tests on Completion as soon as practicable before the expiry date of the relevant Defects Notification Period.
- 1024 If the Contractor incurs Cost as a result of the Procuring Entity taking over and/or using a part of the Works, other than such use as is specified in the Contract agreed by the Contractor, the Contractor shall (i) give notice to the Architect and (ii) be entitled subject to Sub-Clause 20.1 [Contractor's Claims] to payment of any such accrued costs, which shall be included in the Contract Price. After receiving this notice, the Architect shall proceed in accordance with Sub-Clause 3.5 [Determinations] to agree or determine this accrued cost.
- 1025 If a Taking-Over Certificate has been issued for a part of the Works (other than a Section), the delay damages there after for completion of the remainder of the Works shall be reduced. Similarly, the delay damages for the remainder of the Section (if any) in which this part is included shall also be reduced. For any period of delay after the date stated in this Taking-Over Certificate, the proportional reduction in these delay damages shall be calculated as the proportion which the value of the part so certified bears to the value of the Works or Section (as the case may be) as a whole. The Architect shall proceed in accordance with Sub-Clause 3.5 [Determinations] to agree or determine these proportions. The provisions of this paragraph shall only apply to the daily rate of delay damages under Sub-Clause 8.7 [Delay Damages] and shall not affect the maximum amount of these damages.

103 Interference with Tests on Completion

- 1031 If the Contractor is prevented, for more than 14 days, from carrying out the Tests on Completion by a cause for which the Procuring Entity is responsible, the Procuring Entity shall be deemed to have taken over the Works or Section (as the case may be) on the date when the Tests on Completion would otherwise have been completed.
- 1032 The Architect shall then issue a Taking-Over Certificate accordingly, and the Contractor shall carry out the Tests on Completion as soon as practicable, before the expiry date of the Defects Notification Period. The Architect shall require the Tests on Completion to be carried out by giving 14 days' notice and in accordance with the relevant provisions of the Contract.
- 1033 If the Contractor suffers delay and/or incurs Cost as a result of this delay in carrying out the Tests on Completion, the Contractor shall give notice to the Architect and shall be entitled subject to Sub-Clause

20.1 [Contractor's Claims] to:

- a) an extension of time for any such delay, if completion is or will be delayed, under Sub-Clause 8.4 [Extension of Time for Completion], and
- b) payment of any such accrued costs, which shall be included in the Contract Price.

1034 After receiving this notice, the Architect shall proceed in accordance with Sub-Clause 3.5 [Determinations] to agree or determine these matters.

104 Surfaces Requiring Reinstatement

Except as otherwise stated in a Taking-Over Certificate, a certificate for a Section or part of the Works shall not be deemed to certify completion of any ground or other surfaces requiring reinstatement.

11. DEFECTS LIABILITY

11.1 Completion of Outstanding Work and Remedying Defects

11.1.1 In order that the Works and Contractor's Documents, and each Section, shall be in the condition required by the Contract (fairwear and tear excepted) by the expiry date of the relevant Defects Notification Period or as soon as practicable there after, the Contractor shall:

- a) complete any work which is outstanding on the date stated in a Taking-Over Certificate, within such reasonable time as is instructed by the Engineer, and
- b) execute all work required to remedy defects or damage, as may be notified by (or on behalf of) the Procuring Entity on or before the expiry date of the Defects Notification Period for the Works or Section (as the case may be).

11.1.2 If a defect appears or damage occurs, the Contractor shall be notified accordingly by the Engineer.

11.2 Cost of Remedying Defects

11.2.1 All work referred to in sub-paragraph (b) of Sub-Clause 11.1 [Completion of Outstanding Work and Remedying Defects] shall be executed at the risk and cost of the Contractor, if and to the extent that the work is attributable to:

- a) Any design for which the Contractor is responsible,
- b) Plant, Materials or workmanship not being in accordance with the Contract, or
- c) Failure by the Contractor to comply with any other obligation.

11.2.2 If and to the extent that such work is attributable to any other cause, the Contractor shall be notified promptly by (or on behalf of) the Procuring Entity, and Sub-Clause 13.3 [Variation Procedure] shall apply.

11.3 Extension of Defects Notification Period

11.3.1 The Procuring Entity shall be entitled subject to Sub-Clause 2.5 [Procuring Entity's Claims] to an extension of the Defects Notification Period for the Works or a Section if and to the extent that the Works, Section or a major item of Plant (as the case may be, and after taking over) cannot be used for the purposes for which they are intended by reason of a defect or by reason of damage attributable to the Contractor. However, a Defects Notification Period shall not be extended by more than two years.

11.3.2 If delivery and/ or erection of Plant and/ or Materials was suspended under Sub-Clause 8.8 [Suspension of Work] or Sub-Clause 16.1 [Contractor's Entitlement to Suspend Work], the Contractor's obligations under this Clause shall not apply to any defects or damage occurring more than two years after the Defects Notification Period for the Plant and/ or Materials would otherwise have expired.

11.4 Failure to Remedy Defects

- 11.4.1 If the Contractor fails to remedy any defect or damage within a reasonable time, a date may be fixed by the Engineer, on or by which the defect or damage is to be remedied. The Contractor shall be given reasonable notice of this date.
- 11.4.2 If the Contractor fails to remedy the defect or damage by this notified date and this remedial work was to be executed at the cost of the Contractor under Sub-Clause 11.2 [Cost of Remedying Defects], the Procuring Entity may (at his option):
- (a) Carry out the work itself or by others, in a reasonable manner and at the Contractor's cost, but the Contractor shall have no responsibility for this work; and the Contractor shall be subject to Sub-Clause 2.5 [Procuring Entity's Claims] pay to the Procuring Entity the costs reasonably incurred by the Procuring Entity in remedying the defect or damage;
 - (b) Require the Architect to agree or determine a reasonable reduction in the Contract Price in accordance with Sub-Clause 3.5 [Determinations]; or
 - (c) if the defect or damage deprives the Procuring Entity of substantially the whole benefit of the Works or any major part of the Works, terminate the Contract as a whole, or in respect of such major part which cannot be put to the intended use. Without prejudice to any other rights, under the Contract otherwise, the Procuring Entity shall then be entitled to recover all sums paid for the Works or for such part (as the case may be), plus financing costs and the cost of dismantling the same, clearing the Site and returning Plant and Materials to the Contractor.

11.5 Removal of Defective Work

If the defective damage cannot be remedied expeditiously on the Site and the Procuring Entity gives consent, the Contractor may remove from the Site for the purposes of repair such items of Plant as are defective or damaged. This consent may require the Contractor to increase the amount of the Performance Security by the full replacement cost of these items, or to provide other appropriate security.

11.6 Further Tests

- 11.6.1 If the work of remedying of any defective damage may affect the performance of the Works, the Architect may require the repetition of any of the tests described in the Contract. The requirement shall be made by notice within 14 days after the defect or damage is remedied.
- 11.6.2 These tests shall be carried out in accordance with the terms applicable to the previous tests, except that they shall be carried out at the risk and cost of the Party liable, under Sub-Clause 11.2 [Cost of Remedying Defects], for the cost of the remedial work.

11.7 Right of Access

Until the Completion Certificate has been issued, the Contractor shall have such right of access to the Works as is reasonably required in order to comply with this Clause, except as may be inconsistent with the Procuring Entity's reasonable security restrictions.

11.8 Contractor to Search

The Contractor shall, if required by the Engineer, search for the cause of any defective parts of the works that have already accepted, under the direction of the Engineer. Unless the defect is to be remedied at the cost of the Contractor under Sub-Clause 11.2 [Cost of Remedying Defects], the Cost of the search plus profit shall be agreed or determined by the Architect in accordance with Sub-Clause 3.5 [Determinations] and shall be included in the Contract Price.

11.9 Completion Certificate

- 11.9.1 Performance of the Contractor's obligations shall not be considered to have been completed until the Architect has issued the Completion Certificate to the Contractor, stating the date on which the Contractor

Part 2 – Employer's Requirements

completed his obligations under the Contract.

- 1192 The Architect shall issue the Completion Certificate within 30 days after the latest of the expiry dates of the Defects Liability Period, or as soon thereafter as the Contractor has supplied all the Contractor's Documents and completed and tested all the Works, including remedying any defects. A copy of the Completion Certificate shall be issued to the Procuring Entity.
- 1193 Only the Completion Certificate shall be deemed to constitute acceptance of the Works.

11.10 Unfulfilled Obligations

After the Completion Certificate has been issued, each Party shall remain liable for the fulfilment of any obligation which remains unperformed at that time. For the purposes of determining the nature and extent of unperformed obligations, the Contract shall be deemed to remain in force.

11.11 Clearance of Site

- 11.11.1 Upon receiving the Completion Certificate, the Contractor shall remove any remaining Contractor's Equipment, surplus material, wreckage, rubbish and Temporary Works from the Site.
- 11.11.2 If all these items have not been removed within 30 days after receipt by the Contractor of the Completion Certificate, the Procuring Entity may sell or otherwise dispose of any remaining items. The Procuring Entity shall be entitled to be paid the costs incurred in connection with, or attributable to, such sale or disposal and restoring the Site.
- 11.11.3 Any balance of the moneys from the sale shall be paid to the Contractor. If these moneys are less than the Procuring Entity's costs, the Contractor shall pay the outstanding balance to the Procuring Entity.

12 MEASUREMENT AND DEVALUATION

12.1 Works to be Measured

- 12.1.1 The Works shall be measured, and valued for payment, in accordance with this Clause. The Contractor shall show in each application under Sub-Clauses 14.3 [Application for Interim Payment Certificates], 14.10 [Statement on Completion] and 14.11 [Application for Final Payment Certificate] the quantities and other particulars detailing the amounts which he considers to be entitled under the Contract.
- 12.1.2 Whenever the Architect requires any part of the Works to be measured, reasonable notice shall be given to the Contractor's Representative, who shall:
- a) promptly either attend or send another qualified representative to assist the Architect in making the measurement, and
 - b) supply any particulars requested by the Engineer.
- 12.1.3 If the Contractor fails to attend or send a representative, the measurement made by the Architect shall be accepted as accurate.
- 12.1.4 Except as otherwise stated in the Contract, wherever any Permanent Works are to be measured from records, these shall be prepared by the Engineer. The Contractor shall, as and when requested, attend to examine and agree the records with the Engineer, and shall sign the same when agreed. If the Contractor does not attend, the records shall be accepted as accurate.
- 12.1.5 If the Contractor examines and disagrees the records, and/ or does not sign them as agreed, then the Contractor shall give notice to the Architect of the respects in which the records are asserted to be inaccurate. After receiving this notice, the Architect shall review the records and either confirm or vary them and certify the payment of the undisputed part. If the Contractor does not so give notice to the Architect within 14 days after being requested to examine the records, they shall be accepted as accurate.

122 Method of Measurement

Except as otherwise stated in the Contract:

- a) Measurement shall be made of the net actual quantity of each item of the Permanent Works, and
- b) the method of measurement shall be in accordance with the Bill of Quantities or other applicable Schedules.

123 Evaluation

123.1 Except as otherwise stated in the Contract, the Architect shall proceed in accordance with Sub-Clause 3.5 [Determinations] to agree or determine the value of worked one by evaluating each item of work, applying the measurement agreed or determined in accordance with the above Sub-Clauses 12.1 and 12.2 and the appropriate rate or price for the item.

123.2 For each item of work, the appropriate rate or price for the item shall be the rate or price specified for such item in the Contractor, if there is no such item, specified for similar work.

123.3 Any item of work included in the Bill of Quantities for which no rate or price was specified shall be considered as included in other rates and prices in the Bill of Quantities and will not be paid for separately.

123.4 However, for a new item of work, a new rate or price shall be appropriate for such item of work if:

- a) The work is instructed under Clause 13 [Variations and Adjustments],
- b) no rate or price is specified in the Contract for this item, and
- c) no specified rate or price is appropriate because the item of work is not of similar character, or is not executed under similar conditions, as any item in the Contract.

123.5 Each new rate or price shall be derived from any relevant rates or prices in the Contract. If no rates or prices are relevant for the new item of work, it shall be derived from the reasonable Cost of executing such work, prevailing market rates, together with profit, taking account of any other relevant matters.

123.6 Until such time as an appropriate rate or price is agreed or determined, the Architect shall determine a provisional rate or price for the purposes of Interim Payment Certificates as soon as the concerned work commences.

123.7 Where the contract price is different from the corrected tender price, in order to ensure the contractor is not paid less or more relative to the contract price (*which would be the tender price*), payment valuation certificates and variation orders on omissions and additions valued based on rates in the Bill of Quantities or schedule of rates in the Tender, will be adjusted by a plus or minus percentage. The percentage already worked out during tender evaluation is worked out as follows: *(corrected tender price – tender price) / tender price X 100*.

124 Omissions

Whenever the omission of any work form’s part (or all) of a Variation, the value of which has not been agreed, if:

- a) The Contractor will incur (or has incurred) cost which, if the work had not been omitted, would have been deemed to be covered by a sum forming part of the Accepted Contract Amount;
- b) The omission of the work will result (or has resulted) in this sum not forming part of the Contract Price; and
- c) this cost is not deemed to be included in the evaluation of any substituted work; then the Contractor shall give notice to the Architect accordingly, with supporting particulars. Upon receiving this notice, the Architect shall proceed in accordance with Sub-Clause 3.5 [Determinations] to agree or determine this cost, which shall be included in the Contract Price.

13 VARIATIONS AND ADJUSTMENTS

13.1 Right to Vary

13.1.1 Variations may be initiated by the Architect at any time prior to issuing the Taking-Over Certificate for the

Works, either by an instruction or by a request for the Contractor to submit a proposal. No Variation instructed by the Architect under this Clause shall in any way vitiate or invalidate the Contract.

- 13.12 The Contractor shall execute and be bound by each Variation, unless the Contractor promptly gives notice to the Architect stating (with supporting particulars) that (i) the Contractor cannot readily obtain the Goods required for the Variation, or (ii) such Variation triggers a substantial change in the sequence or progress of the Works. Upon receiving this notice, the Architect shall cancel, confirm or vary the instruction.
- 13.13 Each Variation may include:
- a) changes to the quantities of any item of work included in the Contract (however, such changes do not necessarily constitute a Variation),
 - b) changes to the quality and other characteristics of any item of work,
 - c) changes to the levels, positions and/ or dimensions of any part of the Works,
 - d) omission of any work unless it is to be carried out by others,
 - e) any additional work, Plant, Materials or services necessary for the Permanent Works, including any associated Tests on Completion, boreholes and other testing and exploratory work, or
 - f) changes to the sequence or timing of the execution of the Works.
- 13.14 The Contractor shall not make any alteration and/or modification of the Permanent Works, unless and until the Architect instructs after obtaining approval of the Procuring Entity.

132 Variation Order Procedure

- 13.21 Prior to any Variation Order under Sub-Clause 13.1.4 the Architect shall notify the Contractor of the nature and form of such variation. As soon as possible after having received such notice, the Contractor shall submit to the Engineer:
- a) A description of work, if any, to be performed and a programme for its execution, and
 - b) the Contractor's proposals for any necessary modifications to the Programme according to Sub-Clause 8.3 or to any of the Contractor's obligations under the Contract, and
 - c) the Contractor's proposals for adjustment to the Contract Price.

Following the receipt of the Contractor's submission the Architect shall, after due consultation with the Employer and the Contractor, decide as soon as possible whether or not the variation shall be carried out. If the Architect decides that the variation shall be carried out, he shall issue a Variation Order clearly identified as such in accordance with the Contractor's submission or as modified by agreement.

If the Architect and the Contractor are unable to agree the adjustment of the Contract Price, the provisions of Sub-Clause 13.2.2 shall apply.

13.2.2 Disagreement on Adjustment of the Contract Price

If the Contractor and the Architecture unable to agree on the adjustment of the Contract Price, the adjustment shall be determined in accordance with the rates specified in the Bills of Quantities or Schedule of Daywork Prices. If the rates contained in the Bills of Quantities or Dayworks Prices are not directly applicable to the specific work in question, suitable rates shall be established by the Architect reflecting the level of pricing in the Dayworks Prices. Where rates are not contained in the said Prices, the amount shall be such as is in all the circumstances reasonable, reflecting a market price. Due account shall be taken of any over- or under-recovery of overheads by the Contractor in consequence of the variation. The Contractor shall also be entitled to be paid:

- a) The cost of any partial execution of the Work rendered useless by any such variation,
- b) The cost of making necessary alterations to Plant already manufactured or in the course of manufacture or of any work done that has to be altered in consequence of such a variation,
- c) any additional costs incurred by the Contractor by the disruption of the progress of the Works as detailed in the Programme, and
- d) the net effect of the Contractor's financial costs, including interest, caused by the variation.

The Architect shall on this basis determine the rates or prices to enable on-account payment to be included in certificates of payment.

1323 Contractor to Proceed

On receipt of a Variation Order, the Contractor shall forth with proceed to carry out the variation and be bound to these Conditions in so doing as if such variation was stated in the Contract. The work shall not be delayed pending the granting of an extension of the Time for Completion or an adjustment to the Contract Price under Sub-Clause 31.3.

133 Value Engineering

- 13.3.1 The Contractor may, at anytime, submit to the Architect written proposal which (in the Contractor's opinion) will, if adopted, (i) accelerate completion, (ii) reduce the cost to the Procuring Entity of executing, maintaining or operating the Works, (iii) improve the efficiency or value to the Procuring Entity of the completed Works, or (iv) otherwise be of benefit to the Procuring Entity.
- 13.3.2 The proposal shall be prepared at the cost of the Contractor and shall include the items listed in Sub-Clause 13.3 [Variation Procedure].
- 13.23 If a proposal, which is approved by the Engineer, includes a change in the design of part of the Permanent Works, then unless otherwise agreed by both Parties:
- a) The Contractor shall design this part,
 - b) sub-paragraphs (a) to (d) of Sub-Clause 4.1 [Contractor's General Obligations] shall apply, and
 - c) if this change results in a reduction in the contract value of this part, the Architect shall proceed in accordance with Sub-Clause 3.5 [Determinations] to agree or determine a fee, which shall be included in the Contract Price. This fee shall be (50%) of the difference between the following amounts:
 - i) such reduction in contract value, resulting from the change, excluding adjustments under Sub-Clause 13.8 [Adjustments for Changes in Legislation] and Sub-Clause 13.8 [Adjustments for Changes in Cost], and
 - ii) the reduction (if any) in the value to the Procuring Entity of the varied works, taking account of any improvement in quality, anticipated life or operational efficiencies.
- 13.3.4 However, if the amount established in item 13.2.3 (c) (i) is less than amount established in item 13.2.3 (c) (ii), there shall not be a fee. However, if the if the amount established in item 13.2.3 (c) (i) is more than amount established in item 13.2.3 (c) (ii), it shall result in a price variation to the Procuring Entity.
- ### **134 Variation Procedure for Value Engineering proposal**
- 13.4.1 If the Architect requests a proposal, prior to instructing a Variation, the Contractor shall respond in writing as soon as practicable, either by giving reasons why he cannot comply (if this is the case) or by submitting:
- a) A description of the proposed work to be performed and a programme for its execution,
 - b) the Contractor's proposal for any necessary modifications to the programme according to Sub-Clause 8.3 [Programme] and to the Time for Completion, and
 - c) the Contractor's proposal for evaluation of the Variation.
- 13.4.2 The Architect shall, as soon as practicable after receiving such proposal (under Sub-Clause 13.2 [Value Project Engineering] or otherwise), respond with approval, disapproval or comments. The Contractor shall not delay any work whilst a waiting a response.
- 13.4.3 Each instruction to execute a Variation, with any requirements for the recording of Costs, shall be issued by the Architect to the Contractor, who shall acknowledge receipt.
- 13.4.4 Each Variation shall be evaluated in accordance with Clause 12 [Measurement and Evaluation], unless the Architect instructs or approves otherwise in accordance with this Clause.

135 Payment in Applicable Currencies

If the Contract provides for payment of the Contract Price in more than one currency, then whenever an adjustment is agreed, approved or determined as stated above, the amount payable in each of the applicable currencies shall be specified. For this purpose, reference shall be made to the actual or expected currency proportions of the Cost of the varied work, and to the proportions of various currencies specified for payment of the Contract Price.

136 Provisional Sums

13.6.1 Each Provisional Sum shall only be used, in whole or in part, in accordance with the Architect instructions, and the Contract Price shall be adjusted accordingly. The total sum paid to the Contractor shall include only such amounts, for the work, supplies or services to which the Provisional Sum relates, as the Architect shall have instructed. For each Provisional Sum, the Architect May instruct:

- a) Work to be executed (including Plant, Materials or services to be supplied) by the Contractor and valued under Sub-Clause 13.3 [Variation Procedure]; and/or
- b) Plant, Materials or services to be purchased by the Contractor, from a nominated Subcontractor (as defined in Clause 5 [Nominated Subcontractors]) or otherwise; and for which there shall be included in the Contract Price:
 - i) The actual amounts paid (or due to be paid) by the Contractor, and
 - ii) a sum for overhead charges and profit, calculated as a percentage of these actual amounts by applying the relevant percentage rate (if any) stated in the appropriate Schedule. If there is no such rate, the percentage rate stated in **the Special Conditions of Contract** shall be applied.

13.6.2 The Contractor shall, when required by the Engineer, produce quotations, invoices, vouchers and accounts or receipts in substantiation.

137 Dayworks

13.7.1 For work of a minor or incidental nature, the Architect may instruct that a Variation shall be executed on a daywork basis. The work shall then be valued in accordance with the Daywork Schedule included in the Contract, and the following procedure shall apply. If a Daywork Schedule is not included in the Contract, this Sub-Clause shall not apply.

13.7.2 Before ordering Goods for the work, the Contractor shall submit quotations to the Engineer. When applying for payment, the Contractor shall submit invoices, vouchers and accounts or receipts for any Goods.

13.7.3 Except for any items for which the Daywork Schedule specifies that payment is not due, the Contractor shall deliver each day to the Architect accurate statements in duplicate which shall include the following details of the resources used in executing the previous day's work:

- a) The names, occupations and time of Contractor's Personnel,
- b) the identification, type and time of Contractor's Equipment and Temporary Works, and
- c) the quantities and types of Plant and Materials used.

13.7.4 One copy of each statement will, if correct, or when agreed, be signed by the Architect and returned to the Contractor. The Contractor shall then submit priced statements of these resources to the Engineer, prior to their inclusion in the next Statement under Sub-Clause 14.3 [Application for Interim Payment Certificates].

138 Adjustments for Changes in Legislation

13.8.1 The Contract Price shall be adjusted to take account of any increase or decrease in Cost resulting from a change in the Laws of Kenya (including the introduction of new Laws and the repeal or modification of existing Laws) or in the judicial or official governmental interpretation of such Laws, made after the Base Date, which affect the Contractor in the performance of obligations under the Contract.

- 13.8.2 If the Contractor suffers (or will suffer) delay and/or incurs (or will incur) additional Cost as a result of these changes in the Laws or in such interpretations, made after the Base Date, the Contractor shall give notice to the Architect and shall be entitled subject to Sub-Clause 20.1 [Contractor's Claims] to:
- a) an extension of time for any such delay, if completion is or will be delayed, under Sub-Clause 8.4 [Extension of Time for Completion], and
 - b) payment of any such Cost, which shall be included in the Contract Price.
- 13.8.3 After receiving this notice, the Architect shall proceed in accordance with Sub-Clause 3.5 [Determinations] to agree or determine these matters.
- 13.8.4 Notwithstanding the foregoing, the Contractor shall not be entitled to an extension of time if the relevant delay has already been taken into account in the determination of a previous extension of time and such Cost shall not be separately paid if the same shall already have been taken into account in the indexing of any inputs to the table of adjustment data in accordance with the provisions of Sub-Clause 13.8 [Adjustments for Changes in Cost].

13.9 Adjustments for Changes in Cost

- 13.9.1 In this Sub-Clause, “table of adjustment data” means the completed table of adjustment data for local and foreign currencies included in the Schedules. If there is no such table of adjustment data, this Sub-Clause shall not apply.
- 13.9.2 If this Sub-Clause applies, the amounts payable to the Contractor shall be adjusted for rises or falls in the cost of labor, Goods and other inputs to the Works, by the addition or deduction of the amounts determined by the formulae prescribed in this Sub-Clause. To the extent that full compensation for any rise or fall in Costs is not covered by the provisions of this or other Clauses, the Accepted Contract Amount shall be deemed to have included a mounts to cover the contingency of other rises and falls in costs.
- 13.9.3 The adjustment to be applied to the amount otherwise payable to the Contractor, as valued in accordance with the appropriate Schedule and certified in Payment Certificates, shall be determined from formulae for each of the currencies in which the Contract Price is payable. No adjustment is to be applied to work valued on the basis of Cost or current prices. The formulae shall be of the following general type:

Price Adjustment Formula

Prices shall be adjusted for fluctuations in the cost of inputs only if **provided for in the SCC**. If so provided, the amounts certified in each payment certificate, before deducting for Advance Payment, shall be adjusted by applying the respective price adjustment factor to the payment amounts due in each currency. A separate formula of the type specified below applies:

$$P = A + B \frac{I_m}{I_o}$$

where:

P is the adjustment factor for the portion of the Contract Price payable.

A and **B** are coefficients **specified in the SCC**, representing then on adjustable and adjustable portions, respectively, of the Contract Price payable and

I_m is the index prevailing at the end of the month being invoiced and **I_o** is the index prevailing 30 days before Bid opening for inputs payable.

NOTE: The sum of the two coefficients A and B should be 1 (one) in the formula for each currency. Normally, both coefficients shall be the same in the formulae for all currencies, since coefficient A, for the non-adjustable portion of the payments, is a very approximate figure (usually 0.15) to take account of fixed cost elements or other nonadjustable components. The sum of the adjustments for each currency are added to the Contract Price.

- 13.9.4 The cost indices or reference prices stated in the table of adjustment data shall be used. If their source is in doubt, it shall be determined by the Engineer. For this purpose, reference shall be made to the values of the indices at stated dates (quoted in the fourth and fifth columns respectively of the table) for the purposes of clarification of the source; although these dates (and thus these values) may not correspond to the base cost indices.
- 13.9.5 In cases where the “currency of index” is not the relevant currency of payment, each index shall be converted into the relevant currency of payment at the selling rate, established by the Central Bank of Kenya, of this relevant currency on the above date for which the index is required to be applicable.
- 13.9.6 Until such time as each current cost index is available, the Architect shall determine a provisional index for the issue of Interim Payment Certificates. When a current cost index is available, the adjustment shall be recalculated accordingly.
- 13.9.7 If the Contractor fails to complete the Works within the Time for Completion, adjustment of prices thereafter shall be made using either (i) each index or price applicable on the date 49 days prior to the expiry of the Time for Completion of the Works, or (ii) the current index or price, whichever is more favorable to the Procuring Entity.
- 13.9.8 The weightings (coefficients) for each of the factors of cost stated in the table(s) of adjustment data shall only be adjusted if they have been rendered unreasonable, unbalanced or inapplicable, as a result of Variations.

14 CONTRACT PRICE AND PAYMENT

14.1 The Contract Price

- 14.1.1 Unless otherwise stated in the Special Conditions:
- a) The value of the payment certificate shall be agreed or determined under Sub-Clause 12.3 [Evaluation] and be subject to adjustments in accordance with the Contract;
 - b) the Contractor shall pay all taxes, duties and fees required to be paid by him under the Contract, and the Contract Price shall not be adjusted for any of these costs except as stated in Sub-Clause 13.7 [Adjustments for Changes in Legislation];
 - c) any quantities which may be set out in the Bill of Materials or other Schedule are estimated quantities and are not to be taken as the actual and correct quantities:
 - i) of the Works which the Contractor is required to execute, or
 - ii) for the purposes of Clause 12 [Measurement and Evaluation]; and
 - d) the Contractor shall submit to the Engineer, within 30 days after the Commencement Date, a proposed breakdown of each lump sum price in the Schedules. The Architect may take account of the breakdown when preparing Payment Certificates but shall not be bound by it.
- 14.1.2 Notwithstanding the provisions of subparagraph (b), Contractor's Equipment, including essential spare parts therefor, imported by the Contractor for the sole purpose of executing the Contract shall not be exempt from the payment of import duties and taxes upon importation.

14.2 Advance Payment

- 14.2.1** The Procuring Entity shall make an advance payment, as an interest-free loan for mobilization and cashflow support, when the Contractor submits a guarantee in accordance with this Clause. The total advance payment, the number and timing of instalments (if more than one), and the applicable currencies and proportions, shall be as stated in the **Special Conditions of Contract**.
- 14.2.2 Unless and until the Procuring Entity receives this guarantee, or if the total advance payment is not stated

in the Special Conditions of Contract, this Sub-Clause shall not apply.

- 1423 The Architect shall deliver to the Procuring Entity and to the Contractor an Interim Payment Certificate for the advance payment or its first instalment after receiving a Statement (under Sub-Clause 14.3 [Application for Interim Payment Certificates]) and after the Procuring Entity receives (i) the Performance Security in accordance with Sub-Clause 4.2 [Performance Security] and (ii) a guarantee in amounts and currencies equal to the advance payment. This guarantee shall be issued by a reputable bank or financial institutions elected by the Contractor and shall be in the form annexed to the Special Conditions or in another form approved by the Procuring Entity.
- 1424 The Contractor shall ensure that the guarantee is valid and enforceable until the advance payment has been repaid, but its amount shall be progressively reduced by the amount repaid by the Contractor as indicated in the Payment Certificates. If the terms of the guarantee specify its expiry date, and the advance payment has not been repaid by the date 30 days prior to the expiry date, the Contractor shall extend the validity of the guarantee until the advance payment has been repaid.
- 1425 Unless stated otherwise in **the Special Conditions of Contract**, the advance payment shall be repaid through percentage deductions from the interim payments determined by the Architect in accordance with Sub-Clause 14.6 [Issue of Interim Payment Certificates], as follows:
- a) Deductions shall commence in the next interim Payment Certificate following that in which the total of all certified interim payments (excluding the advance payment and deductions and repayments of retention) exceeds 30 percent (30%) of the Accepted Contract Amount less Provisional Sums; and
 - b) deductions shall be made at the amortization rate stated in the **Special Conditions of Contract** of the amount of each Interim Payment Certificate (excluding the advance payment and deductions for its repayments as well as deductions for retention money) in the currencies and proportions of the advance payment until such time as the advance payment has been repaid; provided that the advance payment shall be completely repaid prior to the time when 90 percent (90%) of the Accepted Contract Amount less Provisional Sums has been certified for payment.
- 1426 If the advance payment has not been repaid prior to the issue of the Taking-Over Certificate for the Works or prior to termination under Clause 15 [Termination by Procuring Entity], Clause 16 [Suspension and Termination by Contractor] or Clause 19 [Force Majeure] (as the case may be), the whole of the balance then outstanding shall immediately become due and in case of termination under Clause 15 [Termination by Procuring Entity], except for Sub-Clause 14.2.7 [Procuring Entity's Entitlement to Termination for Convenience], payable by the Contractor to the Procuring Entity.

143 Application for Interim Payment Certificates

- 1431 The Contractor shall submit a Statement (in number of copies indicated in the **Special Conditions of Contract**) to the Architect after the end of each month, in a form approved by the Engineer, showing in detail the amounts to which the Contractor considers itself to be entitled, together with supporting documents which shall include there portion the progress during this month in accordance with Sub-Clause 4.21 [Progress Reports].
- 1432 The Statement shall include the following items, as applicable, which shall be expressed in the various currencies in which the Contract Price is payable, in the sequence listed:
- a) the estimated contract value of the Works executed and the Contractor's Documents produced up to the end of the month (including Variations but excluding items described in sub-paragraphs (b) to (g) below);
 - b) any amounts to be added and deducted for changes in legislation and changes in cost, in accordance with Sub-Clause 13.7 [Adjustments for Changes in Legislation] and Sub-Clause 13.8 [Adjustments for Changes in Cost];
 - c) any amount to be deducted for retention, calculated by applying the percentage of retention stated in **the Special Conditions of Contract** to the total of the above amounts, until the amount so retained

by the Procuring Entity reaches the limit of Retention Money (if any) stated **in the Special Conditions of Contract**;

- d) any amounts to be added for the advance payment and (if more than one instalment) and to be deducted for its repayments in accordance with Sub-Clause 14.2 [Advance Payment];
- e) any amounts to be added and deducted for Plant and Materials in accordance with Sub-Clause 14.5 [Plant and Materials intended for the Works];
- f) any other additions or deductions which may have become due under the Contractor otherwise, including those under Clause 20 [Claims, Disputes and Arbitration]; and
- g) the deduction of amounts certified in all previous Payment Certificates.

144 Schedule of Payments

144.1 If the Contract includes a schedule of payments specifying the instalments in which the Contract Price will be paid, then unless otherwise stated in this schedule:

- a) The instalments quoted in this schedule of payments shall be the estimated contract values for the purposes of sub-paragraph (a) of Sub-Clause 14.3 [Application for Interim Payment Certificates];
- b) Sub-Clause 14.5 [Plant and Materials intended for the Works] shall not apply; and
- c) If these instalments are not defined by reference to the actual progress achieved in executing the Works, and if actual progress is found to be less or more than that on which this schedule of payments was based, then the Architect may proceed in accordance with Sub-Clause 3.5 [Determinations] to agree or determine revised instalments, which shall take account of the extent to which progress is less or more than that on which the instalments were previously based.

144.2 If the Contract does not include a schedule of payments, the Contractor shall submit non-binding estimates of the payments which he expects to become due during each quarterly period. The first estimate shall be submitted within 42 days after the Commencement Date. Revised estimates shall be submitted at quarterly intervals, until the Taking-Over Certificate has been issued for the Works.

145 Plant and Materials intended for the Works

145.1 If this Sub-Clause applies, Interim Payment Certificates shall include, under sub-paragraph (e) of Sub-Clause 14.3, (i) an amount for Plant and Materials which have been sent to the Site for incorporation in the Permanent Works, and (ii) a reduction when the contract value of such Plant and Materials is included as part of the Permanent Works under sub-paragraph (a) of Sub-Clause 14.3 [Application for Interim Payment Certificates].

145.2 If the lists referred to in sub-paragraphs (b)(i) or (c)(i) below are not included in the Schedules, this Sub-Clause shall not apply.

145.3 The Architect shall determine and certify each addition if the following conditions are satisfied:

- a) The Contractor has:
 - i) kept satisfactory records (including the orders, receipts, Costs and use of Plant and Materials) which are available for inspection, and
 - ii) submitted statement of the Cost of acquiring and delivering the Plant and Materials to the Site, supported by satisfactory evidence;and either:
- b) the relevant Plant and Materials:
 - i) are those listed in the Schedules for payment when shipped,
 - ii) have been shipped to Kenya, enroute to the Site, in accordance with the Contract; and
 - iii) are described in a clean shipped bill of lading or other evidence of shipment, which has been submitted to the Architect together with evidence of payment of freight and insurance, any other documents reasonably required, and a bank guarantee in a form and issued by an entity

approved by the Procuring Entity in amounts and currencies equal to the amount due under this Sub-Clause: this guarantee may be in a similar form to the form referred to in Sub-Clause 14.2 [Advance Payment] and shall be valid until the Plant and Materials are properly stored on Site and protected against loss, damage or deterioration; or

- c) the relevant Plant and Materials:
 - i) are those listed in the Schedules for payment when delivered to the Site, and
 - ii) have been delivered to and are properly stored on the Site, are protected against loss, damage or deterioration and appear to be in accordance with the Contract.

14.54 The additional amount to be certified shall be the equivalent of eighty percent (80%) of the Architect determination of the cost of the Plant and Materials (including delivery to Site), taking account of the documents mentioned in this Sub-Clause and of the contract value of the Plant and Materials.

14.55 The currencies for this additional amount shall be the same as those in which payment will become due when the contract value is included under sub-paragraph (a) of Sub-Clause 14.3 [Application for Interim Payment Certificates]. At that time, the Payment Certificate shall include the applicable reduction which shall be equivalent to, and in the same currencies and proportions as, this additional amount for the relevant Plant and Materials.

146 Issue of Interim Payment Certificates

14.61 No amount will be certified or paid until the Procuring Entity has received and approved the Performance Security. Thereafter, the Architect shall, within 30 days after receiving a Statement and supporting documents, deliver to the Procuring Entity and to the Contractor an Interim Payment Certificate which shall state the amount which the Architect fairly determines to be due, with all supporting particulars for any reduction or withholding made by the Architect on the Statement if any.

14.62 However, prior to issuing the Taking-Over Certificate for the Works, the Architect shall not be bound to issue an Interim Payment Certificate in an amount which would (after retention and other deductions) be less than the minimum amount of Interim Payment Certificates (if any) stated **in the Special Conditions of Contract**. In this event, the Architect shall give notice to the Contractor accordingly.

14.63 An Interim Payment Certificate shall not be withheld for any other reason, although:

- a) if anything supplied or work done by the Contractor is not in accordance with the Contract, the cost of rectification or replacement may be withheld until rectification or replacement has been completed; and/or
- b) if the Contractor was or is failing to perform any work or obligation in accordance with the Contract, and had been so notified by the Engineer, the value of this work or obligation may be withheld until the work or obligation has been performed.

4.6.4 The Architect may in any Payment Certificate make any correction or modification that should properly be made to any previous Payment Certificate. A Payment Certificate shall not be deemed to indicate the Architect acceptance, approval, consent or satisfaction.

147 Payment

14.71 The Procuring Entity shall pay to the Contractor:

- a) The advance payment shall be paid within 60 days after signing of the contract by both parties or within 60 days after receiving the documents in accordance with Sub-Clause 4.2 [Performance Security] and Sub-Clause 14.2 [Advance Payment], whichever is later;
- b) The amount certified in each Interim Payment Certificate within 60 days after the Architect Issues Interim Payment Certificate; and
- c) the amount certified in the Final Payment Certificate within 60 days after the Procuring Entity Issues

Interim Payment Certificate; or after determination of any disputed amount shown in the Final Statement in accordance with Sub-Clause 16.2 [Termination by Contractor].

- 14.7.2 Payment of the amount due in each currency shall be made into the bank account, nominated by the Contractor, in the payment country (forth is currency) specified in the Contract.

14.8 Delayed Payment

- 14.8.1 If the Contractor does not receive payment in accordance with Sub-Clause 14.7 [Payment], the Contractor shall be entitled to receive financing charges (simple interest) monthly on the amount unpaid during the period of delay. This period shall be deemed to commence on the date for payment specified in Sub-Clause 14.7 [Payment], irrespective (in the case of its sub-paragraph (b) of the date on which any Interim Payment Certificate is issued.
- 14.8.2 These financing charges shall be calculated at the annual rate of three percentage points above the mean rate of the Central Bank in Kenya of the currency of payment, or if not available, the inter bank offered rate, and shall be paid in such currency.
- 14.8.3 The Contractor shall be entitled to this payment without formal notice and certification, and without prejudice to any other right or remedy.

14.9 Payment of Retention Money

- 14.9.1 When the Taking-Over Certificate has been issued for the Works, the first half of the Retention Money shall be certified by the Architect for payment to the Contractor. If a Taking-Over Certificate is issued for a Section or part of the Works, a proportion of the Retention Money shall be certified and paid. This proportion shall be half (50%) of the proportion calculated by dividing the estimated contract value of the Section or part, by the estimated final Contract Price.
- 14.9.2 Promptly after the latest of the expiry dates of the Defects Liability Periods, the outstanding balance of the Retention Money shall be certified by the Architect for payment to the Contractor. If a Taking-Over Certificate was issued for a Section, a proportion of the second half of the Retention Money shall be certified and paid promptly after the expiry date of the Defects Notification Period for the Section. This proportion shall be half (50%) of the proportion calculated by dividing the estimated contract value of the Section by the estimated final Contract Price.
- 14.9.3 However, if any work remains to be executed under Clause 11 [Defects Liability], the Architects shall be entitled to withhold certification of the estimated cost of this work until it has been executed.
- 14.9.4 When calculating these proportions, no account shall be taken of any adjustments under Sub-Clause 13.7 [Adjustments for Changes in Legislation] and Sub-Clause 13.8 [Adjustments for Changes in Cost].
- 14.9.5 Unless otherwise stated in the Special Conditions, when the Taking-Over Certificate has been issued for the Works and the first half of the Retention Money has been certified for payment by the Engineer, the Contractor shall be entitled to substitute a Retention Money Security guarantee, in the form annexed to the Special Conditions or in another form approved by the Procuring Entity and issued by a reputable bank or financial institution selected by the Contractor, for the second half of the Retention Money.
- 14.9.6 The Procuring Entity shall return the Retention Money Security guarantee to the Contractor within 14 days after receiving a copy of the Completion Certificate.

14.10 Statement at Completion

Part 2 – Employer’s Requirements

- 14.10.1 Within 84 days after receiving the Taking-Over Certificate for the Works, the Contractor shall submit to the Architect three copies of a Statement at completion with supporting documents, in accordance with Sub-Clause 14.3 [Application for Interim Payment Certificates], showing:
- a) the value of all work done in accordance with the Contract up to the date stated in the Taking-Over Certificate for the Works,
 - b) any further sums which the Contractor considers to be due, and
 - c) an estimate of any other amounts which the Contractor considers will become due to him under the Contract. Estimated amounts shall be shown separately in this Statement at completion.
- 14.10.2 The Architect shall then certify in accordance with Sub-Clause 14.6 [Issue of Interim Payment Certificates].

14.11 Application for Final Payment Certificate

- 14.11.1 Within 60 days after receiving the Completion Certificate, the Contractor shall submit, to the Engineer, six copies of a draft final statement with supporting documents showing in detail in a form approved by the Engineer:
- a) The value of all work done in accordance with the Contract, and
 - b) Any further sums which the Contractor considers to be due to him under the Contract otherwise.
- 14.11.2 If the Architect disagrees with or cannot verify any part of the draft final statement, the Contractor shall submit such further information as the Architect may reasonably require within 30 days from receipt of said draft and shall make such changes in the draft as may be agreed between them. The Contractor shall then prepare and submit to the Architect the final statement as agreed. This agreed statement is referred to in these Conditions as the “Final Statement”.
- 14.11.3 However, if, following discussions between the Architect and the Contractor and any changes to the draft final statement which are agreed, it becomes evident that a dispute exists, the Architect shall deliver to the Procuring Entity (with a copy to the Contractor) an Interim Payment Certificate for the agreed parts of the draft final statement. Thereafter, if the dispute is finally resolved under Sub-Clause 20.4 [Obtaining Dispute Board's Decision] or Sub-Clause 20.5 [Amicable Settlement], the Contractor shall then prepare and submit to the Procuring Entity (with a copy to the Engineer) a Final Statement.

14.12 Discharge

When submitting the Final Statement, the Contractor shall submit a discharge which confirms that the total of the Final Statement represents full and final settlement of all moneys due to the Contractor under or in connection with the Contract. This discharge may state that it becomes effective when the Contractor has received the Performance Security and the outstanding balance of this total, in which event the discharge shall be effective on such date.

14.13 Issue of Final Payment Certificate

- 14.13.1 Within 30 days after receiving the Final Statement and discharge in accordance with Sub-Clause 14.11 [Application for Final Payment Certificate] and Sub-Clause 14.12 [Discharge], the Architect shall deliver, to the Procuring Entity and to the Contractor, the Final Payment Certificate which shall state:
- a) The amount which he fairly determines is finally due, and
 - b) After giving credit to the Procuring Entity for all amounts previously paid by the Procuring Entity and for all sums to which the Procuring Entity is entitled, the balance (if any) due from the Procuring Entity to the Contractor or from the Contractor to the Procuring Entity, as the case may be.
- 14.13.2 If the Contractor has not applied for a Final Payment Certificate in accordance with Sub-Clause 14.11 [Application for Final Payment Certificate] and Sub-Clause 14.12 [Discharge], the Architect shall request the Contractor to do so. If the Contractor fails to submit an application within a period of 30 days, the Architect shall issue the Final Payment Certificate for such amount as he fairly determines to be due.

14.14 Cessation of Procuring Entity's Liability

14.15 The Procuring Entity shall not be liable to the Contractor for any matter or thing under or in connection with the Contract or execution of the Works, except to the extent that the Contractor shall have included an amount expressly for it:

- a) in the Final Statement and also,
- b) (except for matters or things arising after the issue of the Taking-Over Certificate for the Works) in the Statement at completion described in Sub-Clause 14.10 [Statement at Completion].

14.15.2 However, this Sub-Clause shall not limit the Procuring Entity's liability under his in demnification obligations, or the Procuring Entity's liability in any case of fraud, deliberate default or reckless misconduct by the Procuring Entity.

14.16 Currencies of Payment

The Contract Price shall be paid in the currency or currencies named in the Schedule of Payment Currencies. If more than one currency is so named, payments shall be made as follows:

- a) If the Accepted Contract Amount was expressed in Local Currency only:
 - i) the proportions or amounts of the Local and Foreign Currencies, and the fixed rates of exchange to be used for calculating the payments, shall be as stated in the Schedule of Payment Currencies, except as otherwise agreed by both Parties;
 - ii) payments and deductions under Sub-Clause 13.5 [Provisional Sums] and Sub-Clause 13.7 [Adjustments for Changes in Legislation] shall be made in the applicable currencies and proportions; and
 - iii) other payments and deductions under sub-paragraphs (a) to (d) of Sub-Clause 14.3 [Application for Interim Payment Certificates] shall be made in the currencies and proportions specified in sub-paragraph (a) (i) above;
- b) payment of the damages specified in the Special Conditions of Contract, shall be made in the currencies and proportions specified in the Schedule of Payment Currencies;
- c) other payments to the Procuring Entity by the Contractor shall be made in the currency in which the sum was expended by the Procuring Entity, or in such currency as may be agreed by both Parties;
- d) if any amount payable by the Contractor to the Procuring Entity in a particular currency exceeds the sum payable by the Procuring Entity to the Contractor in that currency, the Procuring Entity may recover the balance of this amount from the sums otherwise payable to the Contractor in other currencies; and
- e) if no rates of exchange are stated in the Schedule of Payment Currencies, they shall be those prevailing on the Base Date and determined by the Central Bank of Kenya.

15 TERMINATION BY PROCURING ENTITY

15.1 Notice to correct any defects or failures

If the Contractor fails to carry out any obligation under the Contract, the Architect may by notice require the Contractor to make good the failure and to remedy it within 30 days.

15.2 Termination by Procuring Entity

15.2.1 The Procuring Entity shall be entitled to terminate the Contract if the Contractor breaches the contract based on following circumstances which shall include but not limited to:

- a) fails to comply with Sub-Clause 4.2 [Performance Security] or with a notice under Sub-Clause 15.1 [Notice to Correct],
- b) abandons the Works or otherwise plainly demonstrates the intention not to continue performance

Part 2 – Employer's Requirements

of his obligations under the Contract,

- c) without reasonable excuse fails:
 - i) to proceed with the Works in accordance with Clause 8 [Commencement, Delays and Suspension], or
 - ii) to comply with a notice issued under Sub-Clause 7.5 [Rejection] or Sub-Clause 7.6 [Remedial Work], within 30 days after receiving it,
- d) subcontracts the major part or whole of the Works or assigns the Contract without the consent of the Procuring Entity, becomes bankrupt or insolvent, goes into liquidation, has a receiving or administration order made against him, compounds with his creditors, or carries on business under a receiver, trustee or manager for the benefit of his creditors, or if any act is done or event occurs which (underapplicable Laws) has a similar effect to any of these acts or events, or
- e) gives or offers to give (directly or indirectly) to any person any bribe, gift, gratuity, commission or other thing of value, as an induce mentor reward:
 - i) for doing or for bearing to do any action in relation to the Contract, or
 - ii) for showing or for bearing to show favor or disfavor to any person in relation to the Contract, or
 - iii) if any of the Contractor's Personnel, agents or Subcontractors gives or offers to give (directly or indirectly) to any person any such induce mentor reward as is described in this sub-paragraph (f). However, lawful inducements and rewards to Contractor's Personnel shall not entitle termination, or
- f) If the contract or repeatedly fails to remedy delivers defective work,
- g) based on reasonable evidence, has engaged in Fraud and Corruption as defined in paragraph 2.2 of the Appendix B to these General Conditions, incompeting for or in executing the Contract.

1522 In any of these events or circumstances, the Procuring Entity may, upon giving 14 days' notice to the Contractor, terminate the Contract and expel the Contractor from the Site. However, in the case of sub-paragraph (e) or (f) or (g) or (h), the Procuring Entity may by notice terminate the Contract immediately.

1523 The Procuring Entity's election to terminate the Contract shall not prejudice any other rights of the Procuring Entity, under the Contractor otherwise.

1524 The Contractor shall then leave the Site and deliver any required Goods, all Contractor's Documents, and other design documents made by or for him, to the Engineer. However, the Contractor shall use his best efforts to comply immediately with any reasonable instructions included in the notice (i) for the assignment of any subcontract, and (ii) for the protection of life or property or for the safety of the Works.

1525 After termination, the Procuring Entity may complete the Works and/ or arrange for any other entities to do so. The Procuring Entity and these entities may then use any Goods, Contractor's Documents and other design documents made by or on behalf of the Contractor.

1526 The Procuring Entity shall then give notice that the Contractor's Equipment and Temporary Works will be released to the Contractor at or near the Site. The Contractor shall promptly arrange their removal, at the risk and cost of the Contractor. However, if by this time the Contractor has failed to make a payment due to the Procuring Entity, these items may be sold by the Procuring Entity in order to recover this payment. Any balance of the proceeds shall then be paid to the Contractor.

153 Valuation at Date of Termination

As soon as practicable after a notice of termination under Sub-Clause 15.2 [Termination by Procuring Entity] has taken effect, the Architect shall proceed in accordance with Sub-Clause 3.5 [Determinations] to agree or determine the value of the Works, Goods and Contractor's Documents, and any other sums due to the Contractor for work executed in accordance with the Contract.

154 Payment after Termination

After a notice of termination under Sub-Clause 15.2 [Termination by Procuring Entity] has taken effect, the Procuring Entity may:

Part 2 – Employer's Requirements

- a) Proceed in accordance with Sub-Clause 2.5 [Procuring Entity's Claims],
- b) withhold further payments to the Contractor until the costs of execution, completion and remedying of any defects, damages for delay in completion (if any), and all other costs incurred by the Procuring Entity, have been established, and/ or
- c) recover from the Contractor any losses and damages incurred by the Procuring Entity and any extra costs of completing the Works, after allowing for any sum due to the Contractor under Sub-Clause 15.3 [Valuation at Date of Termination]. After recovering any such losses, damages and extra costs, the Procuring Entity shall pay any balance to the Contractor.

155 Procuring Entity's Entitlement to Termination for Convenience

The Procuring Entity shall be entitled to terminate the Contract, at any time at the Procuring Entity's convenience, by giving notice of such termination to the Contractor. The termination shall take effect 30 days after the later of the dates on which the Contractor receives this notice or the Procuring Entity returns the Performance Security. The Procuring Entity shall not terminate the Contract under this Sub- Clause in order to execute the Works itself or to arrange for the Works to be executed by another contractor or to avoid a termination of the Contract by the Contractor under Clause 16.2 [Termination by Contractor]. After this termination, the Contractor shall proceed in accordance with Sub-Clause 16.3 [Cessation of Work and Removal of Contractor's Equipment] and shall be paid in accordance with Sub- Clause 16.4 [Payment on Termination].

156 Fraud and Corruption

The Contractor shall ensure compliance with the Kenya Government's Anti-Corruption Laws and its prevailing sanctions.

157 Corrupt gifts and payments of commission

157.1 The Contractor shall not;

- a) Offer or give or agree to give to any person in the service of the Procuring Entity any gift or consideration of any kind as an inducement or reward for doing or for bearing to door for having done or for borne to do any act in relation to the obtaining or execution of this or any other Contract for the Procuring Entity or for showing or for bearing to show favor or disfavor to any person in relation to this or any other contract for the Procuring Entity.
- b) Enter into this or any other contract with the Procuring Entity in connection with which commission has been paid or agreed to be paid by him or on his behalf or to his knowledge, unless before the Contract is made particulars of any such commission and of the terms and conditions of any agreement for the payment there of have been disclosed in writing to the Procuring Entity.

157.2 Any breach of this Condition by the Contractor or by anyone employed by him or acting on his behalf (whether with or without the knowledge of the Contractor) shall be an offence under the provisions of the Public Procurement and Asset Disposal Act (2015) and the Anti-Corruption and Economic Crimes Act (2003) of the Laws of Kenya.

16 SUSPENSION AND TERMINATION BY CONTRACTOR

161 Contractor's Entitlement to Suspend Work

161.1 If the Architect fails to certify in accordance with Sub-Clause 14.6 [Issue of Interim Payment Certificates] or Sub-Clause 14.7 [Payment], or not receiving instructions that would enable the contractor to proceed with the works in accordance with the program, the Contractor may, after giving not less than 30 days' notice to the Procuring Entity, suspend work (or reduce the rate of work) unless and until the Contractor has received the Payment Certificate, reasonable evidence or payment, as the case may be as described in the notice.

- 16.12 The Contractor's action shall not prejudice his entitlements to financing charges under Sub-Clause 14.8 [Delayed Payment] and to termination under Sub-Clause 16.2 [Termination by Contractor].
- 16.13 If the Contractor subsequently receives such Payment Certificate, evidence or payment (as described in the relevant Sub-Clause and in the above notice) before giving a notice of termination, the Contractor shall resume normal working as soon as is reasonably practicable.
- 16.14 If the Contractor suffers delay and/or incurs Cost as a result of suspending work (or reducing the rate of work) in accordance with this Sub-Clause, the Contractor shall give notice to the Architect and shall be entitled subject to Sub-Clause 20.1 [Contractor's Claims] to:
- a) an extension of time for any such delay, if completion is or will be delayed, under Sub-Clause 8.4 [Extension of Time for Completion], and
 - b) payment of any such Cost-plus profit, which shall be included in the Contract Price.

16.2 After receiving this notice, the Architect shall proceed in accordance with Sub-Clause 3.5 [Determinations] to agree or determine these matters.

16.3 Termination by Contractor

- 16.3.1 The Contractor shall be entitled to terminate the Contract if:
- a) the Architect fails, within 60 days after receiving a Statement and supporting documents, to issue the relevant Payment Certificate,
 - b) the Contractor does not receive the amount due under an Interim Payment Certificate within 90 days after the expiry of the time stated in Sub-Clause 4.7 [Payment] within which payment is to be made (except for deductions in accordance with Sub-Clause 2.5 [Procuring Entity's Claims]),
 - c) the Procuring Entity substantially fails to perform his obligations under the Contract in such manner as to materially and adversely affect the economic balance of the Contract and/or the ability of the Contractor to perform the Contract,
 - d) a prolonged suspension affects the whole of the Works as described in Sub-Clause 8.11 [Prolonged Suspension], or
 - e) the Procuring Entity becomes bankrupt or insolvent, goes into liquidation, has a receiving or administration order made against him, compounds with his creditors, or carries on business under a receiver, trustee or manager for the benefit of his creditors, or if any act is done or event occurs which (under applicable Laws) has a similar effect to any of these acts or events.
 - f) the Contractor does not receive the Architect instruction recording the agreement of both Parties on the fulfilment of the conditions for the Commencement of Works under Sub-Clause 8.1 [Commencement of Works].
- 16.3.2 In any of these events or circumstances, the Contractor may, upon giving 14 days' notice to the Procuring Entity, terminate the Contract. However, in the case of sub-paragraph (f) or (g), the Contractor may by notice terminate the Contract immediately.
- 16.3.3 The Contractor's election to terminate the Contract shall not prejudice any other rights of the Contractor, under the Contract otherwise.

16.4 Cessation of Work and Removal of Contractor's Equipment

After a notice of termination under Sub-Clause 15.5 [Procuring Entity's Entitlement to Termination for Convenience], Sub-Clause 16.2 [Termination by Contractor] or Sub-Clause 19.6 [Optional Termination, Payment and Release] has taken effect, the Contractor shall promptly:

- a) cease all further work, except for such work as may have been instructed by the Architect for the protection of life or property or for the safety of the Works,
- b) hand over Contractor's Documents, Plant, Materials and other work, for which the Contractor has received payment, and
- c) remove all other Goods from the Site, except as necessary for safety, and leave the Site.

165 Payment on Termination

After a notice of termination under Sub-Clause 16.2 [Termination by Contractor] has taken effect, the Procuring Entity shall promptly:

- a) Return the Performance Security to the Contractor,
- b) pay the Contractor in accordance with Sub-Clause 19.6 [Optional Termination, Payment and Release], and
- c) pay to the Contractor the amount of any loss or damage sustained by the Contractor as a result of this termination.

17. RISK AND RESPONSIBILITY

17.1 Indemnities

17.1.1 The Contractor shall indemnify and hold harmless the Procuring Entity, the Procuring Entity's Personnel, and their respective agents, against and from all claims, damages, losses and expenses (including legal fees and expenses) in respect of:

- a) Bodily injury, sickness, disease or death, of any person whatsoever arising out of or in the course of or by reason of the Contractor's design (if any), the execution and completion of the Works and the remedying of any defects, unless attributable to any negligence, willful act or breach of the Contract by the Procuring Entity, the Procuring Entity's Personnel, or any of their respective agents, and
- b) damage to or loss of any property, real or personal (other than the Works), to the extent that such damage or loss arises out of or in the course of or by reason of the Contractor's design (if any), the execution and completion of the Works and the remedying of any defects, unless and to the extent that any such damage or loss is attributable to any negligence, willful act or breach of the Contract by the Procuring Entity, the Procuring Entity's Personnel, their respective agents, or anyone directly or indirectly employed by any of them.

17.1.2 The Procuring Entity shall indemnify and hold harmless the Contractor, the Contractor's Personnel, and their respective agents, against and from all claims, damages, losses and expenses (including legal fees and expenses) in respect of (1) bodily injury, sickness, disease or death, which is attributable to any negligence, willful act or breach of the Contract by the Procuring Entity, the Procuring Entity's Personnel, or any of their respective agents, and (2) the matters for which liability may be excluded from insurance cover, as described in sub-paragraphs (d)(i), (ii) and (iii) of Sub-Clause 18.3 [Insurance Against Injury to Persons and Damage to Property], unless and to the extent that any such damage or loss is attributable to any negligence, willful act or breach of the Contract by the contractor, the contractor's Personnel, their respective agents, or anyone directly or indirectly employed by any of them.

17.2 Contractor's Care of the Works

17.2.1 The Contractor shall take full responsibility for the care of the Works and Goods from the Commencement Date until the Taking-Over Certificate is issued (or is deemed to be issued under Sub-Clause 10.1 [Taking Over of the Works and Sections]) for the Works, when responsibility for the care of the Works shall pass to the Procuring Entity. If a Taking-Over Certificate is issued (or is so deemed to be issued) for any Section or part of the Works, responsibility for the care of the Section or part shall then pass to the Procuring Entity.

17.2.2 After responsibility has accordingly passed to the Procuring Entity, the Contractor shall take responsibility for the care of any work which is outstanding on the date stated in a Taking-Over Certificate, until this outstanding work has been completed.

17.2.3 If any loss or damage happens to the Works, Goods or Contractor's Documents during the period when the Contractor is responsible for their care, from any cause not listed in Sub-Clause 17.3 [Procuring Entity's Risks], the Contractor shall rectify the loss or damage at the Contractor's risk and cost, so that the Works, Goods and Contractor's Documents conform with the Contract.

- 1724 The Contractor shall be liable for any loss or damage caused by any actions performed by the Contractor after a Taking-Over Certificate has been issued. The Contractor shall also be liable for any loss or damage which occurs after a Taking-Over Certificate has been issued and which arose from a previous event for which the Contractor was liable.

173 Procuring Entity's Risks

The risks referred to in Sub-Clause 17.4 [Consequences of Procuring Entity's Risks] below, in so far as they directly affect the execution of the Works in Kenya, are:

- a) War hostilities (whether war be declared or not),
- b) rebellion, riot, commotion or disorder, terrorism, sabotage by persons other than the Contractor's Personnel,
- c) explosive materials, ionizing gradiation or contamination by radio-activity, except as may be attributable to the Contractor's use of such explosives, radiation or radio-activity,
- d) pressure waves caused by aircraft or other aerial devices traveling at sonic or supersonic speeds,
- e) use or occupation by the Procuring Entity of any part of the Permanent Works, except as may be specified in the Contract,
- f) design of any part of the Works by the Procuring Entity's Personnel or by others for whom the Procuring Entity is responsible, and
- g) any operation of the forces of nature which is Unforeseeable or against which an experienced contractor could not reasonably have been expected to have taken adequate preventive precautions.

174 Consequences of Procuring Entity's Risks

- 174.1 If and to the extent that any of the risks listed in Sub-Clause 17.3 above results in loss or damage to the Works, Goods or Contractor's Documents, the Contractor shall promptly give notice to the Architect and shall rectify this loss or damage to the extent required by the Engineer.
- 174.2 If the Contractor suffers delay and/ or incurs Cost from rectifying this loss or damage, the Contractor shall give a further notice to the Architect and shall be entitled subject to Sub-Clause 20.1 [Contractor's Claims] to:
- (a) An extension of time for any such delay, if completion is or will be delayed, under Sub-Clause 8.4 [Extension of TimeforCompletion], and
 - (b) paymentofany such Cost, which shall be included in the Contract Price. In the case of sub-paragraphs (e)and (g) of Sub-Clause 17.3 [Procuring Entity's Risks], Accrued Costs shall be payable.
- 174.3 After receiving this further notice, the Architect shall proceed in accordance with Sub-Clause 3.5 [Determinations] to agree or determine these matters.

175 Intellectual and Industrial Property Rights

- 175.1 In this Sub-Clause, “infringement” shall refer to an infringement (or alleged infringement) of any patent, registered design, copyright, trade mark, trade name, trade secret or other intellectual or industrial property right relating to the Works; and “claim” shall refer to a claim (or proceedings pursuing a claim) alleging an infringement.
- 175.2 Whenever a Party does not give notice to the other Party of any claim within 30 days of receiving the claim, the first Party shall be deemed to have waived any right to indemnity under this Sub-Clause.
- 175.3 The Procuring Entity shall indemnify and hold the Contractor harmless against and from any claim alleging an infringement which is or was:
- a) An un avoidable result of the Contractor's compliance with the Contract, or
 - b) A result of any Works be ingused by the Procuring Entity:
 - i) for a purpose other than that indicated by, or reasonably to be inferred from, the Contract, or
 - ii) in conjunction with anything not supplied by the Contractor, unless such use was disclosed to

the Contractor prior to the Base Date or is stated in the Contract.

- 1754 The Contractor shall indemnify and hold the Procuring Entity harmless against and stand from any other claim which arises out of or in relation to (i) the manufacture, use, sale or import of any Goods, or (ii) any design for which the Contractor is responsible.
- 1755 If a Party is entitled to be indemnified under this Sub-Clause, the indemnifying Party may (at its cost) conduct negotiations for the settlement of the claim, and any litigation or arbitration which may arise from it. The other Party shall, at the request and cost of the indemnifying Party, assist in contesting the claim. This other Party (and its Personnel) shall not make any admission which might be prejudicial to the indemnifying Party, unless the indemnifying Party failed to take over the conduct of any negotiations, litigation or arbitration upon being requested to do so by such other Party.
- 1756 For operation and maintenance of any plant or equipment installed, the contractor shall grant a non-exclusive and non-transferable license to the Procuring Entity under the patent, utility models, or other intellectual rights owned by the contractor or a third party from whom the contractor has received the rights to grant sub-licenses and shall also grant to the Procuring Entity a non-exclusive and non-transferable rights (without the rights to sub-license) to use the know how and other technical information disclosed to the contractor or under the contract. Nothing contained here-in shall be construed as transferring ownership of any patent, utility model, trademark, design, copy right, know-how or other intellectual rights from the contractor or any other third party to the Procuring Entity.

17.6 Limitation of Liability

- 1761 Neither Party shall be liable to the other Party for loss of use of any Works, loss of profit, loss of any contractor for any consequential loss or damage which may be suffered by the other Party in connection with the Contract, other than as specifically provided in Sub-Clause 8.7 [Delay Damages]; Sub-Clause 11.2 [Cost of Remedying Defects]; Sub-Clause 15.4 [Payment after Termination]; Sub-Clause 16.4 [Payment on Termination]; Sub-Clause 17.1 [Indemnities]; Sub-Clause 17.4(b) [Consequences of Procuring Entity's Risks] and Sub-Clause 17.5 [Intellectual and Industrial Property Rights].
- 1762 The total liability of the Contractor to the Procuring Entity, under or in connection with the Contract other than under Sub-Clause 4.19 [Electricity, Water and Gas], Sub-Clause 4.20 [Procuring Entity's Equipment and Free-Issue Materials], Sub-Clause 17.1 [Indemnities] and Sub-Clause 17.5 [Intellectual and Industrial Property Rights], shall not exceed the sum resulting from the application of a multiplier (less or greater than one) to the Accepted Contract Amount, as stated in **the Special Conditions of Contract**, or (if such multiplier or other sum is not so stated) the Accepted Contract Amount.
- 1763 This Sub-Clause shall not limit liability in any case of fraud, deliberate default or reckless misconduct by the defaulting Party.

17.7 Use of Procuring Entity's Accommodation/Facilities

- 1771 The Contractor shall take full responsibility for the care of the Procuring Entity provided accommodation and facilities, if any, as detailed in the Specification, from the respective dates of hand-over to the Contractor until cessation of occupation (where hand-over or cessation of occupation may take place after the date stated in the Taking-Over Certificate for the Works).
- 1772 If any loss or damage happens to any of the above items while the Contractor is responsible for their care arising from any cause whatsoever other than those for which the Procuring Entity is liable, the Contractor shall, at his own cost, rectify the loss or damage to the satisfaction of the Engineer.

18 INSURANCE

18.1 General Requirements for Insurances

- 18.1.1 In this Clause, “insuring Party” means, for each type of insurance, the Party responsible for effecting and

Part 2 – Employer's Requirements

maintaining the insurance specified in the relevant Sub-Clause.

- 18.12 Wherever the Contractor is the insuring Party, each insurance shall be effected with insurers and in terms approved by the Procuring Entity. These terms shall be consistent with any terms agreed by both Parties before the date of the Letter of Acceptance. This agreement of terms shall take precedence over the provisions of this Clause.
- 18.13 Wherever the Procuring Entity is the insuring Party, each insurance shall be effected with insurers and in terms acceptable to the Contractor. These terms shall be consistent with any terms agreed by both Parties before the date of the Letter of Acceptance. This agreement of terms shall take precedence over the provisions of this Clause.
- 18.14 If a policy is required to indemnify joint insured, the cover shall apply separately to each insured as though a separate policy had been issued for each of the joint insured. If a policy indemnifies additional joint insured, namely in addition to the insured specified in this Clause, (i) the Contractor shall act under the policy on behalf of these additional joint insured except that the Procuring Entity shall act for Procuring Entity's Personnel, (ii) additional joint insured shall not be entitled to receive payments directly from the insurer or to have any other direct dealings with the insurer, and (iii) the insuring Party shall require all additional joint insured to comply with the conditions stipulated in the policy.
- 18.15 Each policy insuring against loss or damage shall provide for payments to be made in the currencies required to rectify the loss or damage. Payments received from insurers shall be used for the rectification of the loss or damage.
- 18.16 The relevant insuring Party shall, within the respective periods stated in **the Special Conditions of Contract** (calculated from the Commencement Date), submit to the other Party:
- a) Evidence that the insurances described in this Clause have been effected, and
 - b) copies of the policies for the insurances described in Sub-Clause 18.2 [Insurance for Works and Contractor's Equipment] and Sub-Clause 18.3 [Insurance against Injury to Persons and Damage to Property].
- 18.17 When each premium is paid, the insuring Party shall submit evidence of payment to the other Party. Whenever evidence or policies are submitted, the insuring Party shall also give notice to the Engineer.
- 18.18 Each Party shall comply with the conditions stipulated in each of the insurance policies. The insuring Party shall keep the insurers informed of any relevant changes to the execution of the Works and ensure that insurance is maintained in accordance with this Clause.
- 18.19 Neither Party shall make any material alteration to the terms of any insurance without the prior approval of the other Party. If an insurer makes (or attempts to make) any alteration, the Party first notified by the insurer shall promptly give notice to the other Party.
- 18.1.10 If the insuring Party fails to effect and keep in force any of the insurances it is required to effect and maintain under the Contract fails to provide satisfactory evidence and copies of policies in accordance with this Sub-Clause, the other Party may (at its option and without prejudice to any other right or remedy) effect insurance for the relevant coverage and pay the premiums due. The insuring Party shall pay the amount of these premiums to the other Party, and the Contract Price shall be adjusted accordingly.
- 18.1.11 Nothing in this Clause limits the obligations, liabilities or responsibilities of the Contractor or the Procuring Entity, under the other terms of the Contract otherwise. Any amounts not insured or not recovered from the insurers shall be borne by the Contractor and/or the Procuring Entity.
- 18.1.12 Procuring Entity in accordance with these obligations, liabilities or responsibilities. However, if the insuring Party fails to effect and keep in force an insurance which is available and which it is required to effect and maintain under the Contract, and the other Party neither approves the omission nor effects insurance for the coverage relevant to this default, any moneys which should have been recoverable under this insurance shall be paid by the insuring Party.

18.1.13 Payments by one Party to the other Party shall be subject to Sub-Clause 2.5 [Procuring Entity's Claims] or Sub-Clause 20.1 [Contractor's Claims], as applicable.

18.1.14 The Contractor shall be entitled to place all insurance relating to the Contract (including, but not limited to the insurance referred to Clause 18) with insurers from any eligible source country.

18.2 Insurance for Works and Contractor's Equipment

18.2.1 The insuring Party shall insure the Works, Plant, Material and Contractor's Documents for not less than the full reinstatement cost including the costs of demolition, removal of debris and professional fees and profit. This insurance shall be effective from the date by which the evidence is to be submitted under sub-paragraph (a) of Sub-Clause 18.1 [General Requirements for Insurances], until the date of issue of the Taking-Over Certificate for the Works.

18.2.2 The insuring Party shall maintain this insurance to provide cover until the date of issue of the Performance Certificate, for loss or damage for which the Contractor is liable arising from a cause occurring prior to the issue of the Taking-Over Certificate, and for loss or damage caused by the Contractor in the course of any other operations (including those under Clause 11 [Defects Liability]).

18.2.3 The insuring Party shall insure the Contractor's Equipment for not less than the full replacement value, including delivery to Site. For each item of Contractor's Equipment, the insurance shall be effective while it is being transported to the Site and until it is no longer required as Contractor's Equipment.

18.2.4 Unless otherwise stated in the Special Conditions, insurances under this Sub-Clause:

- a) Shall be effected and maintained by the Contractor as insuring Party,
- b) shall be in the joint names of the Parties, who shall be jointly entitled to receive payments from the insurers, payments being held or allocated to the Party actually bearing the costs of rectifying the loss or damage,
- c) shall cover all loss and damage from any cause not listed in Sub-Clause 17.3 [Procuring Entity's Risks],
- d) shall also cover, to the extent specifically required in the tendering documents of the Contract, loss or damage to a part of the Works which is attributable to the use or occupation by the Procuring Entity of another part of the Works, and loss or damage from the risks listed in sub-paragraphs (c), (g) and (h) of Sub-Clause 17.3 [Procuring Entity's Risks], excluding (in each case) risks which are not insurable at commercially reasonable terms, with deductibles per occurrence of not more than the amount stated in the **Special Conditions** of Contract (if an amount is not so stated, this sub-paragraph (d) shall not apply), and
- e) may however exclude loss of, damage to, and reinstatement of:
 - i) a part of the Works which is in a defective condition due to a defect in its design, materials or workmanship (but cover shall include any other parts which are lost or damaged as a direct result of this defective condition and not as described in sub-paragraph (ii) below),
 - ii) a part of the Works which is lost or damaged in order to reinstate any other part of the Works if this other part is in a defective condition due to a defect in its design, materials or workmanship,
 - iii) a part of the Works which has been taken over by the Procuring Entity, except to the extent that the Contractor is liable for the loss or damage, and
 - iv) Goods while they are not in Kenya, subject to Sub-Clause 14.5 [Plant and Materials intended for the Works].

18.2.5 If, more than one year after the Base Date, the cover described in sub-paragraph (d) above ceases to be available at commercially reasonable terms, the Contractor shall (as insuring Party) give notice to the Procuring Entity, with supporting particulars. The Procuring Entity shall then (i) be entitled subject to Sub-Clause 2.5 [Procuring Entity's Claims] to payment of an amount equivalent to such commercially reasonable terms as the Contractor should have expected to have paid for such cover, and (ii) be deemed, unless he obtains the cover at commercially reasonable terms, to have approved the omission under Sub-Clause 18.1 [General Requirements for Insurances].

183 Insurance against Injury to Persons and Damage to Property

- 183.1 The insuring Party shall insure against each Party's liability for any loss, damage, death or bodily injury which may occur to any physical property (except things insured under Sub-Clause 18.2 [Insurance for Works and Contractor's Equipment]) or to any person (except persons insured under Sub-Clause 18.4 [Insurance for Contractor's Personnel]), which may arise out of the Contractor's performance of the Contract and occurring before the issue of the Performance Certificate.
- 183.2 This insurance shall be for a limit per occurrence of not less than the amount stated in **the Special Conditions of Contract**, with no limit on the number of occurrences. If an amount is not stated in the **Special Conditions of Contract**, this Sub-Clause shall not apply.
- 183.3 Unless otherwise stated in the Special Conditions, the insurances specified in this Sub-Clause:
- a) Shall be effected and maintained by the Contractor as insuring Party,
 - b) shall be in the joint names of the Parties,
 - c) shall be extended to cover liability for all loss and damage to the Procuring Entity's property (except things insured under Sub-Clause 18.2) arising out of the Contractor's performance of the Contract, and
 - d) may however exclude liability to the extent that it arises from:
 - i) the Procuring Entity's right to have the Permanent Works executed on, over, under, in or
 - ii) through any land, and to occupy this land for the Permanent Works,
 - iii) damage which is an unavoidable result of the Contractor's obligations to execute the
 - iv) Works and remedy any defects, and
 - v) a cause listed in Sub-Clause 17.3 [Procuring Entity's Risks], except to the extent that cover is available at commercially reasonable terms.

184 Insurance for Contractor's Personnel

- 184.1 The Contractor shall effect and maintain insurance against liability for claims, damages, losses and expenses (including legal fees and expenses) arising from injury, sickness, disease or death of any person employed by the Contractor or any other of the Contractor's Personnel.
- 184.2 The insurance shall cover the Procuring Entity and the Architect against liability for claims, damages, losses and expenses (including legal fees and expenses) arising from injury, sickness, disease or death of any person employed by the Contractor or any other of the Contractor's Personnel, except that this insurance may exclude losses and claims to the extent that they arise from any act or neglect of the Procuring Entity or of the Procuring Entity's Personnel.
- 184.3 The insurance shall be maintained in full force and effect during the whole time that these personnel are assisting in the execution of the Works. For a Subcontractor's employees, the insurance may be effected by the Subcontractor, but the Contractor shall be responsible for compliance with this Clause.

19. FORCE MAJEURE

19.1 Definition of Force Majeure

- 19.1.1 In this Clause, “Force Majeure” means an exceptional event or circumstance:
- a) Which is beyond a Party's control,
 - b) Which such Party could not reasonably have provided against before entering into the Contract,
 - c) which, having arisen, such Party could not reasonably have avoided or overcome, and
 - d) Which is not substantially attributable to the other Party.
- 19.1.2 Force Majeure may include, but is not limited to, exceptional events or circumstances of the kind listed below, So long as conditions (a) to (d) above are satisfied:
- a) war, hostilities (whether war be declared or not), invasion, act of foreign enemies,

- b) rebellion, terrorism, sabotage by persons other than the Contractor's Personnel, revolution, insurrection, military or usurped power, or civil war,
- c) riot, commotion, disorder, strike or lockout by persons other than the Contractor's Personnel,
- d) munitions of war, explosive materials, ionizing radiation or contamination by radio-activity, except as may be attributable to the Contractor's use of such munitions, explosives, radiation or radio-activity, and
- e) Natural catastrophes such as earthquake, hurricane, typhoon or volcanic activity.

192 Notice of Force Majeure

- 1921 If a Party is or will be prevented from performing its substantial obligations under the Contract by Force Majeure, then it shall give notice to the other Party of the event or circumstances constituting the Force Majeure and shall specify the obligations, the performance of which is or will be prevented. The notice shall be given within 14 days after the Party became aware, or should have become aware, of the relevant event or circumstance constituting Force Majeure.
- 1922 The Party shall, having given notice, be excused performance of its obligations for so long as such Force Majeure prevents it from performing them.
- 1923 Notwithstanding any other provision of this Clause, Force Majeure shall not apply to obligations of either Party to make payments to the other Party under the Contract.

193 Duty to Minimize Delay

Each Party shall at all times use all reasonable endeavors to minimize any delay in the performance of the Contract as a result of Force Majeure. A Party shall give notice to the other Party when it ceases to be affected by the Force Majeure.

194 Consequences of Force Majeure

- 194.1 If the Contractor is prevented from performing his substantial obligations under the Contract by Force Majeure of which notice has been given under Sub-Clause 19.2 [Notice of Force Majeure], and suffers delay and/ or incurs Cost by reason of such Force Majeure, the Contractor shall be entitled subject to Sub-Clause 20.1 [Contractor's Claims] to:
- a) an extension of time for any such delay, if completion is or will be delayed, under Sub-Clause 8.4 [Extension of Time for Completion], and
 - b) if the event or circumstance is of the kind described in sub-paragraphs (i) to (iv) of Sub-Clause 19.1 [Definition of Force Majeure] and, in sub-paragraphs (ii) to (iv), occurs in Kenya, payment of any such Cost, including the costs of rectifying or replacing the Works and/or Goods damaged or destroyed by Force Majeure, to the extent they are not indemnified through the insurance policy referred to in Sub-Clause 18.2 [Insurance for Works and Contractor's Equipment].
- 1942 After receiving this notice, the Architect shall proceed in accordance with Sub-Clause 3.5 [Determinations] to agree or determine these matters.

195 Force Majeure Affecting Subcontractor

If any Subcontractor is entitled under any contract or agreement relating to the Works to relief from force majeure on terms additional to or broader than those specified in this Clause, such additional or broader force majeure events or circumstances shall not excuse the Contractor's non-performance or entitle him to relief under this Clause.

196 Optional Termination, Payment and Release

- 196.1 If the execution of substantially all the Works in progress is prevented for a continuous period of 84 days by reason of Force Majeure of which notice has been given under Sub-Clause 19.2 [Notice of Force Majeure], or for multiple periods which total more than 140 days due to the same notified Force Majeure, then either Party may give to the other Party a notice of termination of the Contract. In this event, the termination shall take effect 7 days after the notice is given, and the Contractor shall proceed in accordance with Sub-Clause 16.3 [Cessation of Work and Removal of Contractor's Equipment].

- 1962 Upon such termination, the Architect shall determine the value of the work done and issue a Payment Certificate which shall include:
- a) the amount payable for any work carried out for which a price is stated in the Contract;
 - b) the Cost of Plant and Materials ordered for the Works which have been delivered to the Contractor, or of which the Contractor is liable to accept delivery: this Plant and Materials shall become the property of (and be at the risk of) the Procuring Entity when paid for by the Procuring Entity, and the Contractor shall place the same at the Procuring Entity's disposal;
 - c) other Cost or liabilities which in the circumstances were reasonably and necessarily incurred by the Contractor in the expectation of completing the Works;
 - d) the Cost of removal of Temporary Works and Contractor's Equipment from the Site and the return of these items to the Contractor's works in his country (or to any other destination at no greater cost); and
 - e) the Cost of repatriation of the Contractor's staff and lab or employed wholly in connection with the Works at the date of termination.

19.7 Release from Performance

Notwithstanding any other provision of this Clause, if any event or circumstance outside the control of the Parties (including, but not limited to, Force Majeure) arises which makes it impossible or unlawful for either or both Parties to fulfil its or their contractual obligations or which, under the law governing the Contract, entitles the Parties to be released from further performance of the Contract, then upon notice by either Party to the other Party of such event or circumstance:

- a) The Parties shall be discharged from further performance, without prejudice to the rights of either Party in respect of any previous breach of the Contract, and
- b) The sum payable by the Procuring Entity to the Contractor shall be the same as would have been payable under Sub-Clause 19.6 [Optional Termination, Payment and Release] if the Contract had been terminated under Sub-Clause 19.6.

20 SETTLEMENT OF CLAIMS AND DISPUTES

20.1 Contractor's Claims

- 20.1.1 If the Contractor considers itself to be entitled to any extension of the Time for Completion and/or any additional payment, under any Clause of these Conditions or otherwise in connection with the Contract, the Contractor shall give Notice to the Engineer, describing the event or circumstance giving rise to the claim. The notice shall be given as soon as practicable, and not later than 30 days after the Contractor became aware, or should have become aware, of the event or circumstance.
- 20.1.2 If the Contractor fails to give notice of a claim within such period of 30 days, the Time for Completion shall not be extended, the Contractor shall not be entitled to additional payment, and the Procuring Entity shall be discharged from all liability in connection with the claim. Otherwise, the following provisions of this Sub-Clause shall apply.
- 20.1.3 The Contractor shall also submit any other notices which are required by the Contract, and supporting particulars for the claim, all as relevant to such event or circumstance.
- 20.1.4 The Contractor shall keep such contemporary records as may be necessary to substantiate any claim, either on the Site or at an other location acceptable to the Engineer. Without admitting the Procuring Entity's liability, the Architect may, after receiving any notice under this Sub-Clause, monitor the record-keeping and/ or instruct the Contractor to keep further contemporary records. The Contractor shall permit the Architect to inspect all these records and shall (if instructed) submit copies to the Engineer.
- 20.1.5 Within 42 days after the Contractor became aware (or should have become aware) of the event or circumstance giving rise to the claim, or within such other period as may be proposed by the Contractor and approved by the Engineer, the Contractor shall send to the Architect fully detailed claim which

includes full supporting particulars of the basis of the claim and of the extension of time and/ or additional payment claimed. If the event or circumstance giving rise to the claim has a continuing effect:

- a) This fully detailed claim shall be considered as interim;
- b) The Contractor shall send further interim claims at monthly intervals, giving the accumulated delay and/ or amount claimed, and such further particulars as the Architect may reasonably require; and
- c) The Contractor shall send a final claim within 30 days after the end of the effects resulting from the event or circumstance, or within such other period as may be proposed by the Contractor and approved by the Engineer.

- 20.16 Within 42 days after receiving a Notice of a claim or any further particulars supporting a previous claim, or within such other period as may be proposed by the Architect and approved by the Contractor, the Architect shall respond with approval, or with disapproval and detailed comments. He may also request any necessary further particulars but shall nevertheless give his response on the principles of the claim within the above defined time period.
- 20.17 Within the above defined period of 42 days, the Architect shall proceed in accordance with Sub-Clause 3.5 [Determinations] to agree or determine (i) the extension (if any) of the Time for Completion (before or after its expiry) in accordance with Sub-Clause 8.4 [Extension of Time for Completion], and/or (ii) the additional payment (if any) to which the Contractor is entitled under the Contract.
- 20.18 Each Payment Certificate shall include such additional payment for any claim as has been reasonably substantiated as due under the relevant provision of the Contract. Unless and until the particulars supplied are sufficient to substantiate the whole of the claim, the Contractor shall only be entitled to payment for such part of the claim as he has been able to substantiate.
- 20.19 If the Architect does not respond within the time frame defined in this Clause, either Party may consider that the claim is rejected by the Architect and any of the Parties may refer the dispute for amicable settlement in accordance with Clause 20.3.
- 20.1.10 The requirements of this Sub-Clause are in addition to those of any other Sub-Clause which may apply to a claim. If the Contractor fails to comply with this or another Sub-Clause in relation to any claim, any extension of time and/ or additional payment shall take account of the extent (if any) to which the failure has prevented or prejudiced proper investigation of the claim, unless the claim is excluded under the second paragraph of this Sub-Clause 20.3.

202 Procuring Entity's Claims

- 202.1 If the Procuring Entity considers itself to be entitled to any payment under any Clause of these Conditions or otherwise in connection with the Contract, and/or to any extension of the Defects Notification Period, the Procuring Entity or the Architect shall give notice and particulars to the Contractor. However, notice is not required for payments due under Sub-Clause 4.19 [Electricity, Water and Gas], under Sub-Clause 4.20 [Procuring Entity's Equipment and Free-Issue Materials], or for other services requested by the Contractor.
- 202.2 The notice shall be given as soon as practicable and no longer than 30 days after the Procuring Entity became aware, or should have become aware, of the event or circumstances giving rise to the claim. A notice relating to any extension of the Defects Notification Period shall be given before the expiry of such period.
- 202.3 The particulars shall specify the Clause or other basis of the claim and shall include substantiation of the amount and/or extension to which the Procuring Entity considers itself to be entitled in connection with the Contract. The Architect shall then proceed in accordance with Sub-Clause 3.5 [Determinations] to agree or determine (i) the amount (if any) which the Procuring Entity is entitled to be paid by the Contractor, and/ or (ii) the extension (if any) of the Defects Notification Period in accordance with Sub-Clause 11.3 [Extension of Defects Notification Period].
- 202.4 This amount may be included as a deduction in the Contract Price and Payment Certificates. The Procuring Entity shall only be entitled to set off against or make any deduction from an amount certified in a Payment

Certificate, or to otherwise claim against the Contractor, in accordance with this Sub- Clause.

203 Amicable Settlement

Where a notice of a claim has been given, both Parties shall attempt to settle the dispute amicably before the commencement of arbitration. However, unless both Parties agree otherwise, the Party giving a notice of a claim in accordance with Sub-Clause 20.1 above should move to commence arbitration after 60 days from the day on which a notice of a claim was given, even if no attempt at an amicable settlement has been made.

204 Matters that may be referred to arbitration

Notwithstanding anything stated herein the following matters may be referred to arbitration before the practical completion of the Works or abandonment of the Works or termination of the Contract by either party:

- a) Whether or not the issue of an instruction by the Architect is empowered by these Conditions.
- b) Whether or not a certificate has been improperly withheld or is not in accordance with these Conditions.
- c) Any dispute arising in respect risks arising from matters referred to in Clause 17.3 and Clause 19.
- e) All other matters shall only be referred to arbitration after the completion or alleged completion of the Works or termination or alleged termination of the Contract, unless the Procuring Entity and the Contractor agree otherwise in writing.

205 Arbitration

- 205.1 Any claim or dispute between the Parties arising out of or in connection with the Contract not settled amicably in accordance with Sub-Clause 20.3 shall be finally settled by arbitration.
- 205.2 No arbitration proceedings shall be commenced on any claim or dispute where notice of a claim or dispute has not been given by the applying party within ninety days of the occurrence or discovery of the matter or issue giving rise to the dispute.
- 205.3 Notwithstanding the issue of a notice as stated above, the arbitration of such a claim or dispute shall not commence unless an attempt has in the first instance been made by the parties to settle such claim or dispute amicably with or without the assistance of third parties. Proof of such attempt shall be required.
- 205.4 The Arbitrator shall, without prejudice to the generality of his powers, have powers to direct such measurements, computations, tests or valuations as may in his opinion be desirable in order to determine the rights of the parties and assess and award any sums which ought to have been the subject of or included in any certificate.
- 205.5 The Arbitrator shall, without prejudice to the generality of his powers, have powers to open up, review and revise any certificate, opinion, decision, requirement or notice and to determine all matters in dispute which shall be submitted to him in the same manner as if no such certificate, opinion, decision require ment or notice had been given.
- 205.6 The arbitrators shall have full power to open up, review and revise any certificate, determination, instruction, opinion or valuation of the Engineer, relevant to the dispute. Nothing shall disqualify representatives of the Parties and the Architect from being called as a witness and giving evidence before the arbitrators on any matter whatsoever relevant to the dispute.
- 205.7 Neither Party shall be limited in the proceedings before the arbitrators to the evidence, or to the reasons for dissatisfaction given in its Notice of Dissatisfaction.
- 205.7 Arbitration may be commenced prior to or after completion of the Works. The obligations of the Parties, and the Architect shall not be altered by reason of any arbitration being conducted during the progress of the Works.

Part 2 – Employer’s Requirements

- 2058 The terms of the remuneration of each or all the members of Arbitration shall be mutually agreed upon by the Parties when agreeing the terms of appointment. Each Party shall be responsible for paying one-half of this remuneration.

206 Arbitration with National Contractors

- 206.1 If the Contract is with national contractors, arbitration proceedings will be conducted in accordance with the Arbitration Laws of Kenya. In case of any claim or dispute, such claim or dispute shall be notified in writing by either party to the other with a request to submit it to arbitration and to concur in the appointment of an Arbitrator within thirty days of the notice. The dispute shall be referred to the arbitration and final decision of a person to be agreed between the parties. Failing agreement to concur in the appointment of an Arbitrator, the Arbitrator shall be appointed, on the request of the applying party, by the Chairman or Vice Chairman of any of the following professional institutions;

- i) Architectural Association of Kenya
- ii) Institute of Quantity Surveyors of Kenya
- iii) Association of Consulting Engineers of Kenya
- iv) Chartered Institute of Arbitrators (Kenya Branch)
- v) Institution of Engineers of Kenya

- 206.2 The institution written to first by the aggrieved party shall take precedence over all other institutions.

207 Arbitration with Foreign Contractors

- 207.1 Arbitration with foreign contractors shall be conducted in accordance with the arbitration rules of the United Nations Commission on International Trade Law (UNCITRAL); or with proceedings administered by the International Chamber of Commerce (ICC) and conducted under the ICC Rules of Arbitration; by one or more arbitrators appointed in accordance with said arbitration rules.

- 207.2 The place of arbitration shall be a location specified in the **SCC**; and the arbitration shall be conducted in the language for communications defined in Sub-Clause 1.4 [Law and Language].

208 Alternative Arbitration Proceedings

Alternatively, the Parties may refer the matter to the Nairobi Centre for International Arbitration (NCIA) which offers a neutral venue for the conduct of national and international arbitration with commitment to providing institutional support to the arbitral process.

209 Failure to Comply with Arbitrator's Decision

- 209.1 The award of such Arbitrator shall be final and binding upon the parties.
- 209.2 In the event that a Party fails to comply with a final and binding Arbitrator's decision, then the other Party may, without prejudice to any other rights it may have, refer the matter to a competent court of law.

2010 Contract operations to continue

Notwithstanding any reference to arbitration herein,

- 1.1.1 the parties shall continue to perform their respective obligations under the Contract unless they otherwise agree; and
- 1.1.2 the Procuring Entity shall pay the Contractor any monies due the Contractor.

Section IX - Special Conditions of Contract

The following Special Conditions shall supplement the GCC. Whenever there is a conflict, the provisions here in shall prevail over those in the GCC.

Conditions	Sub-Clause	Data
Part A - Contract Data		
Procuring Entity’s name and address	Heading	Athi Water Works Development Agency
Name and Reference No. of the Contract	Heading and 1.1	AWWDA/GOK/M/W -03/2023-LOT 2
Engineers Name and address	Heading and 3.1.1	Chief Manager, Water and Sanitation Athi Water Works Development Agency P.O Box 45283-00100, Nairobi Kenya.
Contractor’s Representative’s name	4.3.1	<i>[insert the name of the Contractor’s Representative agreed by the Procuring Entity prior to Contract signature]</i>
Key Personnel names	16.9.1	<i>[insert the name of each Key Personnel agreed by the Procuring Entity prior to Contract signature]</i>
Time for Completion	1.1.	365 days <i>If Sections are to be used, refer to Table: Summary of Sections below</i>
Defects Notification Period	1.1	365 days
Sections	1.1	<i>If Sections are to be used, refer to Table: Summary of Sections below</i>
Electronic transmission systems	1.3	
Time for the Parties entering into a Contract Agreement	1.6	Within 30days
Commencement Date	8.1.1	
Time for access to the Site	2.1.1	No later than the Commencement Date, and not later than 28 days after Commencement Date
Engineer’s Duties and Authority	3.1.6 (b) (ii)	Variations resulting in an increase of the Accepted Contract Amount in excess of <u>15%</u> shall require approval of the Procuring Entity.
Performance Security	4.2.1	The performance security will be in the form of a “performance bond” Unconditional Bank Guarnatee in the amount(s) of 10% percent of the Accepted Contract Amount and in the same currency(ies) of the Accepted Contract Amount.
Normal working hours	6.5	Specify 8:00am to 5:00Pm except on weekends and holidays
Delay damages for the Works	8.7 & 14.15(b)	<u>0.1</u> % of the Contract Price per day. <i>If Sections are to be used, refer to Table: Summary of Sections below</i>
Maximum amount of delay damages	8.7.1	10% of the final Contract Price.
Provisional Sums	13.6. (b)(ii)	15%
Adjustments for Changes in Cost	13.9	N/A

Part 2 – Employer’s Requirements

Conditions	Sub-Clause	Data
Total advance payment	14.2.1	<u>10%</u> Percentage of the Accepted Contract Amount payable in the currencies and proportions in which the Accepted Contract Amount is payable upon submission of an acceptable Unconditional advance payment bank Guarantee of similar amount.
Repayment amortization rate of advance payment	14.2.5 (b)	15% of each Interim payment certificate amount%
Percentage of Retention	14.3.2 (c)	10%
Limit of Retention Money	14.3.2 (c)	10% of the Accepted Contract Amount
Plant and Materials	14.5.3(b)(i)	N/A
	14.5.3(c)(i)	N/A
Minimum Amount of Interim Payment Certificates	14.6.2	N/A
Publishing source of commercial interest rates for financial charges in case of delayed payment	14.8	N/A
Maximum total liability of the Contractor to the Procuring Entity	17.6.2	The product of _0.05times the Accepted Contract Amount,
Periods for submission of insurance: a. evidence of insurance. b. relevant policies	18.1.6	14_____days 14_days
Maximum amount of deductibles for insurance of the Procuring Entity's risks	18.2.4 (d)	<i>Kshs. 500,000</i>
Minimum amount of third-party insurance	18.3.2	<i>Kshs. 500,000</i>
The place of arbitration	20.7.2	<i>Insert city and Country Nairobi, Kenya</i>

SECTION X - CONTRACT FORMS

FORM No. 1 - NOTIFICATION OF INTENTION TO AWARD

FORM NO. 2 - REQUEST FOR REVIEW

FORM No. 3- LETTEROF AWARD

FORM No. 4 - CONTRACT AGREEMENT

FORM No. 5 - PERFORMANCE SECURITY [Option 1 - Unconditional Demand Bank Guarantee]

FORM No. 6- PERFORMANCE SECURITY [Option 2– Performance Bond]

FORM No. 7 - ADVANCE PAYMENT SECURITY

FORM No. 8 - RETENTION MONEY SECURITY

FORM NO. 9 - BENEFICIAL OWNERSHIP DISCLOSURE FORM

FORM NO 1: NOTIFICATION OF INTENTION TO AWARD OF CONTRACT

This Notification of Award shall be sent to each Tenderer that submitted a Tender and was not successful. Send this Notification to the Tenderer's Authorized Representative named in the Tender Information Form on the format below.

FORMAT

1. For the attention of Tenderer's Authorized Representative

- i) Name: *[insert Authorized Representative's name]*
- ii) Address: *[insert Authorized Representative's Address]*
- iii) Telephone: *[insert Authorized Representative's telephone/fax numbers]*
- iv) Email Address: *[insert Authorized Representative's email address]*

[IMPORTANT: insert the date that this Notification is transmitted to Tenderers. The Notification must be sent to all Tenderers simultaneously. This means on the same date and as close to the same time as possible.]

2. Date of transmission: *[email]* on *[date]* (local time)

This Notification is sent by *(Name and designation)* _____

3. Notification of Award

- i) Procuring Entity: *[insert the name of the Procuring Entity]*
- ii) Project: *[insert name of project]*
- iii) Contract title: *[insert the name of the contract]*
- iv) ITT No: *[insert ITT reference number from Procurement Plan]*

This Notification of Intention to Award (Notification) notifies you of our decision to award the above contract. The transmission of this Notification begins the Standstill Period. During the Standstill Period, you may:

4. Request a debriefing in relation to the evaluation of your tender by submitting a Procurement-related Complaint in relation to the decision to award the contracts.

- a) The successful tenderers
 - i) Name of successful Tender _____
 - ii) Address of the successful Tender _____
 - iii) Contract price of the successful Tender Kenya Shillings (in words) _____

b) The reasons for your tender being unsuccessful are as follows:

c) Other Tenderers

Names of all Tenderers that submitted a Tender. If the Tender's price was evaluated include the evaluated price as well as the Tender price as read out.

SNo	Name of Tender	Tender Price as read out	Tender's evaluated price (Note a)	One Reason Why Not Evaluated
1				
2				
3				
4				
5				

Part 2 – Employer's Requirements

(Note a) State NE if not evaluated

5. How to request a debriefing

- a) DEADLINE: The dead line to request a debriefing expires at midnight on *[insert date]* (local time).
- b) You may request a debriefing in relation to the results of the evaluation of your Tender. If you decide to request a debriefing your written request must be made within three (5) Business Days of receipt of this Notification of Intention to Award.
- c) Provide the contract name, reference number, name of the Tenderer, contact details; and address the request for debriefing as follows:
 - i) Attention: *[insert full name of person, if applicable]*
 - ii) Title/position: *[insert title/position]*
 - iii) Agency: *[insert name of Procuring Entity]*
 - iv) Email address: *[insert email address]*
- d) If your request for a debriefing is received within the 3 Days deadline, we will provide the debriefing within five (3) Business Days of receipt of your request. If we are unable to provide the debriefing within this period, the Standstill Period shall be extended by five (3) Days after the date that the debriefing is provided. If this happens, we will notify you and confirm the date that the extended Standstill Period will end.
- e) The debriefing may be in writing, by phone, video conference call or in person. We shall promptly advise you in writing how the debriefing will take place and confirm the date and time.
- f) If the deadline to request a debriefing has expired, you may still request a debriefing. In this case, we will provide the debriefing as soon as practicable, and normally no later than fifteen (15) Days from the date of publication of the Contract Award Notice.

6. How to make a complaint

- a) Period: Procurement-related Complaint challenging the decision to award shall be submitted by midnight, *[insert date]* (local time).
- b) Provide the contract name, reference number, name of the Tenderer, contact details; and address the Procurement-related Complaint as follows:
 - i) Attention: *[insert full name of person, if applicable]*
 - ii) Title/position: *[insert title/position]*
 - iii) Agency: *[insert name of Procuring Entity]*
 - iv) Email address: *[insert email address]*
- c) At this point in the procurement process, you may submit a Procurement-related Complaint challenging the decision to award the contract. You do not need to have requested, or received, a debriefing before making this complaint. Your complaint must be submitted within the Standstill Period and received by us before the Standstill Period ends.
- d) Further information: For more information refer to the Public Procurement and Disposals Act 2015 and its Regulations available from the Website www.ppra.go.ke.
You should read these documents before preparing and submitting your complaint.
- e) There are four essential requirements:
 - i) You must be an 'interested party'. In this case, that means a Tenderer who submitted a Tender in this tendering process and is the recipient of a Notification of Intention to Award.
 - ii) The complaint can only challenge the decision to award the contract.

Part 2 – Employer’s Requirements

- iii) You must submit the complaint within the period stated above.
- iv) You must include, in your complaint, all of the information required to support your complaint.

7. **Standstill Period**

- i) DEADLINE: The Standstill Period is due to end at midnight on [*insert date*] (local time).
- ii) The Standstill Period lasts ten (14) Days after the date of transmission of this Notification of Intention to Award.
- iii) The Standstill Period may be extended as stated in paragraph Section 5(d) above.

If you have any questions regarding this Notification please do not hesitate to contact us. On behalf of the Procuring Entity:

Signature: _____

Name: _____

Title/position: _____

Telephone: _____

FORM NO 2: REQUEST FOR REVIEW

FORM FOR REVIEW (r.203(1))

PUBLIC PROCUREMENT ADMINISTRATIVE REVIEW BOARD

APPLICATION NO.....OF.....20.....

BETWEEN

.....APPLICANT

AND

.....RESPONDENT (Procuring Entity)

Request for review of the decision of the..... (Name of the Procuring Entity ofdated the...day of20.....in the matter of Tender No.....of20..... for..... (Tender description).

REQUEST FOR REVIEW

I/We.....,the above named Applicant(s), of address: Physical address..... P. O. Box No..... Tel. No.....Email, hereby request the Public Procurement Administrative Review Board to review the whole/part of the above mentioned decision on the following grounds , namely:

- 1.
- 2.

By this memorandum, the Applicant requests the Board for an order/orders that:

- 1.
- 2.

SIGNED(Applicant) Dated on.....day of/...20.....

FOR OFFICIAL USE ONLY Lodged with the Secretary Public Procurement Administrative Review Board onday of20.....

SIGNED

Board Secretary

FORM NO 3: LETTER OF AWARD

letterhead paper of the Procuring Entity]

[date]

To: *[name and address of the Contractor]*

This is to notify you that your Tender dated *[date]* for execution of the *[name of the Contract and identification number, as given in the Contract Data]* for the Accepted Contract Amount *[amount in numbers and words]* *[name of currency]*, as corrected and modified in accordance with the Instructions to Tenderers, is here by accepted by...
..... *(name of Procuring Entity)*.

You are requested to furnish the Performance Security within in accordance with the Conditions of Contract, using, for that purpose, one of the Performance Security Forms included in Section VIII, Contract Forms, of the Tender Document.

Authorized Signature:

Name and Title of Signatory:

Name of Procuring Entity:

Attachment: *Contract Agreement*:

FORM NO 4: CONTRACT AGREEMENT

THIS AGREEMENT made the day of..... 20....., between.....
.....of..... (hereinafter “the Procuring
Entity”), of the one part, and..... of
..... (hereinafter “the Contractor”), of the
other part:

WHEREAS the Procuring Entity desires that the Work known as..... should
be executed by the Contractor, and has accepted a Tender by the Contractor for the execution and completion of
these Works and the remedying of any defects there in,

The Procuring Entity and the Contractor agree as follows:

1. In this Agreement words and expressions shall have the same meanings as are respectively assigned to them in the Contract documents referred to.
2. The following documents shall be deemed to form and be read and construed as part of this Agreement. This Agreement shall prevail over all other Contract documents.
 - a) the Notification of Award
 - b) the Form of Tender
 - c) the addenda Nos..... (if any)
 - d) the Special Conditions of Contract
 - e) the General Conditions of Contract;
 - f) the Specifications
 - g) the Drawings; and
 - h) the completed Schedules and any other documents forming part of the contract.
3. In consideration of the payments to be made by the Procuring Entity to the Contractor as specified in this Agreement, the Contractor here by covenants with the Procuring Entity to execute the Works and to remedy defects therein in conformity in all respects with the provisions of the Contract.
4. The Procuring Entity here by covenants to pay the Contractor in consideration of the execution and completion of the Works and the remedying of defects there in, the Contract Price or such other sum as may become payable under the provisions of the Contract at the times and in the manner prescribed by the Contract.

IN WITNESS where of the parties here to have caused this Agreement to be executed in accordance with the Laws of Kenya on the day, month and year specified above.

Signed and sealed by..... (for the Procuring Entity)

Signed and sealed by..... (for the Contractor).

FORM NO. 5: PERFORMANCE SECURITY [Option 1 - Unconditional Demand Bank Guarantee]

[Guarantor letterhead]

Beneficiary: *[insert name and Address of Procuring Entity]*

Date: _____ *[Insert date of issue]*

Guarantor: *[Insert name and address of place of issue, unless indicated in the letterhead]*

1. We have been informed that _____ (hereinafter called "the Contractor") has entered into Contract No. _____ dated _____ with (name of Procuring Entity) _____ (the Procuring Entity as the Beneficiary), for the execution of _____ (hereinafter called "the Contract").
2. Furthermore, we understand that, according to the conditions of the Contract, a performance guarantee is required.
3. At the request of the Contractor, we as Guarantor, here by irrevocably undertake to pay the Beneficiary any sum or sums not exceeding in total an amount of _____ (in words),¹ such sum being payable in the types and proportions of currencies in which the Contract Price is payable, upon receipt by us of the Beneficiary's complying demand supported by the Beneficiary's statement, whether in the demand itself or in a separate signed document accompanying or identifying the demand, stating that the Applicant is in breach of its obligation(s) under the Contract, without the Beneficiary needing to prove or to show grounds for your demand or the sum specified therein.
4. This guarantee shall expire, no later than the Day of², and any demand for payment under it must be received by us at the office indicated above on or before that date.
5. The Guarantor agrees to a one-time extension of this guarantee for a period not to exceed *[six months]* *[one year]*, in response to the Beneficiary's written request for such extension, such request to be presented to the Guarantor before the expiry of the guarantee.”

[Name of Authorized Official, signature(s) and seals/stamps]

Note: *All italicized text (including footnotes) is for use in preparing this form and shall be deleted from the final product.*

¹The Guarantor shall insert an amount representing the percentage of the Accepted Contract Amount specified in the Letter of Acceptance, less provisional sums, if any, and denominated either in the currency of the Contract or a freely convertible currency acceptable to the Beneficiary.

²Insert the date twenty-eight days after the expected completion date as described in GC Clause 11.9. The Procuring Entity should note that in the event of an extension of this date for completion of the Contract, the Procuring Entity would need to request an extension of this guarantee from the Guarantor. Such request must be in writing and must be made prior to the expiration date established in the guarantee.

FORM NO. 6: PERFORMANCE SECURITY [Option 2– Performance Bond]

[Note: Procuring Entities are advised to use Performance Security – Unconditional Demand Bank Guarantee in stead of Performance Bond due to difficulties involved in calling Bond holder to action]

[Guarantor letterhead or SWIFT identifier code]

Beneficiary:

[insert name and Address of Procuring Entity] **Date:**

_____ *[Insert date of issue]*

PERFORMANCE BOND No.: _____

Guarantor: *[Insert name and address of place of issue, unless indicated in the letterhead]*

1. By this Bond _____ as Principal (hereinafter called “the Contractor”) and _____] as Surety (hereinafter called “the Surety”), are held and firmly bound unto _____] as Oblige (hereinafter called “the Procuring Entity”) in the amount of _____ for the payment of which sum well and truly to be made in the types and proportions of currencies in which the Contract Price is payable, the Contractor and the Surety bind themselves, their heirs, executors, administrators, successors and assigns, jointly and severally, firmly by these presents.
2. WHEREAS the Contractor has entered into a written Agreement with the Procuring Entity dated the _____ day of _____, 20_____, _____ for _____ in accordance with the documents, plans, specifications, and amendments there to, which to the extent here in provided for, are by reference made part here of and are here in after referred to as the Contract.
3. NOW, THEREFORE, the Condition of this Obligation is such that, if the Contractor shall promptly and faithfully perform the said Contract (including any amendments thereto), then this obligation shall be null and void; otherwise, it shall remain in full force and effect. Whenever the Contractor shall be, and declared by the Procuring Entity to be, in default under the Contract, the Procuring Entity having performed the Procuring Entity's obligations there under, the Surety may promptly remedy the default, or shall promptly:
 - a) Complete the Contract in accordance with its terms and conditions; or
 - b) Obtain a tender or tenders from qualified tenderers for submission to the Procuring Entity for completing the Contract in accordance with its terms and conditions, and upon determination by the Procuring Entity and the Surety of the lowest responsive Tenderers, arrange for a Contract between such Tenderer, and Procuring Entity and make a available as work progresses (even though there should be a default or a succession of defaults under the Contract or Contracts of completion arranged under this paragraph) sufficient funds to pay the cost of completion less the Balance of the Contract Price; but not exceeding, including other costs and damages for which the Surety may be liable hereunder, the amount set forth in the first paragraph hereof. The term “Balance of the Contract Price,” as used in this paragraph, shall mean the total amount payable by Procuring Entity to Contractor under the Contract, less the amount properly paid by Procuring Entity to Contractor; or
 - c) Pay the Procuring Entity the amount required by Procuring Entity to complete the Contract in accordance with its terms and conditions upto a total not exceeding the amount of this Bond.
4. The Surety shall not be liable for a greater sum than the specified penalty of this Bond.
5. Any suit under this Bond must be instituted before the expiration of one year from the date of the issuing of the Taking-Over Certificate. No right of action shall accrue on this Bond to or for the use of any person or corporation other than the Procuring Entity named here in or the heirs, executors, administrators, successors, and assigns of the Procuring Entity.

Part 2 – Employer’s Requirements

6. In testimony whereof, the Contractor has here unto set his hand and affixed his seal, and the Surety has caused these presents to be sealed with his corporate seal duly at tested by the signature of his legal representative, this day_____of_____20_____.

SIGNED ON_____on behalf of_____

By_____in the capacity of_____

Inthepresenceof_____

SIGNED ON_____on behalf of_____

By_____in the capacity of_____

Inthepresence of_____

FORM NO. 7: ADVANCE PAYMENT SECURITY

[Demand Bank Guarantee]

[Guarantor letterhead]

Beneficiary: _____ [Insert name and Address of

Procuring Entity] **Date:** _____ [Insert date of issue]

ADVANCE PAYMENT GUARANTEE No.: [Insert guarantee reference number]

Guarantor: [Insert name and address of place of issue, unless indicated in the letterhead]

1. We have been informed that _____ (hereinafter called “the Contractor”) has entered into Contract No. _____ dated _____ with the Beneficiary, for the execution of _____.
2. Furthermore, we understand that, according to the conditions of the Contract, an advance payment in the sum _____ (in words _____) is to be made against an advance payment guarantee.
3. At the request of the Contractor, we as Guarantor, here by irrevocably undertake to pay the Beneficiary any sum or sums not exceeding in total an amount of _____ (in words _____)¹ upon receipt by us of the Beneficiary's complying demand supported by the Beneficiary's statement, whether in the demand itself or in a separate signed document accompanying or identifying the demand, stating either that the Applicant:
 - a) Has used the advance payment for purposes other than the costs of mobilization in respect of the Works; or
 - b) Has failed to repay the advance payment in accordance with the Contract conditions, specifying the amount which the Applicant has failed to repay.
4. A demand under this guarantee may be presented as from the presentation to the Guarantor of a certificate from the Beneficiary's bank stating that the advance payment referred to above has been credited to the Contractor on its account number _____ at _____.
5. The maximum amount of this guarantee shall be progressively reduced by the amount of the advance payment repaid by the Contractor as specified in copies of interim statements or payment certificates which shall be presented to us. This guarantee shall expire, at the latest, upon our receipt of a copy of the interim payment certificate indicating that ninety (90) percent of the Accepted Contract Amount, less provisional sums, has been certified for payment, on the _____ day of _____, 2_____,² whichever is earlier. Consequently, any demand for payment under this guarantee must be received by us at this office on or before that date.
6. The Guarantor agrees to a one-time extension of this guarantee for a period not to exceed [six months] [one year], in response to the Beneficiary's written request for such extension, such request to be presented to the Guarantor before the expiry of the guarantee.

[Name of Authorized Official, signature(s) and seals/stamps]

Note: All italicized text (including footnotes) is for use in preparing this form and shall be deleted from the final product.

¹The Guarantor shall insert an amount representing the amount of the advance payment and denominated either in the currency of the advance payment as specified in the Contract.

²Insert the expected expiration date of the Time for Completion. The Procuring Entity should note that in the event of an extension of the time for completion of the Contract, the Procuring Entity would need to request an extension of this guarantee from the Guarantor. Such request must be in writing and must be made prior to the expiration date established in the guarantee.

FORM NO. 8: RETENTION MONEY SECURITY N/A

[Demand Bank Guarantee]

[Guarantor letterhead]

Beneficiary: _____ *[Insert name and Address of Procuring Entity]*

Date: _____ *[Insert date of issue]*

Advance payment guarantee no. *[Insert guarantee reference number]*

Guarantor: *[Insert name and address of place of issue, unless indicated in the letterhead]*

1. We have been informed that _____ *[insert name of Contractor, which in the case of a joint venture shall be the name of the joint venture]* (hereinafter called "the Contractor") has entered into Contract No. _____ *[insert reference number of the contract]* dated _____ with the Beneficiary, for the execution of _____ *[insert name of contract and brief description of Works]* (hereinafter called "the Contract").
2. Furthermore, we understand that, according to the conditions of the Contract, the Beneficiary retains moneys upto the limit set forth in the Contract ("the Retention Money"), and that when the Taking-Over Certificate has been issued under the Contract and the first half of the Retention Money has been certified for payment, and payment of *[insert the second half of the Retention Money]* is to be made against a Retention Money guarantee.
3. At the request of the Contractor, we, as Guarantor, hereby irrevocably undertake to pay the Beneficiary any sum or sums not exceeding in total an amount of *[insert amount in figures]* _____ *([insert amount in words _____])*¹ upon receipt by us of the Beneficiary's complying demands upported by the Beneficiary's statement, whether in the demand itself or in a separate signed document accompanying or identifying the demand, stating that the Contractor is in breach of its obligation(s) under the Contract, without your needing to prove or showgrounds for your demand or the sum specified there in.
4. A demand under this guarantee may be presented as from the presentation to the Guarantor of a certificate from the Beneficiary's bank stating that the second half of the Retention Money as referred to above has been credited to the Contractor on its account number _____ at _____ *[insert name and address of Applicant's bank]*.
5. This guarantee shall expire no later than the.....Day of.....2.....², and any demand for payment under it must be received by us at the office indicated above on or before that date.
6. The Guarantor agrees to a one-time extension of this guarantee for a period not to exceed *[six months]* *[one year]*, in response to the Beneficiary's written request for such extension, such request to be presented to the Guarantor before the expiry of the guarantee.

[Name of Authorized Official, signature(s) and seals/stamps]

Note: *All italicized text (including footnotes) is for use in preparing this form and shall be deleted from the final product.*

¹The Guarantor shall insert an amount representing the amount of the second half of the Retention Money.

²Insert a date that is twenty-eight days after the expiry of retention period after the actual completion date of the contract. The Procuring Entity should note that in the event of an extension of this date for completion of the Contract, the Procuring Entity would need to request an extension of this guarantee from the Guarantor. Such request must be in writing and must be made prior to the expiration date established in the guarantee.

FORM NO. 9: BENEFICIAL OWNERSHIP DISCLOSURE FORM

INSTRUCTIONS TO TENDERERS: DELETE THIS BOX ONCE YOU HAVE COMPLETED THE FORM

This Beneficial Ownership Disclosure Form (“Form”) is to be completed by the successful tenderer. In case of joint venture, the tenderer must submit a separate Form for each member. The beneficial ownership information to be submitted in this Form shall be current as of the date of its submission.

For the purposes of this Form, a Beneficial Owner of a Tenderer is any natural person who ultimately owns or controls the Tenderer by meeting one or more of the following conditions:

- *Directly or indirectly holding 25% or more of the shares.*
- *Directly or in directly holding 25% or more of the voting rights.*
- *Directly or indirectly having the right to appoint a majority of the board of directors or equivalent governing body of the Tenderer.*

Tender Reference No.: _____ [insert identification

no] Name of the Assignment: _____ [insert name of the assignment]

to: _____ [insert complete name of Procuring Entity]

In response to your notification of award dated _____ [insert date of notification of award] to furnish additional information on beneficial ownership: _____ [select one option as applicable and delete the options that are not applicable]

I) We here by provide the following beneficial ownership information.

Details of beneficial ownership

Identity of Beneficial Owner	Directly or indirectly holding 25% or more of the shares (Yes / No)	Directly or indirectly holding 25 % or more of the Voting Rights (Yes / No)	Directly or indirectly having the right to appoint a majority of the board of the directors or an equivalent governing body of the Tenderer (Yes / No)
<i>[include full name (last, middle, first), nationality, country of residence]</i>			

OR

ii) We declare that there is no Beneficial Owner meeting one or more of the following conditions: directly or indirectly holding 25% or more of the shares. Directly or indirectly holding 25% or more of the voting rights. Directly or indirectly having the right to appoint a majority of the board of directors or equivalent governing body of the Tenderer.

OR

We declare that we are unable to identify any Beneficial Owner meeting one or more of the following conditions. [If this option is selected, the Tenderer shall provide explanation on why it is unable to identify any Beneficial Owner]

Part 2 – Employer’s Requirements

Directly or indirectly holding 25% or more of the shares. Directly or indirectly holding 25% or more of the voting rights.

Directly or indirectly having the right to appoint a majority of the board of directors or equivalent governing body of the Tenderer]”

Name of the Tenderer.....[insert complete name of the Tenderer]_____*

*Name of the person duly authorized to sign the Tender on behalf of the Tenderer: ** [insert complete name of person duly authorized to sign the Tender]*

Title of the person signing the Tender.....[insert complete title of the person signing the Tender]

Signature of the person named above..... [insert signature of person whose name and capacity are shown above]

Date signed [insert date of signing] day of..... [Insert month], [insert year]